

# E S C A P A D E™


C L A S S C M O T O R H O M E




MOTORHOMES BY JAYCO®

2 0 0 3

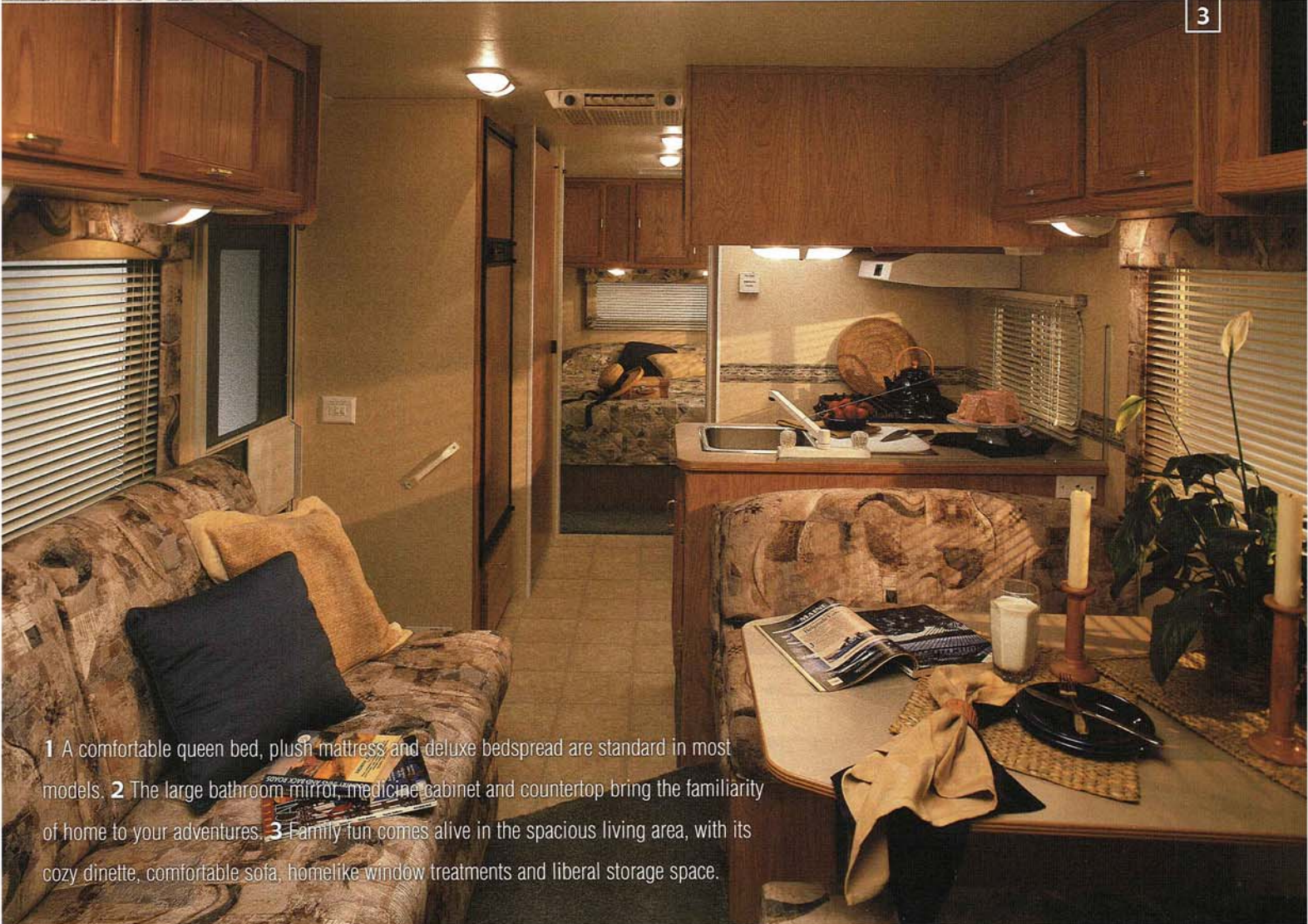




1




2




3

1 A comfortable queen bed, plush mattress and deluxe bedspread are standard in most models. 2 The large bathroom mirror, medicine cabinet and countertop bring the familiarity of home to your adventures. 3 Family fun comes alive in the spacious living area, with its cozy dinette, comfortable sofa, homelike window treatments and liberal storage space.



The all new Escapade™  
More Motorhome. More Family Fun.  
It's Jayco.



**Escapade puts everything for fabulous, hassle-free motorhome experiences within reach.**

**4** Optional deluxe AM/FM CD player and **5** optional, full-featured exterior entertainment center keep you entertained. **6** Water heater, generator and holding tank switches are grouped in the Command Center® for easy monitoring. **7** The cab over bunk with privacy curtains is ideal for kicking back, and **8** we positioned the microwave for easy access.

# 2003 ESCAPE™ STANDARD AND OPTIONAL FEATURES

## CHASSIS FEATURES

**Standard**  
Automatic Transmission with Overdrive  
Factory Air Conditioning and Cruise Control  
Power Brakes and Power Steering  
Power Anti-Lock Brakes  
Window and Door Locks  
Tilt Steering Wheel  
Rubber Body Mounts  
Dome Light  
Hellwig® Helper Springs (Opt. on 24 M, 28 G)

## CAB FEATURES

**Standard**  
Deluxe AM/FM Stereo with Cassette  
Recliner Seats with Full Front/Back Adjustments  
Lap and Shoulder Safety Belts  
Padded Fabric Head Liner

## Optional

Deluxe AM/FM Stereo with CD

## HEAT, POWER, WATER FEATURES

**Standard**  
Six-Gallon Gas Water Heater  
City Water Hookup  
Demand Water Pump  
Auto-Ignition Furnace with Wall Thermostat  
63-Lb. Chassis-Mount LP Gas Tank  
Carbon Monoxide Detector

## HEAT, POWER, WATER FEATURES (cont.)

**Standard**  
13,500 BTU Roof Air Conditioning  
30 Amp Power Cord  
110V to 12V Converter  
Interior Command Center®

## Optional

Heated Holding Tanks  
Attic Fan  
15,000 BTU Roof Air Conditioning (N/A 24 M)  
6-Gal. Gas/Electric Auto-Ignition Water Heater  
4,000 Watt Onan® Generator

## LIVING ROOM FEATURES

**Standard**  
Roomy Overhead Cabinets  
TV Cabinet  
Fire Extinguisher  
Mini Blinds  
Fabric-Covered Box Valances  
Vinyl Flooring Throughout  
Fairfield Oak Cabinet Doors and Drawers  
12V High Intensity Lighting Package

## Optional

Carpet with Pad  
13-Inch TV with Remote Control  
Satellite Dish Prep  
J-Steel™ Sofa (ILO of Chairs or Dinette)

## KITCHEN FEATURES

**Standard**  
Stainless Steel Sink with Cutting Board  
Three-Burner Range  
Flush-Mount 6-cu.-ft. Double-Door Refrigerator  
LP Leak Detector  
Microwave Oven  
Laminate Countertops

## Optional

Large (8-cu.-ft.) Double-Door Refrigerator  
Three-Burner Range with Oven  
Range Cover

## BATHROOM FEATURES

**Standard**  
Shower Curtain  
Power Vent  
Medicine Cabinet with Mirror  
Bath Skylight  
Removable Clothes Rod in Tub

## Optional

Bifold Shower Door

## BEDROOM FEATURES

**Standard**  
Queen Bed with Deluxe Mattress (Double Bed in 24 M)  
Deluxe Bedspread  
Large Wardrobes

## BEDROOM FEATURES (cont.)

**Optional**  
Twin Beds with Wardrobe (28 G only)  
Double Bed with Bunk (24 M only)  
TV Hook Up and Shelf in Bedroom  
Carpet with Pad

## EXTERIOR FEATURES

**Standard**  
Filon® Plus Fiberglass Exterior Sidewalls  
Dead Bolt Lock on Entrance Door  
Lockable Exterior Storage Compartments  
White, Radius-Cornered Windows  
Patio Light  
110V Exterior Receptacle  
Entry Assist Handle  
TPO Rubber Roof  
Safety Glass Windows  
Battery Tray

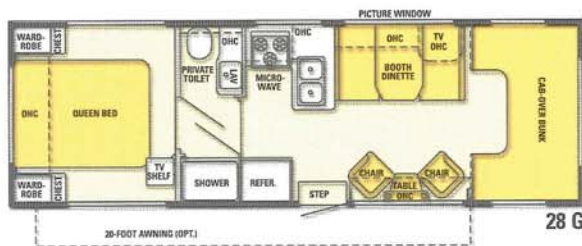
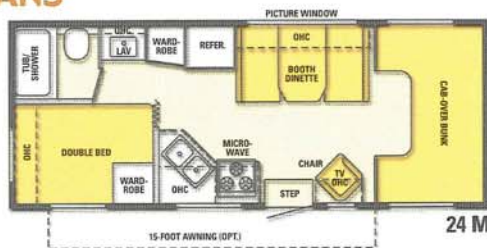
## Optional

Spare Tire, Carrier and Cover  
Wheel Liners  
Towing Hitch and Wiring  
Roof Ladder  
Rear Window (N/A in 24 M)  
Tinted Safety Glass Windows  
Fiberglass Running Boards  
Patio Awning  
Electric Entrance Step  
Exterior Entertainment Center  
Outside Shower (Some Models)

## SPECIFICATIONS

Models	Exterior Length	Exterior Height w/opt. A/C	Gross Vehicle Weight Rating (Lbs.)	Chassis and Engine Size	Wheel-base	Furnace, Auto-Ignition (BTUs)	Fresh Water Capacity (Gal.)	Gray Water Capacity (Gal.) Includes W/H	Toilet/Waste Water Capacity (Gal.)
24 M	24' 0"	130"	12,300	Chevrolet 8.1L/V8	159"	25,000	37	39	35
28 G	28' 7"	130"	14,050	Ford 6.8L/V10	185"	31,000	37	40	37
31 A	31' 2"	130"	14,050	Ford 6.8L/V10	218"	31,000	37	40	37

## FLOORPLANS



At Jayco, we offer you  
**More Than a Motorhome**  
We promise you a unique ownership experience.

**Please Note:** All information in this brochure is the latest available at the time of publication approval. Jayco reserves the right to make changes and to discontinue models without notice or obligation. It is important that you review weights and ratings before you purchase a new motorhome. Gross Vehicle Weight Rating (GVWR): GVWR means the maximum permissible weight of the motorhome, including the unloaded vehicle weight plus all cargo, passengers, personal items, fluids, options and dealer-installed accessories. Gross Combined Weight Rating (GCWR): equal to the GVWR of the unit plus the weight of a towed vehicle. It is the maximum allowable loaded weight with a vehicle in tow. Jayco affixes a weight label to each new RV which lists weight information for that vehicle. Pictures in this brochure may show optional equipment. RVs built for sale in Canada may differ to conform to Canadian codes.



As a Jayco owner, you can be part of the Jayco Jafari International Travel Club. Ask your dealer about the Jafari "flight" in your area, write Jayco direct or visit Jayco.com.



Jayco, Inc., P.O. Box 460, Middlebury, IN 46540  
www.jayco.com