



AEROLITE

THE ORIGINAL ULTRA LITE

STANDARD AND OPTIONAL FEATURES

Standard Features

AERO-DYNE FRONT PROFILE

- Aerodynamic Front Profile Designed For Maximum Aerodynamics and Fuel Efficiency
- Streamlined Profile Reduces Air Turbulence For a More Stable Ride
- Improves Fuel Efficiency

ALUMA LAM CONSTRUCTION

- 6 Sided Welded Aluminum Cage Construction
- 5 Way Lamination - Roof, Floor, Sidewalls And Rear Wall
- Fully Laminated, Aluminum Framed Roof
- 5" Laminated Crowned Roof With Ducted A/C (8' Wide TT's)
- 2" Thick Aluminum Framed Laminated Roof (7' Wide TT and Expandables)
- Gel Coated Filon Fiberglass Exterior

ARMOR GUARD PROTECTION PACKAGE

- Enclosed Underbelly Protects Bottom Of Trailer From Road Debris And Damage
- Enhances Aerodynamics Of Trailer
- Available On 8' Wide TT's Only

STABILI-TRAX SUSPENSION

- Wide Track Suspension System - (8' Wide TT's Only)
- Heavy Duty Axles
- 4 Wheel Electric Drum Brakes
- Easy Lube Hubs on Axles

ALUMINUM FRAMED FURNITURE

- Welded Aluminum Framed Construction - Dinette, Bed Bases, Bunk Beds and Sofa Base
- Stronger And Lighter Than Wood Construction

ACU-WEIGHT CERTIFICATION

- Real Weights - All Units Weighed Before Leaving The Factory
- Weights Include Options - See Decal In Unit For Exact Weight Of Your Unit

Exterior Construction

SLIDE OUT COOK TOP

- Slide Out 2 Burner Outdoor Stove
- LP Quick Connect
- Available On 8' Wide TT's

Frame

- Lightweight I-Beam Frame With E-Coat Finish
- 4" Square Rear Bumper With Sewer Hose Storage - Bike Rack Ready
- Dual Battery Tray
- 2 5/16" Coupler
- Hitch Light
- Break-Away Trailer Switch
- Heavy Duty Safety Chains
- Four Corner Stabilizer Jacks
- 12V Electric Slide-Out Motor With Override
- Nitrogen Filled 14" Radial Tires
- Spare Tire With Cover
- Two 20 Lb. Lp Bottles With ABS Cover
- Folding Entry Step

Roof

- Fully Laminated, Aluminum Framed Roof
- EPDM One-Piece Seamless Rubber Roof
- Rain Gutter With Extended Corner Downspouts

VIEW MASTER WINDOWS

- Large Picture Windows at Dinette
- Tined, Radius Corner, Clamp Ring Safety Glass Windows

Walls

- Large Awning
- Diamond Plate Rock Guard
- Molded Fender Skirts (8' Wide TT's and Expandables)
- Pac-N-Play Exterior Storage (See Floorplans)
- Exterior Wash Station With Quick Connect Hose
- Deluxe Folding Entry-Assist Handle At Door (8' Wide TT's)
- 120V Exterior Outlet
- Heavy Duty Flush Mounted, Radius Corner, Key Locking Baggage Doors
- Radius Corner Entry Door
- Flush Combo Entry Latch/Dead Bolt Lock
- Exterior Security Light

Interior Features

STORE MORE CABINETRY

- New Cabinet Design - More Storage Space - Full Access Cabinets, Larger Drawers
- Raised Panel Hardwood Radiant Oak Cabinets Doors in Galley
- Hardwood Radiant Oak Doors And Drawer Fronts Throughout

- Large Galley Storage Pantry (See Floorplans for Availability)
- Large Pots And Pan Storage
- Solid Wood Drawers With Metal Residential Drawer Glides

MEDIA CENTER PREMIUM ENTERTAINMENT SYSTEM

- 19" Flat Screen HD LCD TV (8' Wide TT's)
- TV Prep - 7' Wide TT's and Expandable
- 12V AM/FM/CD/DVD Stereo With MP3 Input
- Interior And Exterior Speakers
- Spare Tire With Cover
- Wired for Cable/Satellite
- Bedroom TV Prep for Flat Panel TV's

Other Interior Features

- Residential Furniture Design With High Grade Fabrics
- 74" X 54" Oversized U-Shaped Dinette - See Floorplans
- Residential Tile-Like Linoleum
- Fabric Night Shades in Living Area (8' Wide TT's)
- Designer Window Treatments
- Designer Wall Border
- 60/40 Sink With Hi-Rise Galley Faucet
- Sink Cover
- Systems Monitor Panel
- 12V Demand Water Pump Switch
- Slide Room Switch
- Interior And Exterior Light Switch
- Fire Extinguisher
- LP/Carbon Monoxide/Smoke Detectors

Bathroom Features

- Fiberlink Bathtub Or Shower (See Floorplans)
- Tub/Shower Surround
- Skylight Over Tub/Shower
- Shower Curtain
- Glass Shower Door With Neo-Angle Shower (8' Wide TT's - See Floorplans)
- Foot Flush Toilet
- Wood Medicine Cabinet With Mirror
- Powered Roof Vent
- Toilet Tissue Holder
- Towel Hooks

Bedroom Features

- New Tent Design With Self-Supporting Bunk Ends - 1,200 Pound Capacity
- 5" Thick Futon Mattress - Expandables
- Key-Locking "Easy Latch" Tent Doors
- 60" X 80" Beds In Tents
- Bunk End Lights With Fan - Expandables
- Innerspring Mattress (7' & 8' Wide TT's)
- Below Bed Storage With Gas Struts (See Floorplans)
- Designer Bedroom Package With Bedspread, Headboard And Window Treatments
- Roof Vent

Appliances, Electrical, Plumbing & Lighting

- Double Door 6 Cu. Foot Gas/Electric Refrigerator (8' Wide TT's and Expandables)
- Single Door Gas/Electric Refrigerator (7' Wide TT's)
- Black Panel Refrigerator Front
- Microwave With Carousel
- 3 Burner Range With 17" Oven (8' Wide TT's and Expandables)
- 2 Burner Cook Top (7' Wide TT's)
- Range Cover
- Range Hood With 12V Light And Exhaust Fan
- 13.5K Air Conditioner With Quick Cool Vent
- In-Roof Ducting For A/C (8' Wide TT's)
- Insulated And Foil Wrapped AC Ducting (8' Wide TT's)
- Detachable 30 AMP Power Cord
- 6 Gallon Gas/Electric Water Heater With DSI
- Water Bypass Kit
- Hot And Cold Water Low Point Drains
- 46 Gallon Fresh Water Tanks (8' Wide TT's and Expandables)
- Solid State Converter With Built-In Battery Charger

Some features listed above may be part of a value package - Contact your local dealer for the details

Your Local Dealer

Budget RV Outlet of Buffalo
4817 Lake Ave.
Blasdell, NY 14219
716-685-3546
www.budgetrvoutlet.com

www.aero-rv.com

Dutchmen Manufacturing, Inc. • 2164 Caragana Court • Goshen, Indiana 46526

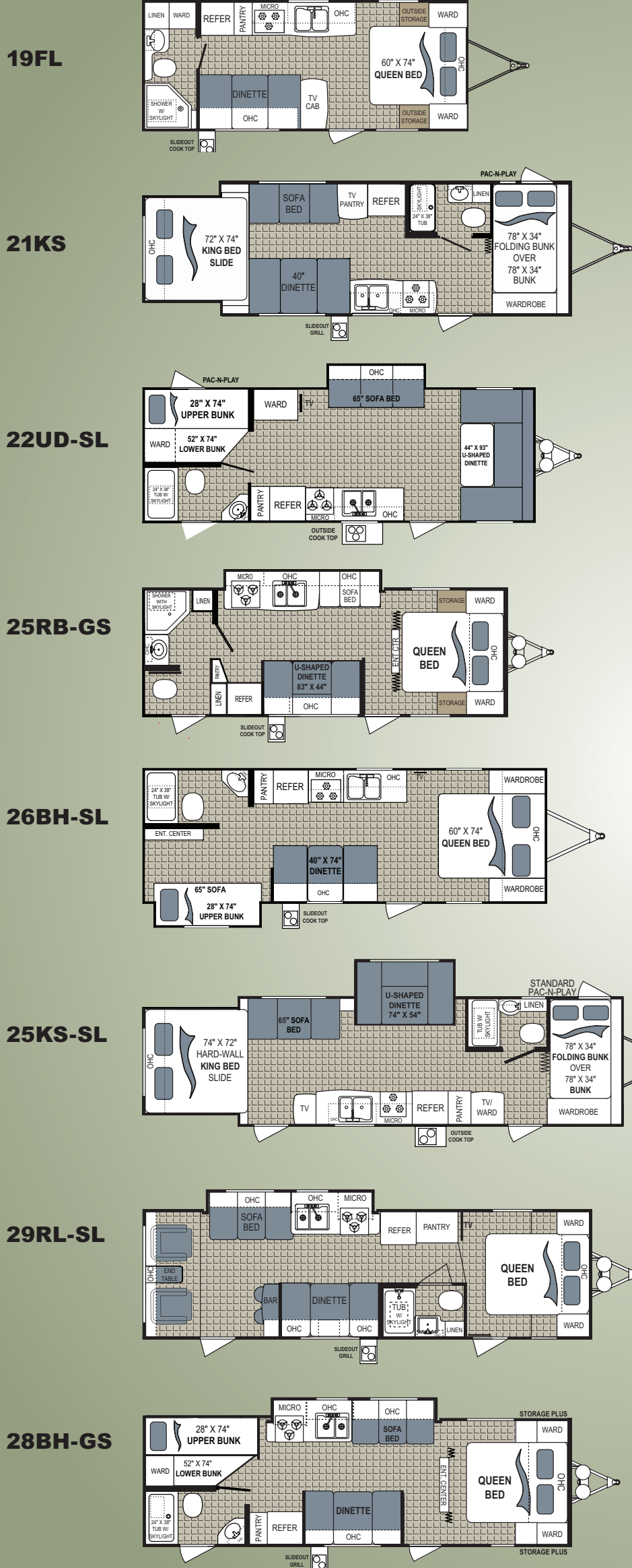
Sales: 574.534.1224 Fax: 574.975.0626

AEROLITE

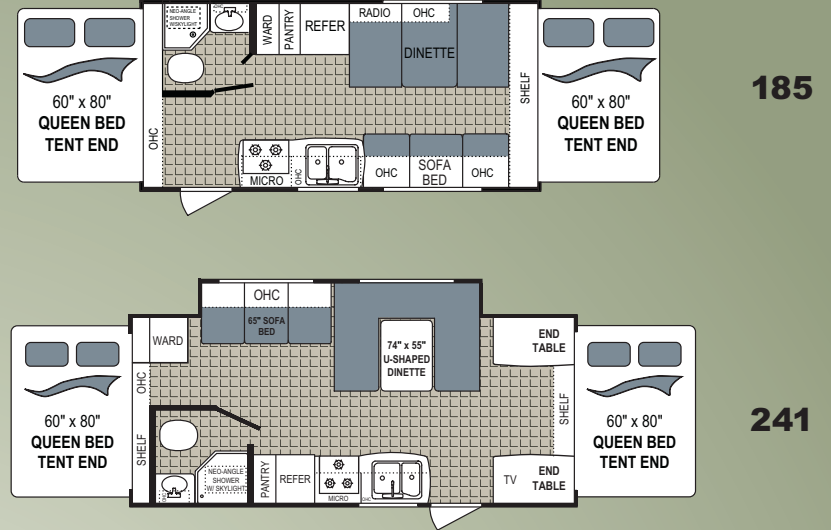
THE ORIGINAL ULTRA LITE



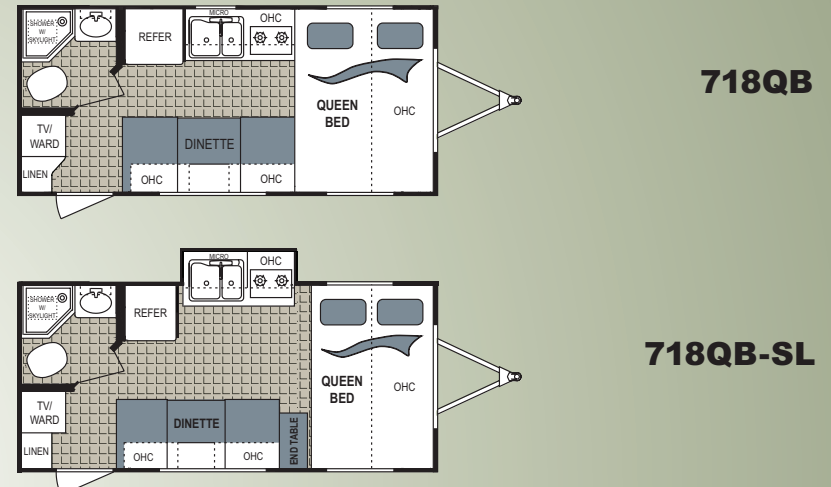
Eight Wide Ultra-Lite Trailers



Expandable Ultra-Lite Trailers



Seven Wide Ultra-Lite Trailers



FEATURES - ALL MODELS

- "AERO-DYNE" Aerodynamic Profile
- "ALUMA LAM" Construction
- "ALUMINUM FRAMED FURNITURE"
- "STORE MORE" Cabinetry
- "VIEW MASTER" Windows
- "ACU-WEIGHT" Certification

FEATURES - 8' WIDE TT'S AND EXPANDABLES

- "ARMOR GUARD" Protection Package
- "STABILI-TRAX SUSPENSION"
- "MEDIA CENTER" Entertainment Package
- "SLIDE OUT COOK TOP" Cook Center

WEIGHTS & SPECIFICATIONS

	Unloaded Weight	Hitch Weight	Net Cargo Capacity	Exterior Length	Exterior Height	Exterior Width	Fresh Water	Grey Water	Black Water	Furnace Size
185	3578	320	1482	20' 8"	9' 10"	8'	46	39	22	19,000
241				23' 11"	10' 1"	8'	46	39	22	19,000
19FL	3874	322	1526	24' 1"	10' 1"	8'	46	39	28	19,000
21KS	4212	544	1188	24' 9"	10' 1"	8'	46	39	22	19,000
22UD-SL				26' 10"	10' 1"	8'	46	39	22	19,000
25KS-SL	5084	738	1576	28' 10"	10' 1"	8'	46	39	22	30,000
25RB-GS	4646	382	1954	28' 2"	10' 1"	8'	46	39	28	30,000
26BH-SL				27' 6"	10' 1"	8'	46	39	28	30,000
28BH-GS	4674	488	1926	30' 4"	10' 1"	8'	46	39	28	30,000
29RL-SL	4948	714	1652	30' 11"	10' 1"	8'	46	39	22	30,000
718QB	3018	280	1682	19' 2"	9' 10"	7'	38	39	22	16,000
718QB-SL	2906	222	1794	20' 5"	9' 10"	7'	38	39	22	16,000