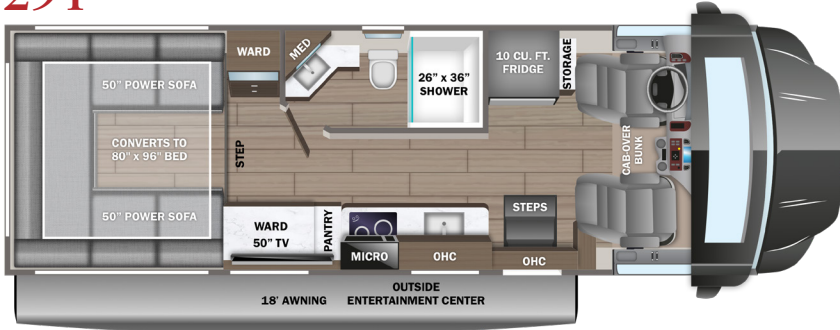


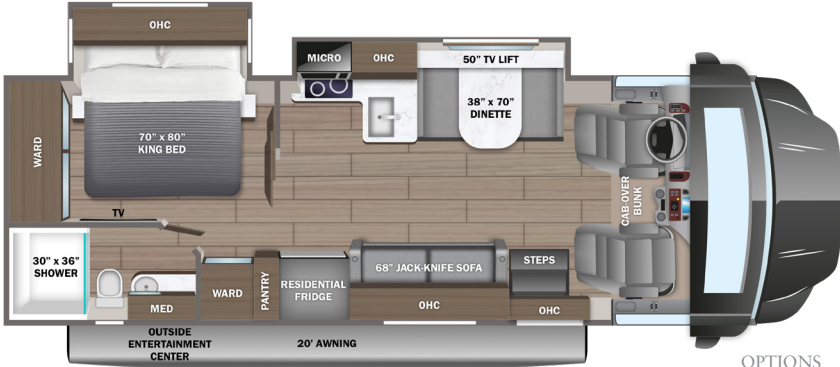
2025 ACCOLADE XT

Diesel Super Class C Motorhome

29T

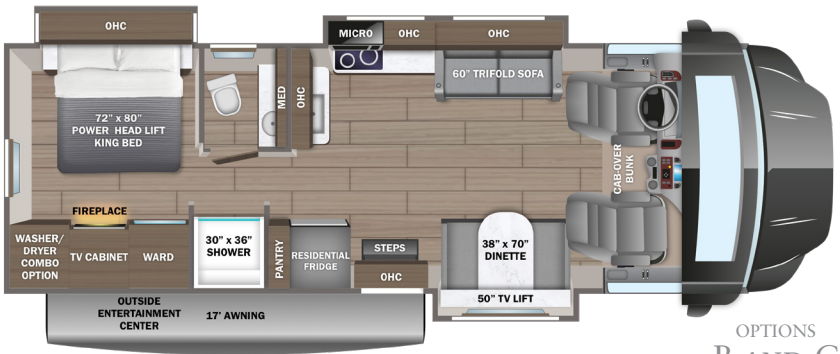


32U




OPTIONS
A AND C


35L




OPTIONS
B AND C

OPTIONS

A 
68-inch Power Theater Seating


B 
60-inch Power Theater Seating

C 
15 cu. ft. 12V refrigerator


PAINT SELECTIONS




Alpine Byrum Full-Body Paint




Backwoods Desertscape Full-Body Paint



Desert Dune Full-Body Paint



Parched Earth Full-Body Paint



Spring Rain Full-Body Paint

ACCOLADE XT

Standards & Options

CUSTOMER VALUE PACKAGE

E-Z Drive™ Premier: Computer-balanced driveshaft, heavy-duty front and rear stabilizer bars, Koni® shocks
 One-piece, seamless, fiberglass front cap with auxiliary flood lights
 One-piece, seamless, fiberglass rear cap with auxiliary flood lights (32U, 35L)
 Automotive-bonded, panoramic window in front cap with power shade
 15,000 BTU A/C unit with heat pump and second 13,500 BTU A/C unit
 Electric, wind-sensing, legless patio awning with LED lights
 2,000W pure sine wave inverter
 200W solar panel with dual controller
 Starlink satellite internet system
 Backup and side-view cameras
 Two-burner induction cooktop
 10 cu. ft. 12V refrigerator (29T)
 18 cu.ft. residential refrigerator (32U, 35L)
 Convection microwave oven

STANDARD CHASSIS EQUIPMENT

Ford® F550 4x4 chassis (29T)
 Ford® F600 4x4 chassis (32U, 35L)
 GVWR - 19,500 lb. (29T); 22,000 lb. (32U, 35L)
 GCWR - 31,500 lb. (29T); 34,000 lb. (32U, 35L)
 6.7L Power Stroke V8 Turbo diesel engine with block heater
 - 330 HP at 2,200 RPM and 950 ft. lb. torque at 1,800 RPM
 10-speed automatic transmission
 332-amp alternator (dual)
 All-terrain tires - 245/70R19.5 (22.5/70R19.5 on F550 chassis)
 HiSpec matte black aluminum rims
 2 in. BDS radius arm suspension lift
 12,000 lb. rear hitch receiver
 7-pin plug
 Hellwig® helper springs (29T)
 Ford® AdvanceTrac® with RSC® (roll stability control) and trailer sway control
 Integrated trailer brake controller
 Single chassis battery (750 CCA 78 AH)
 Dual fuel tanks (26.5 gal. and 40 gal.)

STANDARD EXTERIOR EQUIPMENT

TuffShell™ vacuum-bond laminated roof, floor and sidewalls
 Bead-foam insulation (R-24 max roof, R-9 max floor, R-8 max walls)
 One-piece, seamless, crowned fiberglass roof
 Lippert™ 4000 series frameless bonded windows
 Premium Sikksens full-body paint
 Automatic hydraulic leveling jacks
 Electric-powered entrance steps
 Slideout cover awnings
 Exterior entertainment center with outside speakers, LED HD Smart TV and Bluetooth® receiver

Winegard® In-Motion satellite dish
 Full pass-through storage compartments with lockable slam latch doors
 Flush-mount LED marker lights
 Third brake light
 Roof ladder
 KING Jack™ antenna
 Cable TV hookup with RG-6 coax
 6,000W diesel generator and auto-gen start
 (2) 6V AGM house batteries
 Transfer switch with reverse polarity protection
 50-amp service
 Powered cord reel
 24.5 gal. propane tank (83 lb.)
 LP quick-connect hookup
 Exterior utility center
 Winterization drain system
 Outside shower and black tank flush
 12V demand water pump
 Water filtration system

STANDARD COCKPIT EQUIPMENT

Ford® SYNC® 4 infotainment center with Apple® CarPlay™ and Android Auto™
 Audible lane departure warning
 Pre-Collision Assist® with automatic emergency braking (AEB)
 SOS Post Crash Alert System™
 Driver and passenger airbags
 Safety Canopy® system with roll-fold side-curtain airbags
 Remote keyless entry and perimeter anti-theft alarm
 SecuriLock® anti-theft ignition
 Quad dual-beam halogen headlights
 Rainlamp wiper activated headlights
 Remote start
 Adjustable gas/brake pedals
 Individual tire pressure monitoring system (TPMS) (N/A on F550 chassis)
 Cruise control
 Power windows and door locks
 Auxiliary start switch
 8-way power driver seat
 Tilt steering wheel
 Privacy curtains for cab area

STANDARD INTERIOR EQUIPMENT

Custom-molded ABS surround in cab-over area
 Overhead bunk with 750 lb. capacity
 Firefly Multiplex system - wall-mounted touchscreen and mobile app for total coach control
 84 in. interior ceiling height with padded vinyl ceiling
 High-intensity, recessed LED ceiling lights
 Integrated day/night cassette shades

Raised-panel hardwood cabinet doors and drawer fronts
 Deluxe hidden cabinet hinges
 Ball-bearing drawer guides
 30,000 BTU auto-ignition furnace
 10 gal. gas/electric water heater
 Entegra-exclusive, easy-operation legless dinette table (32U, 35L)
 2-point lap safety belts in all designated seating locations
 Car seat tethers (select floorplans)
 LED HD Smart TV in living area
 JBL® audio system
 Smoke alarm
 Carbon monoxide detector
 Fire extinguisher
 LED-lit, solid-surface kitchen countertops with recessed stainless steel sink and sink covers
 Pull-out countertop extension (select models)
 Rear U-shaped power sofa converts to 80 in. x 96 in. bed (29T)
 Walk-around, king-size bed with bedspread and nightstands (32U, 35L)
 LED HD Smart TV in bedroom (32U, 35L)
 Furrion® electric fireplace in bedroom (35L)
 Under-bed storage (select models)
 Large wardrobes
 Decorative shower surround with glass door, skylight and light
 Macerating porcelain toilet
 Powered roof vent in bathroom with wall switch

OPTIONS

Ford® F600 chassis upgrade (29T)
 Power theater seating
 15 cu. ft. 12V refrigerator
 Combination washer/dryer (35L)
 Canadian Shaw® TRAVLER® satellite dish
 Winegard® TRAVLER® satellite dish - DIRECTV®



NO ONE OFFERS A BETTER WARRANTY

At Entegra Coach, we build our RVs to handle every adventure, then back them with our industry-leading 2+3 limited warranty. Our 2-year limited warranty has you covered for 2 camping seasons. That's 730 days. In addition, our 3-year structural limited warranty has you covered for 3 camping seasons or 1,095 days. You won't find a better limited warranty in the business, because the only strings we attach are those that deliver the ultimate in reliability. For a copy of our 2-year limited + 3-year structural limited warranty with complete terms and conditions, please contact your local Entegra Coach dealer.

It is important for your safety and enjoyment that you are aware of the weights and tow ratings of the RV you select. Consult a competent advisor for questions or advice. Whether you are new to RVing or a veteran, get a feel for the performance of your RV before heading out on the roadways. When you tow a vehicle with your RV, you must drive differently than when you drive a single vehicle. Practice hooking up, driving, backing up and braking in a safe environment or seek out professional instruction. Jayco affixes a weight label to each RV which lists weight information for that vehicle. Refer to that label to verify the vehicle will meet your requirements. Gross Vehicle Weight Rating (GVWR): The maximum permissible weight of the motorhome, including the Unloaded Vehicle Weight (UUV) plus passengers, personal items, all cargo, fluids, options and dealer-installed accessories. The GVWR is equal to or greater than the sum of the UUV and the Cargo Carrying Capacity. Gross Combined Weight Rating (GCWR): The maximum allowable combined weight of the motorhome used as a tow vehicle and the attached towed vehicle.

Floorplan	GVWR (lbs.)	GCWR (lbs.)	Wheel Base	Overall Length	Exterior Height w/ A/C & Satellite	Exterior Width	Interior Height	Fresh Water Capacity (gal.)	Grey Waste Water Capacity (gal.)	Black Waste Water Capacity (gal.)
29T	19,500	31,500	205"	29' 10"	12'	101	84	72	43	30
32U	22,000	34,000	227"	34' 2"	12'	101	84	42/22	38	30
35L	22,000	34,000	258"	37' 3"	12'	101	84	42/22	30	30

Colton RV & Marine
 3122 Niagara Falls Blvd.
 North Tonawanda, NY 14120
 (716) 694-0188
 www.ColtonRV.com

Colton RV
 489 Bushkill Plaza LN #966
 Wind Gap, PA 18091
 (610) 863-5239
 www.ColtonRV.com



ENTEGR A
 COACH

Part of Jayco Family of Companies

Entegra Coach, Inc., P.O. Box 460, Middlebury, IN 46540, www.entegracoach.com. See dealer for further information and prices. All information in this brochure is the latest available at the time of publication approval. Entegra Coach reserves the right to make changes and to discontinue models without notice or obligation. Photos in this brochure may show optional equipment and props for photography purposes. RVs built for sale in Canada may differ to conform to Canadian codes. ©2025 Entegra Coach, Inc. Printed in U.S.A. 2032943

entegracoach.com/accolade-xt

LEGACY ISN'T LEFT,
IT'S LIVED.