

Colton RV & Marine  
3122 Niagara Falls Blvd  
North Tonawanda, NY 14120  
(716) 694-0188  
www.ColtonRV.com

Colton RV & Marine  
3443 Southwestern Blvd.  
Orchard Park, NY 14127  
(716) 957-3250  
www.Coltonrv.com

# IMAGINE™



**GRAND DESIGN**  
RECREATIONAL VEHICLES





When you choose an Imagine travel trailer, you're opting for a brand that prioritizes superior craftsmanship, cutting-edge features, and outstanding comfort. Our lineup features three meticulously crafted series to suit every type of traveler. The Imagine AIM (Adventure in Motion) is our single-axle, entry-level base model, perfect for those new to RVing who seek simplicity, reliability, and ease of towing. For those desiring a lightweight option, the Imagine XLS is similar to Imagine but lighter in weight, making it an ideal match for medium-duty trucks and SUV's. At the pinnacle, the Imagine series stands as our premium segment, renowned as a leading mid-profile travel trailer in the industry. By choosing Imagine, you're investing in a travel trailer that promises dependability, cutting-edge design, and unparalleled value.

### TOP FEATURES



#### Accessory Hitch

*Makes towing simpler and more convenient*



#### 60,000 BTU Tankless Water Heater

*High-efficiency, hot water on-demand*



#### 4-Seasons Protection Package

*Enjoy year-round adventures despite the weather*



#### Dimmable Interior Lights

*The perfect ambiance for any moment*



#### Integrated ABS System (N/A Imagine AIM)

*Haul safer and smarter than ever*



#### Master Bedroom Wardrobe Charging Centers (w/ USB-C and 110V Outlets)

*Stay charged up on-the-go*

### PROUD PARTNERS



**TIRE AND WHEEL  
BALANCING**  
*Improve fuel efficiency  
and reduce tire wear*



**ABS/TPMS PREPPED  
ON IMAGINE/XLS  
TPMS PREP ON  
IMAGINE AIM**

*Haul safer and smarter*



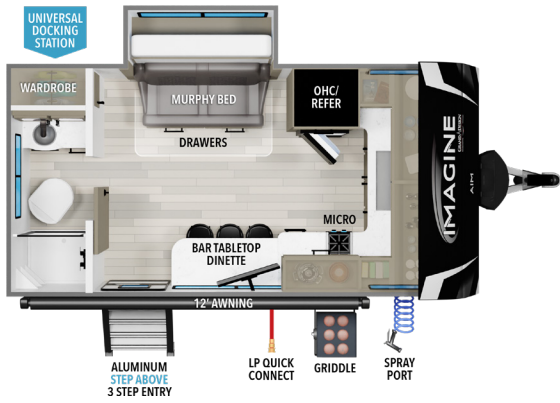
**SMART FEATURES**  
*Control and monitor  
your RVs key functions*



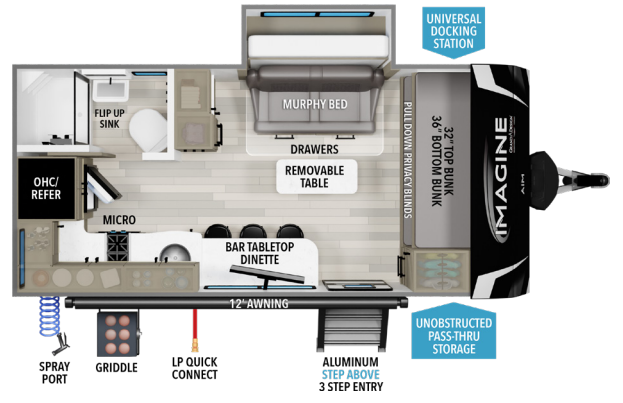
**IRVINE PRIVACY  
ROLLER SHADES**  
*Effortless light  
control and privacy.*

# IMAGINE<sup>®</sup>

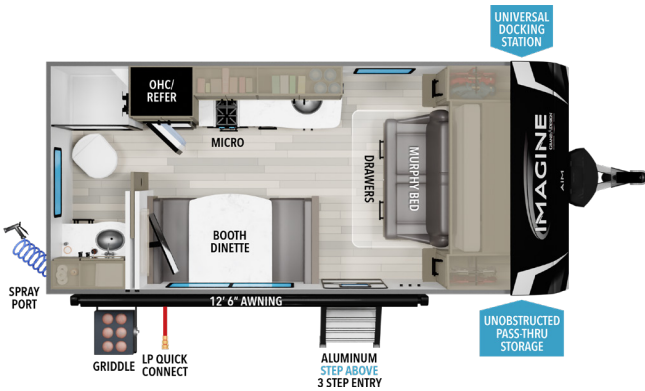
AIM



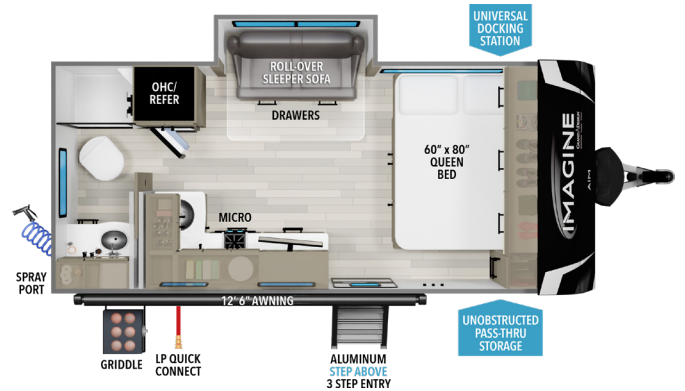
**14MS**      UVW<sup>1</sup>    HITCH<sup>1</sup>    LENGTH<sup>2</sup>    HEIGHT    CAPACITY  
**3,826**    **454**    **17' 11"**    **10' 5"**    **37 82 37**



**16BL**      UVW<sup>1</sup>    HITCH<sup>1</sup>    LENGTH<sup>2</sup>    HEIGHT    CAPACITY  
**3,976**    **406**    **19' 11"**    **10' 5"**    **37 45 37**



**15RB**      UVW<sup>1</sup>    HITCH<sup>1</sup>    LENGTH<sup>2</sup>    HEIGHT    CAPACITY  
**3,594**    **378**    **19' 11"**    **10' 5"**    **37 45 37**



**16ML**      UVW<sup>1</sup>    HITCH<sup>1</sup>    LENGTH<sup>2</sup>    HEIGHT    CAPACITY  
**3,768**    **412**    **20'**    **10' 5"**    **37 45 37**



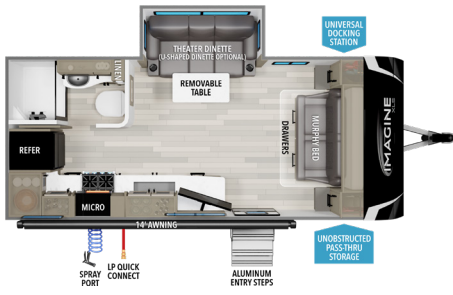
**FOR MORE INFORMATION**  
**SCAN THE QR CODE USING YOUR**  
**MOBILE PHONE CAMERA APP**



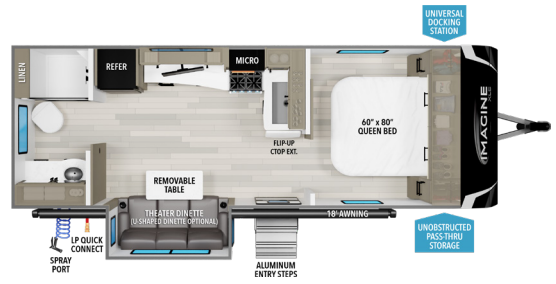
<sup>1</sup> Based on average weight of the standard build. <sup>2</sup> Hitch to rear

# IMAGINE<sup>™</sup>

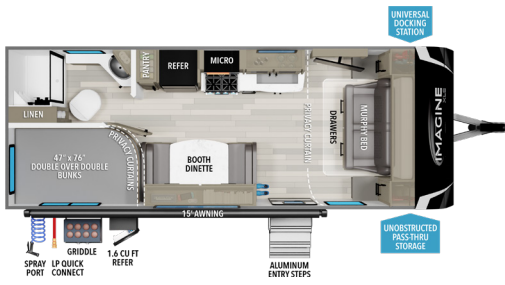
## XLS



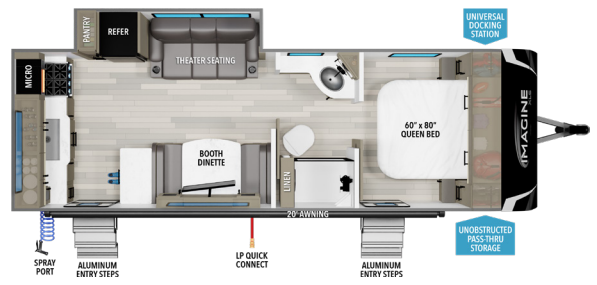
**17MKE**    UVW<sup>1</sup>    HITCH<sup>1</sup>    LENGTH<sup>2</sup>    HEIGHT    CAPACITY  
**4,674**    **480**    **21' 8"**    **10' 5"**    **37 45 37**



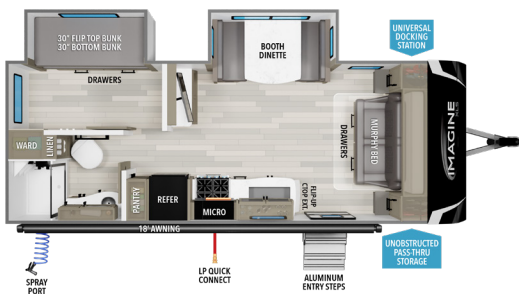
**22RBE**    UVW<sup>1</sup>    HITCH<sup>1</sup>    LENGTH<sup>2</sup>    HEIGHT    CAPACITY  
**5,125**    **497**    **25' 8"**    **10' 10"**    **37 82 37**



**21BHE**    UVW<sup>1</sup>    HITCH<sup>1</sup>    LENGTH<sup>2</sup>    HEIGHT    CAPACITY  
**4,698**    **456**    **24' 8"**    **10' 5"**    **37 45 37**



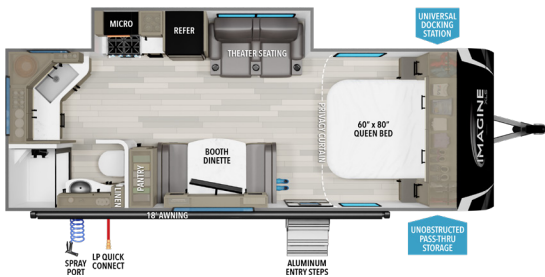
**23LDE**    UVW<sup>1</sup>    HITCH<sup>1</sup>    LENGTH<sup>2</sup>    HEIGHT    CAPACITY  
**5,597**    **524**    **28' 2"**    **10' 10"**    **37 82 37**



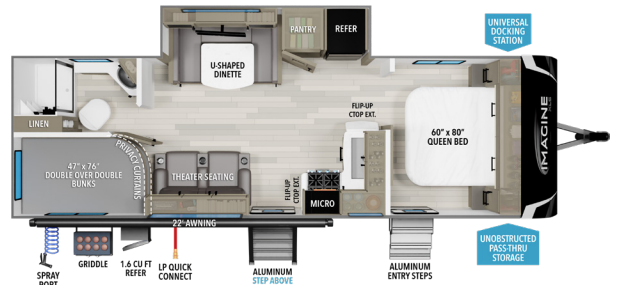
**22BHE**    UVW<sup>1</sup>    HITCH<sup>1</sup>    LENGTH<sup>2</sup>    HEIGHT    CAPACITY  
**5,589**    **543**    **25' 4"**    **10' 10"**    **37 45 37**



**24BSE**    UVW<sup>1</sup>    HITCH<sup>1</sup>    LENGTH<sup>2</sup>    HEIGHT    CAPACITY  
**5,923**    **598**    **28' 8"**    **10' 10"**    **37 82 37**



**22MLE**    UVW<sup>1</sup>    HITCH<sup>1</sup>    LENGTH<sup>2</sup>    HEIGHT    CAPACITY  
**5,176**    **490**    **25' 11"**    **10' 10"**    **37 45 37**



**25DBE**    UVW<sup>1</sup>    HITCH<sup>1</sup>    LENGTH<sup>2</sup>    HEIGHT    CAPACITY  
**6,198**    **631**    **29' 9"**    **10' 10"**    **37 82 37**

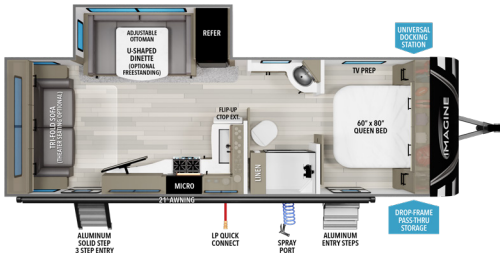


**FOR MORE INFORMATION**  
**SCAN THE QR CODE USING YOUR**  
**MOBILE PHONE CAMERA APP**

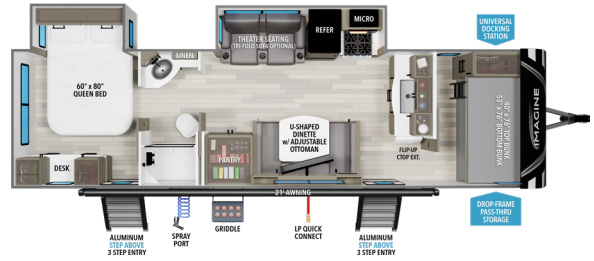


<sup>1</sup> Based on average weight of the standard build. <sup>2</sup> Hitch to rear

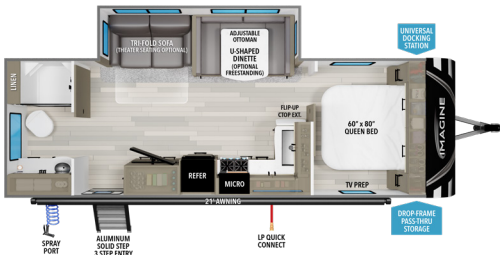
# IMAGINE



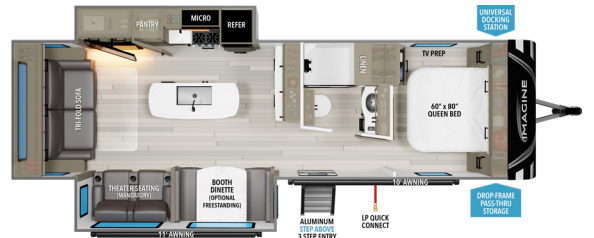
**2500RL**    U<sup>1</sup>V<sup>1</sup>    HITCH<sup>1</sup>    LENGTH<sup>2</sup>    HEIGHT    CAPACITY  
**5,857**    **581**    **29' 7"**    **11' 2"**    **45 82 45**



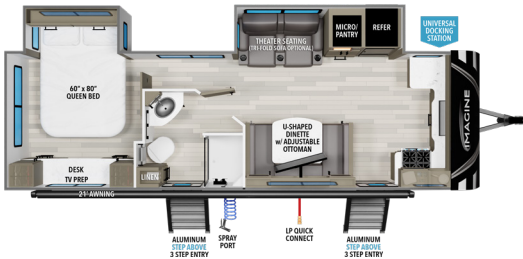
**2920BS**    U<sup>1</sup>V<sup>1</sup>    HITCH<sup>1</sup>    LENGTH<sup>2</sup>    HEIGHT    CAPACITY  
**7,523**    **828**    **34' 6"**    **11' 3"**    **45 90 45**



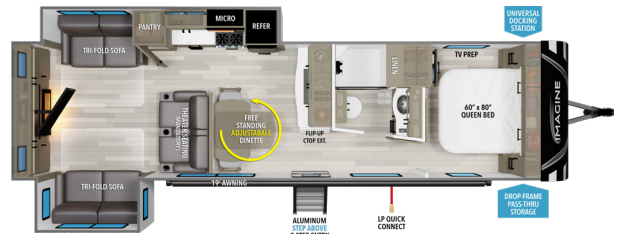
**2600RB**    U<sup>1</sup>V<sup>1</sup>    HITCH<sup>1</sup>    LENGTH<sup>2</sup>    HEIGHT    CAPACITY  
**5,795**    **594**    **29' 8"**    **11' 2"**    **45 82 45**



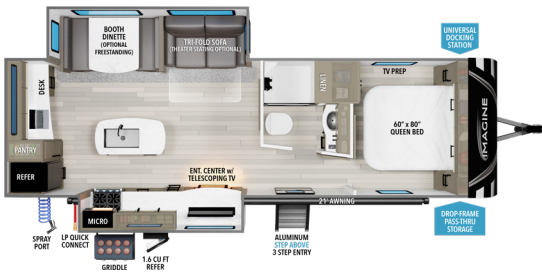
**2970RL**    U<sup>1</sup>V<sup>1</sup>    HITCH<sup>1</sup>    LENGTH<sup>2</sup>    HEIGHT    CAPACITY  
**7,397**    **751**    **33' 11"**    **11' 3"**    **45 90 45**



**2660BS**    U<sup>1</sup>V<sup>1</sup>    HITCH<sup>1</sup>    LENGTH<sup>2</sup>    HEIGHT    CAPACITY  
**6,564**    **701**    **30' 6"**    **11' 2"**    **45 82 45**



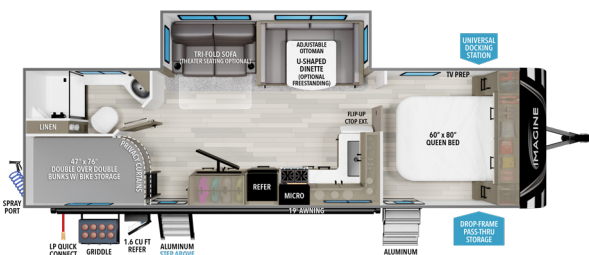
**3100RD**    U<sup>1</sup>V<sup>1</sup>    HITCH<sup>1</sup>    LENGTH<sup>2</sup>    HEIGHT    CAPACITY  
**7,778**    **791**    **35' 8"**    **11' 3"**    **45 90 45**



**2670MK**    U<sup>1</sup>V<sup>1</sup>    HITCH<sup>1</sup>    LENGTH<sup>2</sup>    HEIGHT    CAPACITY  
**6,845**    **690**    **32'**    **11' 2"**    **45 82 45**



**3210BH**    U<sup>1</sup>V<sup>1</sup>    HITCH<sup>1</sup>    LENGTH<sup>2</sup>    HEIGHT    CAPACITY  
**8,394**    **889**    **36' 8"**    **11' 3"**    **45 90 45**



**2800BH**    U<sup>1</sup>V<sup>1</sup>    HITCH<sup>1</sup>    LENGTH<sup>2</sup>    HEIGHT    CAPACITY  
**6,386**    **604**    **31' 9"**    **11' 2"**    **45 82 45**



**FOR MORE INFORMATION**  
**SCAN THE QR CODE USING YOUR**  
**MOBILE PHONE CAMERA APP**



<sup>1</sup> Based on average weight of the standard build. <sup>2</sup> Hitch to rear



# GRAND DESIGN™

RECREATIONAL VEHICLES

You'll find that your experience with GDRV is different.

With quality at the foundation of everything we do, we do more. We pay attention to detail, we focus more on our customers, we perform more rigorous inspections, we have better coverage with our warranties and we hire more experienced craftsmen.

When it comes down to it, we do more of what matters so that you can have the experience of a lifetime, every time.

Go beyond just camping. Have an adventure. Take that trip of a lifetime. We'll be there with you every step of the way.

**MORE OF WHAT MATTERS**



## QUALITY

Quality checkpoints during manufacturing

Final finish inspection

Pre-Delivery Inspection (PDI) area where all coaches are put through a rigorous 300+ point inspection checklist before shipping to a dealer

## SERVICE

State of the art service center

A Service Response Team (SRT) in the field

Expansive dealer network

The best warranty coverage in the industry



## COMMUNITY

38 Rallies a year across the US and Canada. Each rally has opportunities to volunteer in the community, learn at seminars, have work done on your coach and have fun with the GDRV family!

**TO SCHEDULE A FACTORY TOUR VISIT OUR WEBSITE!**

[www.GrandDesignRV.com](http://www.GrandDesignRV.com)