



# Exteriors and Floor Plans



CANYON RIM



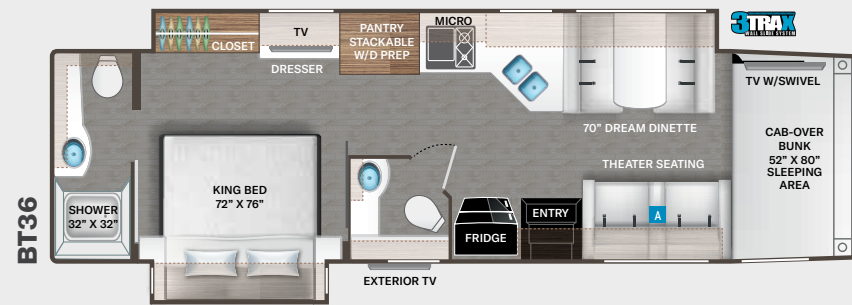
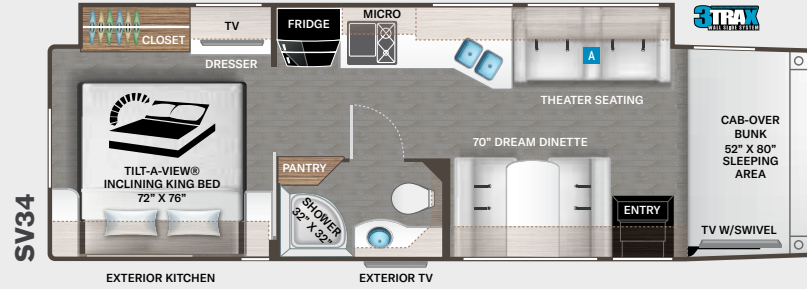
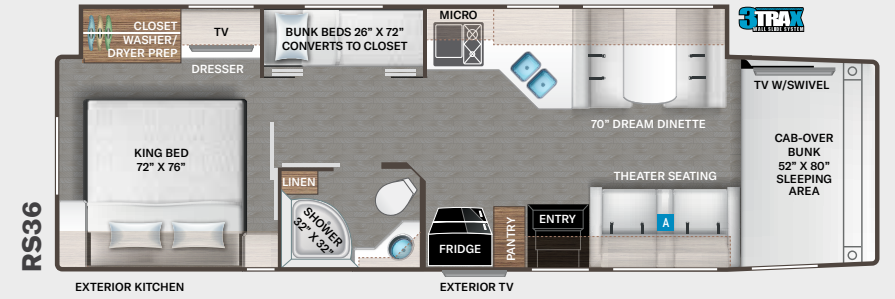
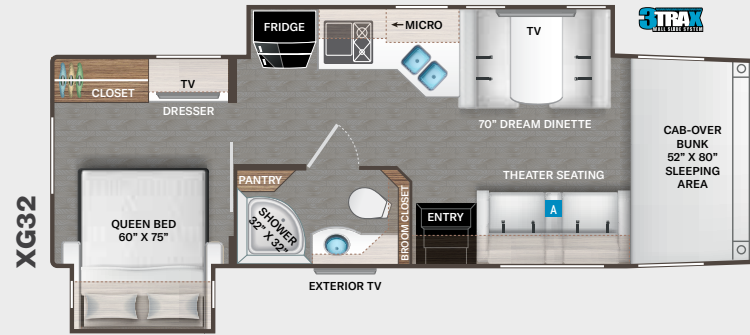
LAKE HAVASU



PATAGONIA



Use your phone's camera to find out more information. Just scan the code!



## Interiors

Standard



Optional



Option Available on Select Floor Plans:

OPTIONAL SOFA

# MAGNITUDE®

Colton RV & Marine  
3122 Niagara Falls Blvd  
North Tonawanda, NY 14120  
(716) 694-0188  
www.ColtonRV.com

Colton RV & Marine  
3443 Southwestern Blvd.  
Orchard Park, NY 14127  
(716) 957-3250  
www.Coltonrv.com

# Featured Highlights

## CONSTRUCTION & EXTERIOR

- Ford® Chassis - F550 - Power Stroke™ 4 X 4 Turbo Diesel / 6.7L Power Stroke V8 / 330HP 825 lb-ft Torque (XG32)
- Ford® Chassis - F600 - Power Stroke™ 4 X 4 Turbo Diesel / 6.7L Power Stroke V8 / 330HP 825 lb-ft Torque (SV34, LV35 BT36 & RS36)
- Welded Tubular Steel Floor
- Welded Tubular Aluminum Roof & Sidewall Cage Construction
- Premium One-Piece Crossflex™ Roof
- Full-Body Paint Package with Gel Coated Sidewalls
- Invisible Front Paint Protection
- Automatic Leveling Jacks with Touchpad Controls
- Rotocast Storage Compartments
- Flush Mount Radius Luggage Doors
- MEGA-Storage Compartment (LV35)
- Power Patio Awning with Integrated LED Lighting
- Powered Sky View Shade in Cab Overhead
- Slideout Room Awnings
- Roof Ladder
- Electric Entry Step
- Automatic Courtesy Lights Over Cab Entry
- Frameless Windows
- 10,000-lb. Trailer Hitch with 7-pin Round Connector (XG32)
- 12,000-lb. Trailer Hitch with 7-pin Round Connector (SV34, LV35, BT36 & RS36)

## AUTOMOTIVE & COCKPIT

- SYNC® 3 Enhanced Voice Recognition Communications and Entertainment System\*\*
- 8" Color LCD Capacitive Touchscreen with Swiping Capability, 911 Assist, AppLink and Smart-Charging USB Ports and Navigation\*\*
- AM/FM & SiriusXM® Radio, SYNC® with MyFord®\*\*
- FordPass™ Connect 4G Wi-Fi Modem
- Heated/Remote Exterior Mirrors
- Rearview Mirror with Back-up Monitor

- Side View Camera System
- Emergency Engine Start Switch
- Adjustable Power Driver & Manual Passenger Captain's Chairs with Center Armrests, Headrests and Walk-Thru to Coach
- Adjustable Accelerator & Brake Pedals
- Power Windows & Door Locks
- Audible Lane Departure Warning & Pre-Collision Assist with Automatic Emergency Braking (AEB) and Forward Collision Warning
- Cruise Control
- Tilt Steering Wheel
- Map Light
- Automatic Headlights
- Fog Lamps
- Keyless Entry System
- All Weather Cab Floor Mats
- Privacy Curtain
- Fiberglass Running Boards
- Valve Stem Extenders
- Aluminum Wheels

## INTERIOR

- Residential Linoleum Throughout
- 84" Interior Ceiling Height
- Soft Touch Vinyl Ceiling
- LED Lighting
- Ceiling Ducted Air Conditioning System
- Wyndham Solid Wood Flat Panel Cabinet Doors & Nickel Finish Hardware
- Manual Roller Shades - Day/Night in Living Area & Night Shades in the Bedroom
- Leatherette Dream Dinette® Booth with Cup Holders
- Single Child Safety Tether in Dinette
- Wireless Phone Charger with USB Plug on Dinette Table Top
- Pressed Laminate Countertops in Select Areas
- Leatherette Theater Seating with Incliners & Footrests

## INTERIOR OPTION

- Leatherette Sofa-bed IPO Theater Seats
- Shell Gray Painted Cabinetry

## KITCHEN

- Double Door Refrigerator
- 2-Burner High-Output Gas Range with Single Induction Cooktop
- Stainless Steel 30" Over-the-Range Convection Microwave Oven
- Solid Surface Countertops & Sink Covers
- Kitchen Countertop LED Accent Lighting
- Decorative Tile Backsplash
- Stainless Steel Double Bowl Sink with Single Handle Faucet & Pull-Down Sprayer
- Pop-Up Countertop Outlet
- Pantry
- Waste Basket
- 12-volt High Capacity Power Vent with Cover

## BEDROOM & BATHROOM

- King Size Bed (SV34, BT36 & RS36)
- Queen Size Bed (XG32 & LV35)
- Tilt-A-View® Inclining Bed Mechanism (SV34)
- Headboard, Bedspread & Pillow Shams
- Bedroom 110-volt Outlet on Inverter for CPAP Machine
- Bunk Beds - Converts to Closet (RS36)
- Shower with Obscure Glass Door
- Showermiser Hot Water Recycling System
- Stainless Steel Bathroom Sink
- Foot Flush Toilet (BT36 Rear Bath Only)
- Macerator Toilet
- Power Bath Vent

## ENTERTAINMENT

- 39" LED Smart TV on Manual Swivel in Cab-Over (SV34, LV35, BT36 & RS36)
- 39" LED Smart TV in Living Area (XG32)
- 32" LED TV in Bedroom
- TV Prep in Bunk Beds (RS36)
- Tablet Holder and USB Charge Port in Bunk Bed (RS36)

- Exterior 32" TV on Swivel Bracket with Bluetooth® Built-in Sound Bar and Radio
- Bluetooth® Coach Radio System in Bedroom
- Cable TV Ready / Digital TV Antenna
- CAT-6 Ethernet
- Satellite Mounting Backer in Roof
- Winegard® ConneCT™ 2.0 WiFi / 4G / TV Antenna
- USB Charging Ports - Bedroom & Living Area
- Exterior Kitchen with Refrigerator & Sink (SV34 & RS36)

## ENTERTAINMENT OPTION

- Exterior Pull-out Tray with Griddle (LV35)

## ELECTRICAL & PLUMBING

- Onan® RV QD 6000 Diesel Generator
- Automatic Generator Start
- 50-amp Detachable Shoreline Power Cord
- Automatic Transfer Switch with Power Protection
- 1800-watt Inverter
- Dual Roof Air Conditioners
- Dual Auxiliary House Batteries with Battery Tray - Holds up to Four (4) Batteries

- Battery Disconnect Switch
- 100-watt Solar Charging System with Charge Controller
- Rapid Camp+® Multiplex Electrical Control System with Bluetooth® & 7" Touchscreen
- Whole Coach Water Filtration System
- Tankless Water Heater
- Enclosed & Heated Holding Tanks (XG32, LV35 & RS36)
- Enclosed Holding Tanks with Heat Pads (SV34 & BT36 Rear Tank Only)
- Black Tank Flush System
- 360° Siphon® RV Holding Tank Vent Cap
- Washer/Dryer Combo Prep (RS36)
- Stackable Washer/Dryer Prep (LV35 & BT36)
- Outside Shower
- Exterior LP Connection

## ELECTRICAL & PLUMBING OPTION

- Solar Panel Plus+ - Includes Two (2) additional 200-watt Solar Panels (500-watts Total), Two (2) additional Auxiliary House Batteries & 30-amp Charge Controller



P.O. Box 1486, Elkhart, IN 46515  
Sales Department: 800.860.5658



Use your phone's camera to find out more information.  
Just scan the code!

# Specifications

	XG32	SV34	LV35	BT36	RS36
Chassis	Ford F550	Ford F600	Ford F600	Ford F600	Ford F600
Gross Vehicle (GVWR)	19,500	22,000	22,000	22,000	22,000
Gross Combined (GCWR)	40,000	43,000	43,000	43,000	43,000
Wheel Base	227"	248"	252"	267"	267"
Exterior Length (w/o ladder)	33'-8"	35'-9"	36'-4"	37'-8"	37'-8"
Exterior Height (w/AC)	12'-6"	12'-7"	12'-7"	12'-7"	12'-7"
Exterior Width (w/o mirrors)	99"	99"	99"	99"	99"
Interior Height (living area)	84"	84"	84"	84"	84"
Awning Size	14'	20'	20'	14'	20'
Fuel (gal)	28F / 40R	28F / 40R	28F / 40R	28F / 40R	28F / 40R
LPG (lbs)	68.2	68.2	68.2	68.2	68.2
Fresh/Waste/Gray Water (gal)	75 / 40 / 47	65 / 40 / 40	75 / 40 / 40	75 / 40F-31R / 40	75 / 40 / 40
Water Heater (gal)	Tankless	Tankless	Tankless	Tankless	Tankless
Furnace (BTUs)	30,000	30,000	30,000	30,000	30,000
Exterior Storage Capacity (cu. ft.)	78	78	152	83	74
Hitch Weight Rating (lbs)	10,000	12,000	12,000	12,000	12,000

For a complete listing of available specifications and features, visit: [thormotorcoach.com/magnitude](http://thormotorcoach.com/magnitude)

**IMPORTANT-PLEASE READ:** This brochure reflects product design, fabrication, material, components and specifications at the date of printing, which date is disclosed below. Please visit us online at [ThorMotorCoach.com](http://ThorMotorCoach.com) or consult with your selling dealership for the latest in standards, options, specification and technical information. Photographs in the brochure may depict optional equipment or may only be available in certain floor plans. Components, appliances and the chassis may have been manufactured in a calendar year before the vehicle's designated model year. All capacities are approximate. The actual length of the vehicle may differ from that indicated in the brochure due to variances in the manufacturing processes and/or installed components. All dry weights are based on standard model features and do not include optional features or equipment. Component part and appliance manufacturers issue limited warranties covering portions of the vehicle not covered under the limited warranty we issue.  
Copyright Thor Motor Coach, Inc. © MY 04/01/2023

# MAGNITUDE®

\*\*Available on 2022 Ford® Chassis Only