

# CONCORD

by Coachmen



**Coachmen**  
Leader to the Great Outdoors.

CONCORD CLASS C MOTORHOMES





Pop-up Kitchen Charging Station

Hardwood cabinet door and drawer fronts • 1-piece, self-edged Thermofoil countertops • 100% LED lighting • Day/night shades  
Deep single bowl sinks • Sealed burner range w/Slim Line vent • High quality furniture and fabrics • Congoleum® Designer Carefree Flooring

300DS shown with Cocoa Ash cabinets and Linen décor w/Optional Fireplace




**A 300TS shown**



**B 300DS shown**



**C 300DS shown**



**D 300TS shown**

The Concord provides a luxurious and convenient solution to both traveling and RVing. This smart travel-minded motorhome is equipped and built with an attitude of providing the best in form, fit and function. Outside, Concord boasts color-infused fiberglass curved sidewalls with sleek, stylish molded front and rear fiberglass caps giving it a distinctive high-end look with an aerodynamic, easy-to-drive profile. Inside, there's an emphasis on clean lines, luxurious appointments and comfort. Driving a Concord says you want the best in styling, amenity and handling. For over 50 years, Coachmen has been providing generations a product they can rely on. You'll take pride in ownership of one of the top selling brands in the nation.



**A** Front entertainment center with LCD TV, DVD player and sound bar • Integrated back-up monitor and AM/FM Stereo/CD Player • Swivel pilot and passenger seats (optional/Ford only)

**B** Seating areas convert into sleeping areas • Large windows Wrap around dinette • Seat belts at every occupancy seat with child safety tether at one seat • Thermofoil dinette tops

**C** Glass shower door • Upgraded shower head • Stainless steel sink • Porcelain foot flush toilet

**D** 60" wide queen bed with optional upgraded Serta mattress Large wardrobes and closets • Panoramic rear window Pleated night shades • TV prep • Even Cool ceiling ducted A/C



Convection/twice bake oven • LED interior lights • Thermofoil countertop  
Cab and bedroom power vents • 3-burner gas range with sealed burners and optional removable carpet

300TS shown with Cocoa Ash cabinets and Boulder décor

1 1/2" thick aluminum cage construction, color-infused, hi-gloss fiberglass sidewalls. (standard)



Slide room awnings (where applicable) to protect your slide room from debris.



Coachmen's Even Cool™ air conditioning system is ducted through the crowned, vacuum-bonded roof. The system uses AMOCO insulated ductwork with radiused corners to provide maximum cooling efficiency.

TPO roof membrane – lightweight, durable and easy to maintain.



Molded fiberglass front and rear caps w/integrated LED Lighting add a sleek automotive touch.



Privacy windshield cover (optional).




Long Arm Heated Exterior Mirrors w/Remote



LED Clearance, marker and tail lights



Firestone Ride Rite air assist suspension



Azdel SuperLite™ sidewall substrate – lightweight, durable and moisture resistant.



Stainless steel wheel inserts

Fiberglass running boards & fender skirts



Concord's one-touch power awning features adjustable arms for ease of use.



Standard ONAN 4.0kw gas generator gives you 110v power when shoreline power is not available.



Exterior Entertainment Center w/LCD TV/Stereo/DVD and Speakers. (optional)



Solar Panel Plug-in Connection

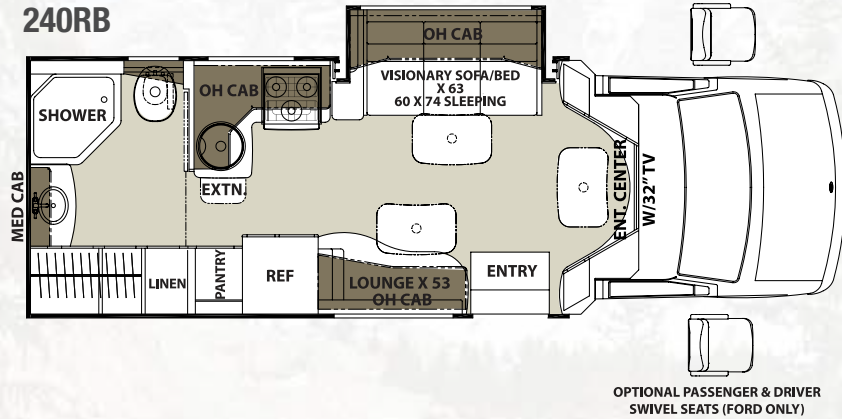


Integrated entry step with 80" entry door and auxiliary battery box.

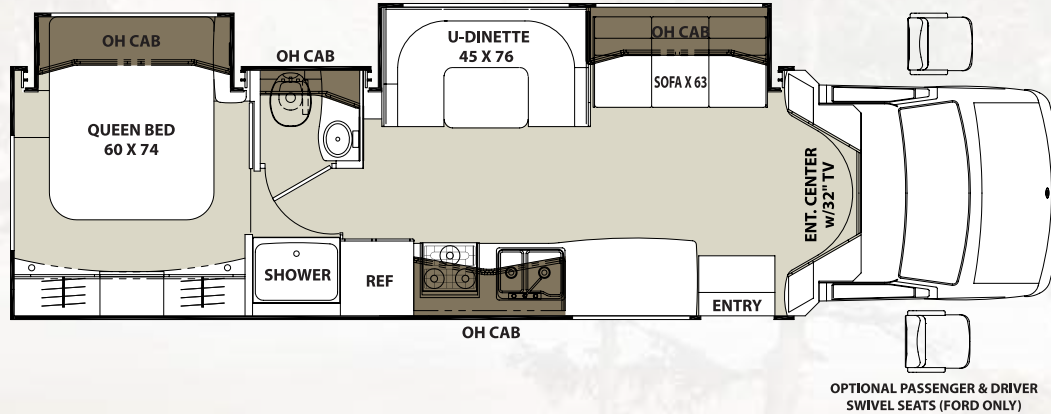


Fresh water fill, city hook-up and black water flush panel.

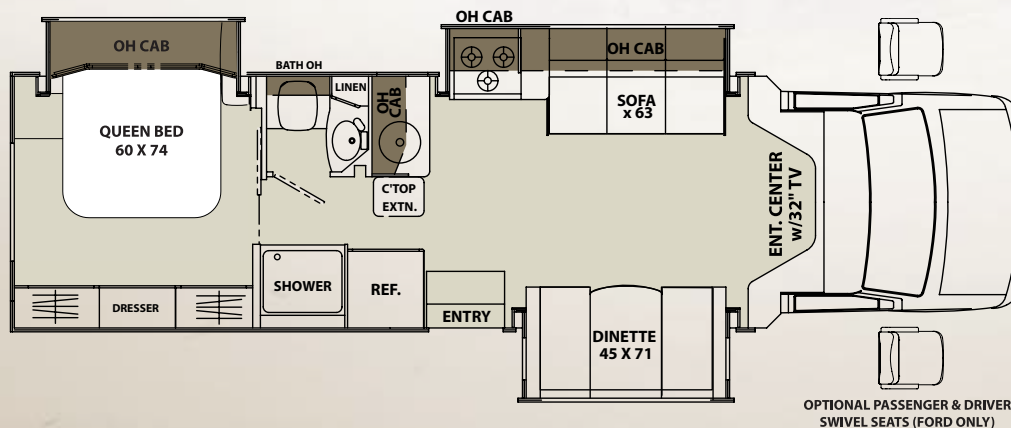
240RB



300DS



300TS




SPECIFICATIONS

MODEL	240RB	300DS	300TS
CHASSIS	4500-CHEVY / 350-FORD	4500-CHEVY / 450-FORD	4500-CHEVY / 450-FORD
ENGINE	V8-6.0L / V10-6.8L	V8-6.0L / V10-6.8L	V8-6.0L / V10-6.8L
HORSE POWER	324 / 305	324 / 305	324 / 305
TORQUE	373 / 420	373 / 420	373 / 420
WHEEL BASE	169" / 168"	224" / 223"	209" / 208"
GVWR* (LBS.)	14,200 / 12,500	14,200 / 14,500	14,200 / 14,500
GCWR* (LBS.)	20,000 / 18,500	20,000 / 22,000	20,000 / 22,000
CW* (APPROX. LBS.)	10,030 / 9,900	12,150 / 12,000	11,804 / 11,750
CCC (APPROX. LBS.)	4,842 / 4,190	2,225 / 2,415	2,225 / 2,415
GAWR FRONT (LBS.)	4,600 / 4,600	4,600 / 5,000	4,600 / 5,000
GAWR REAR (LBS.)	9,600 / 8,500	9,600 / 9,600	9,600 / 9,600
INTERIOR HEIGHT	6' 6"	6' 6"	6' 6"
EXTERIOR WIDTH	7' 11"	7' 11"	7' 11"
EXTERIOR HEIGHT (W/ A/C)	10' 9"	10' 9"	10' 9"
EXTERIOR LENGTH (W/ HITCH)	25' 4" / 24' 10"	33' 3" / 32' 9"	31' 6" / 31' 0"
HITCH WEIGHT (LBS.)	5,000	5,000 / 7,500	5,000 / 7,500
FUEL CAPACITY (GAL.)	57 / 55	57 / 55	57 / 55
LP CAPACITY (LBS.)	85	85	85
FRESH WATER CAPACITY (GAL.)	41	49	49
WATER HEATER CAPACITY (GAL.)	6	6	6
GREY TANK CAPACITY (GAL.)	32	53	53
BLACK TANK CAPACITY (GAL.)	28	28	28
EXTERIOR STORAGE (CU. FT.)	32	42	36
AWNING LENGTH (FT.)	13' 6"	19'	20'

DÉCOR



BOULDER



LINEN



COCOA ASH

## STANDARD

### WARRANTY

- Motorhome – 12 Month/ 12,000 mile limited warranty
- Ford Chassis – 36 month/ 36,000 mile bumper-to-bumper warranty
- Ford Powertrain – 60 month/ 60,000 mile warranty
- Chevy Chassis – 36 month/ 36,000 mile bumper-to-bumper warranty
- Chevy Powertrain – 60 month/ 100,000 mile warranty
- Travel Easy Roadside Assistance

### AUTOMOTIVE/EXTERIOR/CONSTRUCTION

- 55-Gallon Fuel Tank (Ford)
- 57-Gallon Fuel Tank (Chevy)
- Driver & Passenger Air Bags
- Deluxe Chassis Package
- Cruise Control
- Tilt Steering Wheel
- Dash Air Conditioning
- Power Windows & Locks
- Long Arm Heated Exterior Mirrors w/Remote
- 5,000/7,500 lb. Towing Hitch w/7 Way Plug
- Laminated Floor
- Laminated Curved Sidewalls
- Crowned Laminated TPO Roof
- Steel Entry Step Box
- Carmel Exterior Moldings
- Carmel Slam Latch Trunk Doors
- Carmel Curved Entrance Door w/Window & Deadbolt
- Exterior Strut on Entrance Door
- Carmel Lamilux 4000 Sidewalls and Rear Wall
- Carmel Graphics Package
- Roto Mold Rear Trunk Box/Plasti-Cote Metal Side Boxes
- Carmel Fiberglass Rear Cap
- Carmel Fiberglass Front Cap
- Carmel Gel Coat Running Boards
- Carmel Fiberglass Wheel Skirts
- Stainless Steel Wheel Liners
- Black Slide Out Awnings (NA 300TS Dinette)
- Black Arm Power Awning w/Vinyl Weather Guard
- Aluminum Body Side Moldings
- Smooth Exterior Range Vent
- Black Rear Ladder
- Exterior LED Lights w/Center Bar
- LED Accent Strip Lights in Front Cap
- Spare Tire
- Color Backup Camera/Side View
- Air Assist Suspension
- Auto Power Entrance Step - Single

### INTERIOR APPOINTMENTS

- Satin Nickel Hardware (3 3/4" Spread)
- 1 1/4" Ravine Thermo Foil Countertops
- 1" Thermofoil Dinette Table
- Congoleum® Flooring
- Vinyl Touch Soft Ceiling (NA Slide Out)
- Roller Bearing Drawer Guides Throughout
- Poplar Drawer Sides (behind doors are Techwood)

- New Lambrequins w/Day-Night Shades
- Tinted Safety Glass Radius Slider Windows
- Reclining Pilot & Passenger Seats w/2-Tone Upgrade Covers
- Booth Dinette (300TS)
- U Dinette (300DS)
- Jackknife Sofa (NA 240RB)
- Lounge Seating (240RB)
- Visionary Sofa (240RB)
- Raised Panel Upper/Flat Panel Lower Cabinet Doors
- New Glass Insert Doors in Select Areas
- House Type Bath Door
- New Slide Out Facer Board
- Black Receipts/Rotaires/Switches
- Black Curved Light-up Grab Handle at Entrance Door
- Vinyl Padded Up and Angle Pads
- Vinyl Padded Headnocker
- Upgraded Seating Foam Pak
- Removable Cab Carpeting

### INTERIOR EQUIPMENT

- Crank Up TV Antenna
- LP Leak Alarm
- Smoke Detector
- Carbon Monoxide Detector
- Fire Extinguisher
- ASA Touch Screen Radio & Backup Monitor/Side View w/Dash Speakers
- Bedroom LCD TV Backer and Connections
- Furrion 32" LCD TV, Stereo/DVD, Sound Bar & 4 Speakers
- Pre-wired for Satellite Dish thru Cable Input
- Coach Skylight w/Retractable Night Shade
- Wood Grain Dash Appliqué
- Decorative Wall Mirrors

### GALLEY

- Convection Oven - Black
- Dometic Flush Mount, Double Door Refrigerator
- Hardwood Refer Inserts
- Deep Round Under Mount Kitchen Sink
- Composite Sink Cover - Tan
- Recessed Slim Line Range Hood
- Atwood 3-Burner Cooktop w/Grate
- Satin Nickel Kitchen Faucet w/Spray
- Dream Dinette Mechanism (300TS)
- Sure Fit Black Table Legs (240RB/300DS)
- Kitchen Splash Guard (300TS)
- Decorative Kitchen Border

### BATH AND WATER

- Water Panel w/City/Tank/Winterize/Waste Tank Flush
- Exterior Shower
- Low Point Drain and Winterize Valve at Fresh Tank
- Power Bath Vent
- Demand Water Pump
- Stainless Steel Lavatory Sink
- Satin Nickel Single Lever Lav Faucet
- Satin Nickel Shower Faucet & Head
- Lav Mirror w/Makeup Light
- Medicine Cabinet
- Satin Nickel Shower Door - Glass
- Satin Nickel Towel Ring/Towel Rod/TP Holder/Robe Hooks
- Parchment ABS Molded Shower Pan & Surround
- Porcelain Foot Flush Toilet - Parchment

- 6-Gallon Gas/Electric E.I. Water Heater
- Skylight Over Shower
- Trunk Door at Termination
- Swing Tube Termination w/Remote Pulls (NA 240RB)

### SLEEPING

- Queen Bed 60x74 w/Radius Corners
- Upgrade Serta Mattress (NA 240RB)
- Bedspread & Pillow Shams (NA 240RB)
- Privacy Drape in Lower Cab
- Headboard

### ELECTRICAL/HEATING/AC

- 30 amp Power Cord
- 55 amp Electronic Converter
- Auxiliary Battery
- Manual Generator Changeover
- 4.0 KW Onan Gas Generator
- GFI Circuit
- Black Manual Auxiliary Battery Disconnect
- Oval LED Porch Light
- Wall Mounted Thermostat
- 30,000 BTU Ducted Furnace
- 13,500 BTU Low Profile Ducted Roof A/C
- Receipt. and Coax Connect by Awning Leg (if possible)
- Deluxe Interior LED Light Package
- Directional Reading LED Lights Above Bed
- Exterior TV Ready Box
- Lighted Exterior Entry Assist Bar
- Command Center
- Exterior Rear Compartment LED Light
- Three-Speed Roof Vent in Coach
- Entrance Step Well Light
- Emergency Start Switch
- Pop Up Kitchen Charging Station
- Exterior Solar Panel Plug In Connection by Entry Door

### CONCORD BANNER EDITION (Mandatory Option)

- Standard Colored High Gloss Fiberglass Sidewalls
- Fiberglass Running Boards and Fender Skirts
- Travel Easy Roadside Assistance
- LED Interior Lighting
- LED Exterior Lighting
- 4.0 KW Onan Gas Generator
- 32" TV and DVD Player
- Stainless Steel Wheel Liners
- Bluetooth AM/FM/CD Stereo
- Rear Monitor & Back Up Camera
- Power Awning
- Solar Ready
- Power Tower
- Heated and Remote Exterior Mirrors
- Power Step
- Slide Out Awning
- 5,000/7,500 lb. Hitch w/7 Way Plug

## OPTIONAL

### STAND ALONE OPTIONS

- 24" LCD TV & DVD in Bedroom (NA 240RB)
- Satellite Radio
- Removable Coach Carpet
- Black King Relay Satellite and Receiver
- Driver Swivel Seat (Ford)
- Passenger Swivel Seat (Ford)
- Cockpit Folding Table (for Ford Rotating Seats)
- Exterior Windshield Cover
- Electric Fireplace (300DS)
- Bedroom Power Vent Fan (NA 240RB)
- Aluminum Rims
- Hydraulic Leveling Jacks
- Full Paint - Java Chip w/Paint Mask
- Full Paint - Redwood w/Paint Mask
- Full Paint - Burgundy Glaze w/Paint Mask
- Z240 RV Compliance (Ford only)
- Canadian Compliance (Speedo/Lights) (Ford Only)
- CD-MVSA (Ford Only)

### CONCORD LUXURY PACKAGE

- Exterior Entertainment Center w/32" TV/Stereo/DVD/2 Speakers (NA 240RB)
- Exterior Entertainment Center w/24" TV/Stereo/DVD/2 Speakers (240RB)
- Dual Auxiliary Battery
- Side View Cameras
- 15,000 Low Profile A/C w/Heat Pump
- "Camping Cozy" Package (Heated Tank Pads & Extra Knife Valves)

*Standards and Options subject to change without notice.*



**Color-infused Fiberglass (Standard)**



**Redwood Full Body Paint (optional)**



**Java Chip Full Body Paint (optional)**



**Burgundy Glaze Full Body Paint (optional)**



423 N. Main Street • P.O. Box 19  
Middlebury, IN 46540

To learn more about Coachmen RV and our products and see how Coachmen is making the easy life easier, call us toll free at **(800) 353-7383**, or visit [www.coachmenrv.com](http://www.coachmenrv.com)



**Travel Easy™  
Roadside Assistance**

RVing is easier with Coachmen's Travel Easy™ Roadside Assistance provided FREE the first year of ownership to those who purchase a New Coachmen RV. Administered by Coach-Net, this service provides you with 24/7 operational, technical and emergency road service coverage. Also included is towing, fuel delivery, jump starts, lockout service, tire changes, mobile mechanic and unlimited technical assistance. Anywhere. Anytime. Travel Easy™ is the security of knowing that help is an easy phone call away.



**Free One Year Membership –  
Coachmen Owners' Association**

Coachmen is proud to sponsor the largest manufacturer sponsored camping club in North America... Coachmen Owners' Association (COA). COA provides a broad breadth of value propositions for our owners including: planned trips/ tours and rallies at bulk rate discounts, free trip routing, free campground directory, free Easy RVing magazine, theme park discounts, fuel discounts, mail forwarding, a dedicated COA web site, local and state club activities and Caravan Chapter membership opportunities. Most importantly, COA enhances the Coachmen ownership and RV lifestyle experience.

*Every new Coachmen RV buyer is eligible for a 1 Year FREE membership in the Coachmen Owners' Association. It all adds up to an easy ownership experience!*



**Coachmen RV Owner Digital Kit App**

Now you can have your Owners Manual with you wherever you are. Download our free App from iTunes and you'll have the information at your fingertips.

Your **CONCORD** Dealer

Colton RV & Marine  
3122 Niagara Falls Blvd  
North Tonawanda, NY 14120  
(716) 694-0188  
[www.ColtonRV.com](http://www.ColtonRV.com)

Colton RV & Marine  
3443 Southwestern Blvd.  
Orchard Park, NY 14127  
(716) 957-3250  
[www.Coltonrv.com](http://www.Coltonrv.com)



**Forest River, Inc. encourages our customers to purchase their Forest River products from a local dealership whenever possible for the following reasons:**

- 1) Forest River, Inc. dealers are independently owned and operated businesses so priority service and scheduling is at their discretion and is often provided to customers that purchased their unit at that dealership.
- 2) Purchasing locally allows customers to establish meaningful relationships with a dealer, enhancing the RV experience through assistance with product questions, user tips or RV regulations for your state or country, and much more!
- 3) Canadian customers must meet requirements to bring an RV purchased out of the country to their home. These requirements may involve additional inspections and certifications, taxes and fees. Your local Canadian Dealer is a professional at meeting these requirements.
- 4) Scheduling timely warranty repairs and adjustments through a local dealership provides far greater flexibility and convenience to you, the customer!

It is the goal of Forest River, Inc. that all of our RV owners fully enjoy the RV experience and that customer satisfaction meets or exceeds their expectations!

**GVWR (Gross Vehicle Weight Rating):** The maximum permissible weight of the unit, including the unloaded vehicle weight (UVW) plus all fluids, cargo, optional equipment and accessories. For safety and product performance, do not exceed the GVWR.

**GCWR (Gross Combined Weight Rating):** The maximum total weight of the loaded unit, plus a tow vehicle. This includes the weight of both the unit and tow vehicle, fuel for each, all other fluids, cargo, occupants, optional equipment and accessories.

**Important Note:** All capacities are approximate, and all dimensions are nominal. Coachmen motorhomes are designed to allow for a wide variety of uses, extended trips with two people or short trips with multiple people. Accordingly, each unit allows ample room for sleeping, seating, fluids and cargo. While the customer is the beneficiary of this design, the customer also bears the responsibility to select the proper combination of passengers, cargo, load, and tow vehicle without exceeding the chassis weight capabilities. Consumer may need additional braking capacity to tow loads greater than 1,000 pounds.

Seat belts should always be worn for passenger safety. Seat belts are provided at most locations to allow convenience in selecting which seat to occupy. However, it is not intended that all seating positions equipped with a seat belt may be occupied while the vehicle is in motion, without regard to other weight factors.

All Coachmen motorhomes are designed to ensure that the number of passengers allowed while the vehicle is in motion will always at least equal the stated sleeping capacity. Though extra seat belts may be provided, for your safety and the proper operation of your vehicle, limit your passengers to the number allowed by the Net Carrying Capacity of your vehicle.



**Learn More**  
Scan this barcode using a QR Reader on your smart phone to learn more about Forest River.



All information contained in this brochure is believed to be accurate at the time of publication. However, during the model year, it may be necessary to make revisions and Coachmen reserves the right to make all such changes without notice, including prices, colors, materials, equipment and specifications as well as the addition of new models and the discontinuance of models shown in this brochure. Therefore, please consult with your Coachmen dealer and confirm the existence of any materials, design or specifications that are material to your purchase decision. 2/15