

---

# BEACON

2020

---



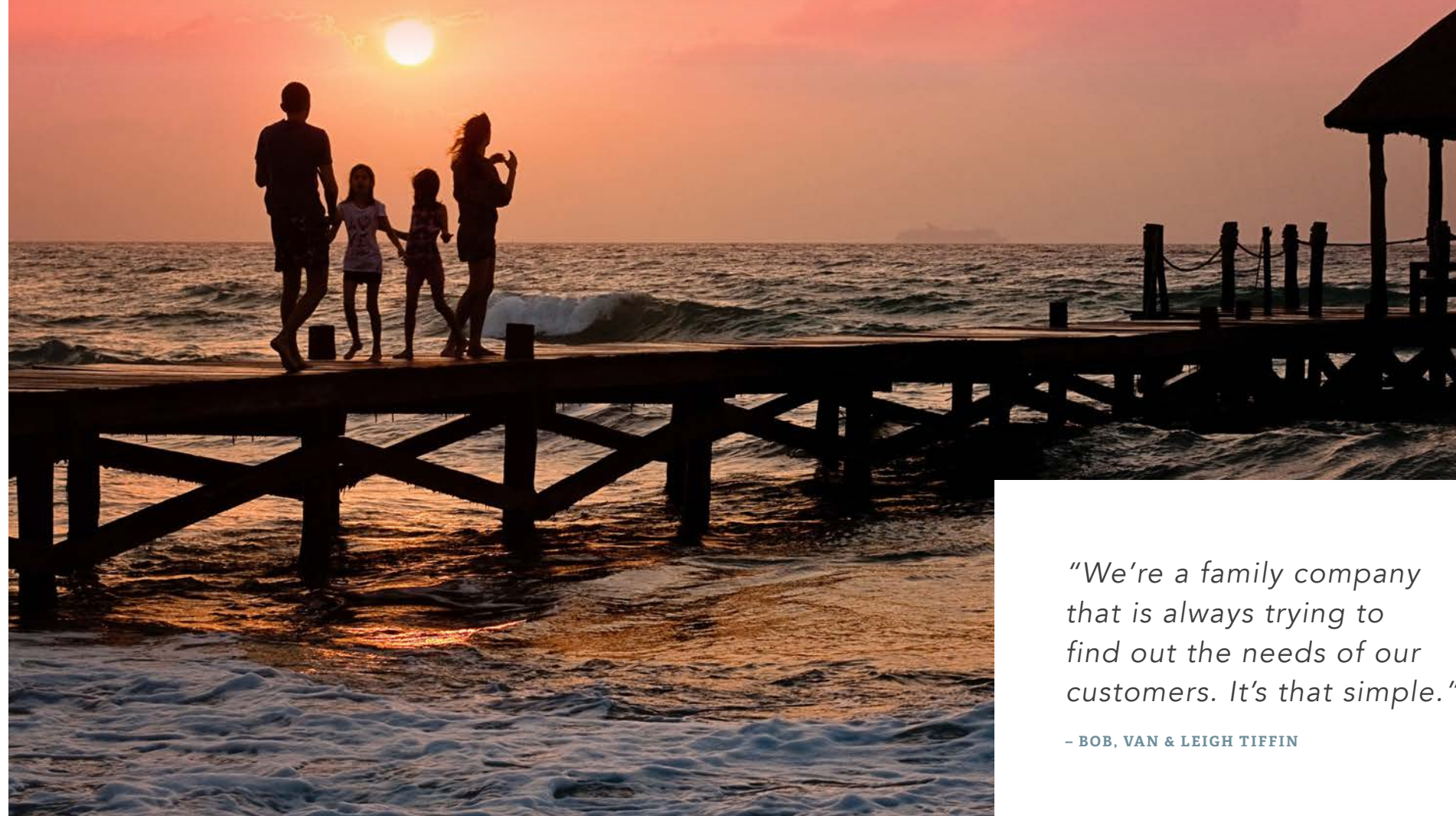
# VANLEIGH

A DIVISION OF TIFFIN



# ESCAPE

THE ORDINARY



*"We're a family company that is always trying to find out the needs of our customers. It's that simple."*

- BOB, VAN & LEIGH TIFFIN

2020 BEACON



## BUILT AROUND YOU®



Whether you're going out for the weekend or call the road your home, the Beacon has everything you would want in a luxury fifth wheel and more. Following close at the heels of our premier model, the Vilano, the Beacon has upped the ante, featuring a full body paint as well as other luxurious additions. The only problem is you may never want to venture outside once you reach your destination!





# BEACON



34RLB  
BEACON GOURMET KITCHEN



39GBB  
BEACON GRAND BAR



39RLB  
BEACON REAR LIVING



40FLB  
BEACON FRONT LIVING



39FBB  
BEACON FRONT BATH & HALF



42RDB  
BEACON REAR DEN



## 34RLB

### BEACON GOURMET KITCHEN



### SPECIFICATIONS


GVWR 18,000  
 Dry Weight 13,000\*  
 Cargo Carrying 5,000  
 Width 101"  
 Height 12' 11" \*\*  
 Length 34' 11" \*\*\*  
 Fresh Water Cap. 70 gal

Grey Water Cap. 90 gal  
 Black Water Cap. 45 gal  
 Water Heater 10 gal  
 Furnace 42K BTU  
 LP Cap. 60 lbs  
 Hitch Weight 2,600\*\*\*\*

\* unloaded and based off of an average  
 \*\* to top of A/Cs  
 \*\*\* from pinbox to rear ladder based on standard build, no options  
 \*\*\*\* unloaded and based off of an average

From the triple slide outs to the high gloss, solid wood cabinetry, there are plenty of comforts throughout the 34 Rear Living BEACON.


Inside, you'll enjoy solid surface kitchen countertops, residential features like a kitchen faucet with pull-down sprayer, a three-burner range and a 20 cu. ft. stainless French Door refrigerator.



Shown in High Gloss Amber Glaze







**39RLB**  
BEACON REAR LIVING



**SPECIFICATIONS**

GVWR 18,000	Grey Water Cap. 90 gal	* unloaded and based off of an average
Dry Weight 14,400*	Black Water Cap. 45 gal	** to top of A/Cs
Cargo Carrying 3,600	Water Heater 10 gal	*** from pinbox to rear ladder based on standard build, no options
Width 101"	Furnace 42K BTU	**** unloaded and based off of an average
Height 12' 11" **	LP Cap. 60 lbs	
Length 39' 11" ***	Hitch Weight 2,800****	
Fresh Water Cap. 70 gal		

The all new 39 Rear Living BEACON has the most counter space of any BEACON, along with a spectacular 72" view above the Residential Chef Range.

We've also moved the bed to door-side in the bedroom, to create even more space to relax and move around. This changes everything!



Shown in High Gloss Amber Glaze



## 39FBB

### BEACON FRONT BATH & HALF



### SPECIFICATIONS

GVWR 18,000  
 Dry Weight 14,700\*  
 Cargo Carrying 3,300  
 Width 101"  
 Height 12' 11" \*\*  
 Length 38' 11" \*\*\*  
 Fresh Water Cap. 70 gal

Grey Water Cap. 90 gal  
 Black Water Cap. 45 gal  
 Water Heater 10 gal  
 Furnace 42K BTU  
 LP Cap. 60 lbs  
 Hitch Weight 3,100\*\*\*\*

\* unloaded and based off of an average  
 \*\* to top of A/Cs  
 \*\*\* from pinbox to rear ladder based on standard build, no options  
 \*\*\*\* unloaded and based off of an average

The 39 Front Bath BEACON features several at-home comforts that will keep you focused on fun all season long. Enjoy a full bath and a half, a kitchen island, a residential 20 Cu. Ft. refrigerator and fireplace.

This BEACON is perfect for having friends and family over or just relaxing!



Shown in High Gloss Mocha







## 39GBB

### BEACON GRAND BAR



### SPECIFICATIONS

GVWR 18,000  
 Dry Weight 14,600\*  
 Cargo Carrying 3,400  
 Width 101"  
 Height 12' 11" \*\*  
 Length 38' 11" \*\*\*  
 Fresh Water Cap. 70 gal

Grey Water Cap. 90 gal  
 Black Water Cap. 45 gal  
 Water Heater 10 gal  
 Furnace 42K BTU  
 LP Cap. 60 lbs  
 Hitch Weight 3,100\*\*\*\*

\* unloaded and based off of an average  
 \*\* to top of A/Cs  
 \*\*\* from pinbox to rear ladder based on standard build, no options  
 \*\*\*\* unloaded and based off of an average

The 39 Grand Bar BEACON gives you plenty of counter space to entertain comfortably, with a deep buffet area with a built-in cooler.

The solid hardwood cabinetry, plenty of extra storage space and luxury amenities make the 39GBB perfect for the full-timer.



Shown in High Gloss White Linen



# 40FLB

## BEACON FRONT LIVING



### SPECIFICATIONS

GVWR 18,500  
 Dry Weight 15,400\*  
 Cargo Carrying 3,100  
 Width 101"  
 Height 12' 11" \*\*  
 Length 40' 6" \*\*\*  
 Fresh Water Cap. 54 gal

Grey Water Cap. 90 gal  
 Black Water Cap. 45 gal  
 Water Heater 10 gal  
 Furnace 42K BTU  
 LP Cap. 60 lbs  
 Hitch Weight 3,300\*\*\*\*

\* unloaded and based off of an average  
 \*\* to top of A/Cs  
 \*\*\* from pinbox to rear ladder based on standard build, no options  
 \*\*\*\* unloaded and based off of an average

The 40 Front Living BEACON puts entertainment and relaxation right up front! With two full couches and a love seat, the 40FLB provides more than enough space and comfort to watch the game with friends and family.


The Kitchen and Master Suite provide all the same luxury amenities you expect from Vanleigh.



Shown in High Gloss Mocha







## 42RDB BEACON REAR DEN




## SPECIFICATIONS

GVWR 18,500	Black Water Cap. 45 gal	* unloaded and based off of an average
Dry Weight 15,400*	Water Heater 10 gal	** to top of A/Cs
Cargo Carrying 3,400	Furnace 42K BTU	*** from pinbox to rear ladder based on standard build, no options
Width 101"	LP Cap. 60 lbs	**** unloaded and based off of an average
Height 12' 11" **	Hitch Weight 3,500****	
Length 42' 4" ***	Slide Tray : 8 ft	
Fresh Water Cap. 70 gal	Rear Basement Storage : 220 cu ft	
Grey Water Cap. 90 gal		

The 42 Rear Den BEACON is our largest floorplan. With a step-up elevated rear den living area and Television that raises and retracts down into the cabinet, you have the option to entertain friends for the big game or just sit and enjoy the view.

Plus the 42RDB has a vast amount of basement storage under the rear den—complete with our easy-slide storage drawer.



Shown in High Gloss English Chestnut



**LIVING AREA**

- Full Profile Ceiling Throughout
- Full Overlay Hardwood Cabinetry and Faceframes
- Hardwood Slide-Out Fascia Throughout
- Hardwood Window Valances Throughout
- Hand Laid Vinyl Tile Flooring Throughout
- 8 ft Main Floor Slideout Boxes
- Multiplex Wiring System w/ Digital Homescreen
- Soft Touch Padded Vinyl Ceiling Throughout
- Recessed LED Ceiling Lighting Throughout
- Roller Shades (Day and Night)
- Dimming Function on Living and Bedroom Area Lighting
- High Quality Franklin Furniture, Made in the U.S.A.
- Ceiling Fan

**KITCHEN**

- Solid Surface Hanex Countertops
- 50/50 Stainless Steel Farm Sink with Sink Covers
- Residential Kitchen Faucet with Pull Down Sprayer
- Stainless Steel Microwave and Oven Range - Furrion
- 20 cu. ft. Whirlpool Refrigerator with Ice and Water in Door
- Magnum 1,000 Watt Pure Sine Wave Inverter
- Stainless Drawer Guides
- Freestanding, Solid Surface Dinette Table with 4 Chairs
- Galley Window Featured in all Vanleigh Floorplans
- Fantastic Fan in Galley
- Hardwood Ceiling Décor with Recessed LED Lighting
- Hand-built Pantry for Maximum Storage
- Tile Backsplashes
- Convection Microwave

**HOME ENTERTAINMENT**

- 50 in LED TV in Living Area (55" LED TV in 40FLB & 42RDB Living Area)
- Sound Bar with Surround Sound in Living Area
- Entertainment Center with Bluetooth, DVD, Aux. Controls
- Dual Exterior Speakers

- 32 in LED Bedroom TV
- Prewire for Solar Panel
- King Jack™ Digital Antennae

**BEDROOM**

- Cool Gel Memory Foam™ King Mattress
- Dual USB Ports in Nightstands
- Hardwood Window Valances
- Residential Hardwood Headboard
- Hardwood Drawer Dresser
- Full-Sized Wardrobe with Motion Sensored Lighting
- Full-Sized Underbed Storage Area

**HEATING AND COOLING**

- Dual Low-Pro 15000 BTU A/Cs Standard
- Prewire for Third 15000 BTU A/C with Triple Zone Thermostat
- 42000 BTU Furnace
- 7200 BTU Electric Fireplace
- R-45 Floor and Roof Insulation
- Whisper Quiet A/C System
- Fully Enclosed and Heated Underbelly with Heat Return
- 12V Electric Tank Heaters
- 10 gal Gas/Electric Quick Recovery Hot Water Heater
- 16 in Wide Return A/C Ducts for Max Airflow

**EXTERIOR AND CONSTRUCTION**

- Noble Select T-60 High Gloss Fiberglass Exterior
- Tubular Aluminum Framed Sidewalls
- 12V Electric Dump Gate Valves for Black and Gray Tank with Manual Override
- 16 in on Center Tubular Aluminum Floor
- 16 in on Center Aluminum Roof Joists
- 5 Sided Framed, Insulated, and Laminated Slide Room Boxes
- Aluminum A/C Boxes Welded to Aluminum Trusses
- Roof Backer for All Crown Molding
- Tubular Aluminum Upper Support Wall
- Dual Copper Water Manifolds
- Powdercoated Aluminum Wet Bay
- Standard 16 ply H Rated Tires
- Labeled Wire Harnesses

- Protective Wire Looms
- LED Exterior Lighting System
- Prewire for Backup Camera
- Slam-Latch Baggage Doors
- Motion Sensored Lighting in Pass-Through Compartment
- 8K Axles
- Electric Power Cord Reel
- Generator Prep
- Prewire for Traveler Satellite
- Dual Pane Windows
- Two Patio Awnings on Slide Boxes

**OPTIONAL EQUIPMENT**

- 8K Disc Brakes
- Goodyear "H" Rated Tires
- 5.5 Onan Marquis Gold LP Generator
- Truma "On-Demand" Water Heater
- 3rd 15,000 BTU A/C
- Heat Pump (Per A/C)
- Slide Awning Package
- Uniguard Awning Upgrade
- 32" Outdoor TV
- Solar Packages (300W, 600W, or 1200W Packages)
- 3000W Inverter Hybrid
- Surge Guard
- CPAP Stand
- Bar Style Dinette Table
- 4 Door Gas/Electric RV Fridge
- Hardwood Refrigerator Doors
- Dishwasher (N/A 40FLB & 42RDB)
- Splendide Front Load Washer & Dryer
- Furrion Induction Cooktop
- 39" Bedroom TV (34RLB & 39RLB Only)
- Queen Bed



FOR MORE INFORMATION GO TO: [vanleighrv.com](http://vanleighrv.com)

Some interior furnishings not included. Some photos shown in literature have optional equipment. All options may not be available in every model. Because of progressive improvements, specifications, standard and optional equipment are subject to change without notice or obligation. For a complete and up-to-date list of available options and specifications, as well as Vanleigh's full line of RVs, visit [vanleighrv.com](http://vanleighrv.com).

**WOOD FINISH / STAINS**

STANDARD  
SOLID WOOD  
CABINERY



Mocha



Amber Glaze



English Chestnut



White Linen



**PAINT FINISH**



Smokey Teal



Crimson



Sunlit Sand



Nasa



Silver Sand



Waterfall





**ALL WARRANTIES ARE NOT CREATED EQUAL.**



See why ours stand the test. At Vanleigh, building a quality coach is our primary focus. Our warranty reflects our confidence in the construction of our unit. From the beginning phases of production we have pressurized water on our units. Throughout our production process we run systems checks on every component in the RV. Once your RV is completed it is taken outside to our onsite campground where it is hooked up to full services and put through an additional PDI inspection. We are proud to offer this accountability to our customers along with the following basic limited warranties:

- 3 YEAR CONSTRUCTION WARRANTY:**  
The structure of the welded frame of the RV is warranted for 3 years (36 months)
- 1 YEAR BASE LIMITED WARRANTY:**  
Your coach has a limited warranty against defects in materials and workmanship for 12 months of ownership

**ONGOING OWNER SUPPORT**

Vanleigh is proud to offer exceptional customer support. E-mail us at [retailservice@vanleighrv.com](mailto:retailservice@vanleighrv.com) or call us at **662.331.2933**. We build our units with tested and proven components. Many of these components carry their own respective warranties. Please see owner's manual for the warranties of components.

**BUILT AROUND YOU**

We've always prided ourselves in putting our owners first. To build the best product and service it, with the same quality and care. It's at the core of who we are. We appreciate your consideration of Vanleigh.

— Bob, Van and Leigh Tiffin



**VANLEIGH**

A DIVISION OF TIFFIN

26 Industrial Drive | Burnsville, MS 38833  
Phone 662-612-4040 | Fax 662-655-0913  
[www.vanleighrv.com](http://www.vanleighrv.com)

**YOUR LOCAL VANLEIGH RV DEALER:**

Colton RV  
North Tonawanda, NY 14120  
(716) 694-0188  
(800) 628-4889  
[www.ColtonRV.com](http://www.ColtonRV.com)

Colton RV  
Orchard Park, NY 14127  
(716) 957-3250  
(800) 628-4889  
[www.Coltonrv.com](http://www.Coltonrv.com)