

Coach House[®] Motor Homes

Colton RV & Marine
3122 Niagara Falls Blvd
North Tonawanda, NY 14120
(716) 694-0188
www.ColtonRV.com

Colton RV & Marine
3443 Southwestern Blvd.
Orchard Park, NY 14127
(716) 957-3250
www.Coltonrv.com



**DESIGNED AND ENGINEERED FOR THOSE DISCRIMINATING BUYERS,
WHO WANT THE BEST. COACH HOUSE BRINGS UNPARALLELED QUALITY
TO THE DOWNSIZED MOTOR HOME INDUSTRY.**



**Scan This
Code to
Learn More**

COACHHOUSERV.COM | 941.867.3058 OR TOLL FREE 833.751.4388

FAMILY-OWNED AND MADE IN THE U.S.A. SINCE 1985



Ruben Gerzeny started Coach House in 1985 along with his sons David and Steven, and David's son Zachary has since joined the leadership team as well. Their goal: to build the best small motor homes in the industry! With a degree in business, Zachary runs the production facility and brings new ideas and forward thinking to Coach House. Decades of RV manufacturing experience, attention to detail, a relentless quest to provide the best motor homes possible and great customer service are the hallmarks of our business. Known for their fair and honest business practices, the Gerzeny family goes the extra mile to satisfy their customers' concerns before and after the purchase.

PEACE OF MIND — GUARANTEED


We are proud of our good reputation, which is due in part to our warranty policy. To sum it up, we stand behind our customers and products. Every component of Coach House is covered by a warranty: The conversion and the drive train are covered for 3 years or 36,000 miles, whichever comes first. The appliances and fixtures are covered by their respective manufacturers for varying terms. Warranty service is available nationwide at the repair facility of your choice, or at the Coach House plant in Nokomis, Florida.

A ROCK SOLID FOUNDATION:

**THE INDUSTRY'S ONLY ONE-PIECE
FIBERGLASS BODY HAND LAID AND REINFORCED
WITH CARBON FIBER**



 *Coach House*[®]



PLATINUM

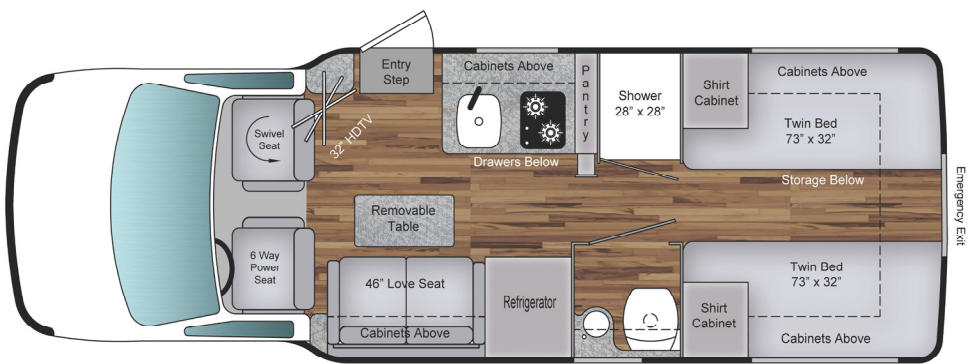
PLATINUM III



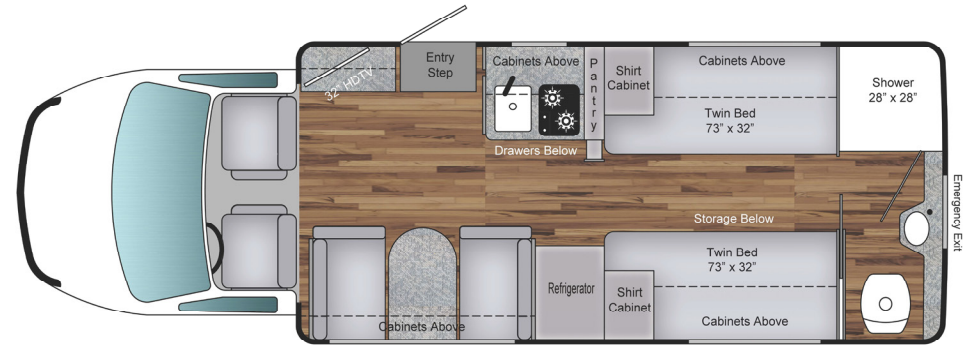
SCAN ME
220TB



SCAN ME
250



220TB



250 DT
DINETTE OPTION



250 ST
FRONT SOFA OPTION

Scan the QR code with your smartphone's camera for more specifics including decor, image gallery, specs, features, and more!

PLATINUM II



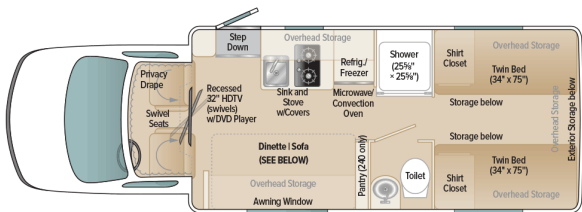
SCAN ME

240



SCAN ME

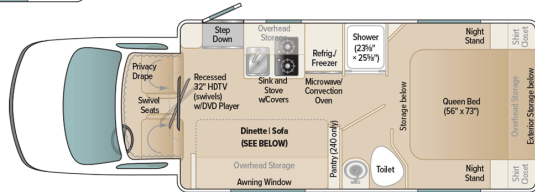
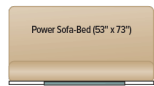
241 XL



240 DRT
DINETTE REAR TWIN



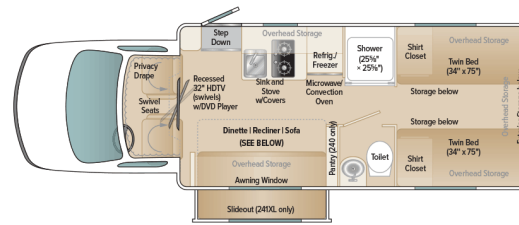
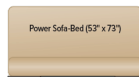
240 SRT
SOFA REAR TWIN



240 DQ
DINETTE QUEEN



240 SQ
SOFA QUEEN



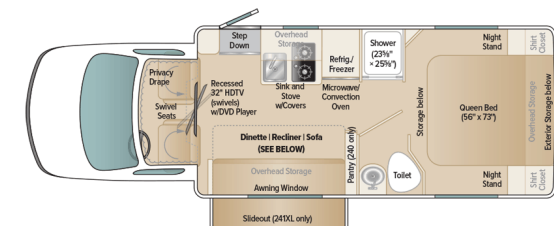
241 XL DRT
DINETTE REAR TWIN



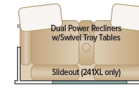
241 XL RRT
RECLINER REAR TWIN



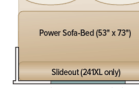
241 XL SRT
SOFA REAR TWIN



241 XL DQ
DINETTE QUEEN WITH SLIDEOUT



241 XL RQ
RECLINER QUEEN WITH SLIDEOUT



241 XL SQ
SOFA QUEEN WITH SLIDEOUT



Scan the QR code with your smartphone's camera for more specifics including decor, image gallery, specs, features, and more!

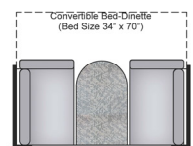
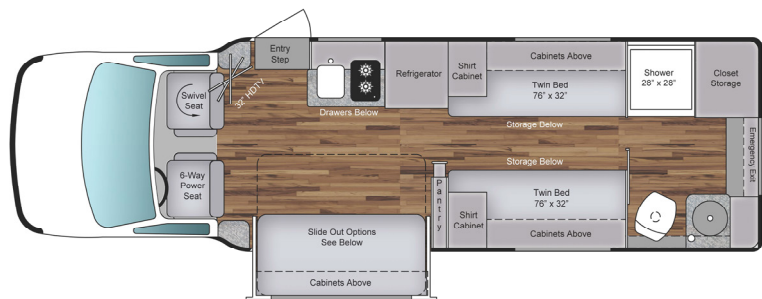
PLATINUM IV



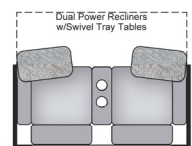
SCAN ME
261IV



SCAN ME
271IV



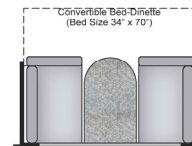
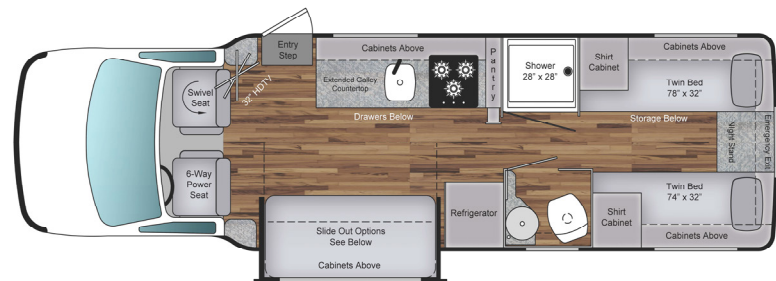
261-IV (FD)
FRONT DINETTE
SINGLE SLIDEOUT



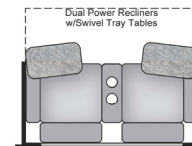
261-IV (FR)
FRONT RECLINER
SINGLE SLIDEOUT



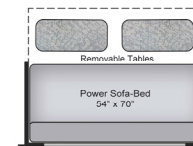
261-IV (FS)
FRONT SOFA
SINGLE SLIDEOUT



271-IV (FD)
FRONT DINETTE
SINGLE SLIDEOUT



271-IV (FR)
FRONT RECLINER
SINGLE SLIDEOUT



271-IV (FS)
FRONT SOFA
SINGLE SLIDEOUT

Scan the QR code with your smartphone's camera for more specifics including decor, image gallery, specs, features, and more!

PLATINUM IV

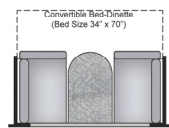
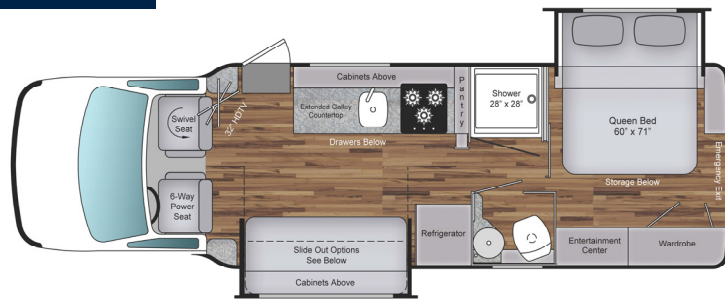
Arriva



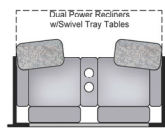
SCAN ME
272IV



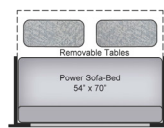
SCAN ME
V-24



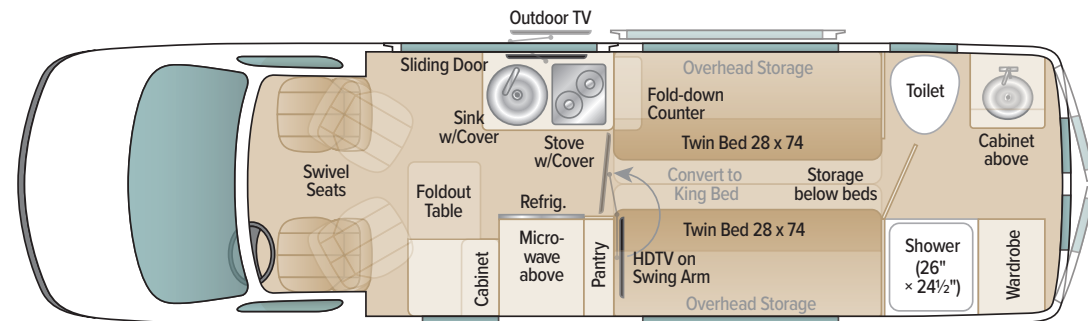
272-IV (FD)
FRONT DINETTE
DUAL SLIDEOUTS



272-IV (FR)
FRONT RECLINER
DUAL SLIDEOUTS



272-IV (FS)
FRONT SOFA
DUAL SLIDEOUTS



V-24 TB
TWIN BEDS

Scan the QR code with your smartphone's camera for more specifics including decor, image gallery, specs, features, and more!

TANK CAPACITY	220	261-IV	271-IV	272-IV	240	241XL	250	V24
Fuel Tank (gallons)	55	55	55	55	26.4	26.4	25	26.4
Fresh water tank (gallons)	31	40	40	40	31	31	31	31
Grey water tank (gallons)	28	27	27	27	28	28	28	20
Black water tank (gallons)	27	25	25	25	25	25	19	13
Propane tank (pounds/gallons)	68/15	68/15	68/15	68/15	68/15	68/15	55/12	55/12

FORD E-450 CHASSIS FEATURES - FORD QVM

(QUALITY VEHICLE MANUFACTURER CERTIFIED)



Ford E-450 Super Duty Chassis are used for our Platinum and Platinum IV lineups. They are powered with 7.3-liter V-8 engine with 350 HP and 468ft-lbs of Torque; automatic 6-speed transmission with tow/haul mode; power steering; automatic emergency braking; distance alert/distance indication; post collision braking; adaptive cruise control; lane departure warning; driver alert system; auto-high beam control; power windows; power door locks; keyless remote entry; power side mirrors; 55-gallon fuel tank; 4-wheel anti lock disc brakes; air conditioning; tilt steering wheel; intermittent wipers; front chrome bumper and grill; driver and passenger airbags; navigation system; XM/Sirius ready; color back-up camera; tire pressure monitoring system and more!

FORD TRANSIT CHASSIS FEATURES

Ford Transit 3500 (178" wheelbase) with 3.5-liter V-6 Ecoboost gasoline engine rated at 310 horsepower and 400 foot-pounds of torque, 10-speed automatic transmission, all-wheel drive, cruise control, power door locks, illuminated sun visors, chrome exterior package, trailer tow package, chrome wheels, Sync 3 radio system, lane-keeping alert, leather steering wheel, auto lamps with rain-sensing, keyless entry, air bags and much more.

MERCEDES-BENZ SPRINTER CHASSIS FEATURES



The new Sprinter 3500 170 inch wheelbase and optional AWD system gives drivers enhanced steering feel, better maneuverability, all while improving the ground clearance of the previous model. With increases in horsepower and torque, plus the transition to an efficient all 4-cylinder engine portfolio, Sprinter delivers the power you need. The 6-cylinder diesel engine is being replaced by a more powerful high output 4-cylinder diesel featuring 20 more horsepower (208 hp) and 7 more lb-ft of torque (332 lb-ft). The new 9G-TRONIC transmission is an upgrade with multiple improvements. Its new and innovative features give Sprinter owners a higher overall gear ratio, increased driving comfort, quicker shifting and quieter noise levels compared to the current 7G-TRONIC transmission.

Features and options subject to change without notice. Images pictured may show added features that do not come standard. Please contact a Coach House RV representative for further details.



Go RVing



BUY FACTORY-DIRECT AND SAVE!

Coach House® motorhomes are sold only at our factory near Venice, Florida. The Coach House Buying Experience includes numerous buyer incentives, including a "Buy-n-Fly" program, personal factory tours, generous trade-in allowances, on-the-spot financing for qualified buyers, and detailed instruction how to operate and care for your RV. No middlemen, no pressure, no gimmicks — it's a great way to buy a motorhome. Remember, our vehicles are warranted throughout North America. Call to find out more.

SEE FOR YOURSELF

We invite you to see firsthand what makes a Coach House motorhome so special. Visit our factory at I-75 exit 195 near Venice, Florida, where a knowledgeable salesperson can take you on a personal plant tour and show you the latest models on display in our showroom. Open 9 a.m. to 5 p.m. Monday–Friday or by appointment.

Questions? Call toll-free 833-751-4388

or visit coachhousesrv.com

Coach House®
Motor Homes

3480 Technology Drive, North Venice, FL 34275

941.867.3058