

QUALITY

Winnebago RVs are designed and built around you, with superior craftsmanship, advanced manufacturing technologies and steel-focused construction to enhance safety and reliability.

INNOVATION

From groundbreaking RVs to game-changing features to the spacious floorplans made possible by our SmartSpace™ design, our heritage is unrivaled for continuous industry firsts in vehicle technology and design.

SERVICE

Our carefully chosen dealers are supported by factory training and our advanced parts supply system, while owners benefit from excellent real-world customer support as well as 24/7 access to online technical information.

WINNEBAGO



©2021 Winnebago Printed in USA 06/22/20/22

TRAVATO

Let's go!

The best-selling camper van in North America, the Winnebago® Travato®, brings its can-do capability to adventure seekers of all types, and with features that make life on the go even easier and more comfortable.

- » Engineered for extended-season camping*
- » Efficient heating and cooling systems
- » Convenient, accessible storage
- » Fuel-efficient with daily driver capability
- » Available Pure³ Advanced Energy System

WINNEBAGO

Colton RV & Marine
3122 Niagara Falls Blvd
North Tonawanda, NY 14120
(716) 694-0188
www.ColtonRV.com

Colton RV & Marine
3443 Southwestern Blvd.
Orchard Park, NY 14127
(716) 957-3250
www.Coltonrv.com



Meet the Travato

The 21' Travato is available in four floorplans, including two with the Pure³ Advanced Energy System, which uses safe, dependable automotive-grade technology to extend off-grid stays without a generator or electrical hookup.

And the adventures don't have to end when the seasons change, thanks to extensive insulation, above-floor waterlines, heated tanks and available dual-pane acrylic insulated windows.*



- 1 RAM PROMASTER® CHASSIS WITH 280-HP 3.6L V6**
Fuel-efficient and easy to drive, with plenty of power
- 2 AVAILABLE DUAL PANE ACRYLIC INSULATED WINDOWS**
Provides additional thermal and acoustic insulation
- 3 POWERED PATIO AWNING**
With LED lighting and Bluetooth® control
- 4 SIDE SCREEN DOOR WITH MAGNETIC CLOSURES**
Keep bugs out and let the breeze flow through
- 5 TRUMA COMBI® ECO-PLUS**
Uses propane and/or electricity to efficiently provide hot water and coach heat
- 6 REAR ANNEX**
The rod-mounted privacy curtain adds living space in camp

*Winnebago recommends following the winter use guidelines and winterization procedures outlined in your owner's manual whenever camping in freezing conditions.




PURE³ ENERGY MANAGEMENT SYSTEM

- » More than 9,000 watt-hours of usable power (over 12,000 with optional energy pack)
- » Dedicated auxiliary alternator powered by the chassis engine
- » Includes 3,600-watt inverter and Bluetooth® control module



PLUMBING SYSTEM

- » Weather-protected waterlines and heated tanks for colder-weather camping
- » Water panel centralizes control valves, connection points and exterior wash station
- » Eco-Hot® water system conserves water and provides instant hot water



HVAC SYSTEM

- » Centralized panel location for all coach systems
- » Efficient Truma Combi® Eco Plus heating system runs off propane or electricity if available
- » Ultra-quiet Coleman®-Mach® 10 NDQ air conditioner with directional vents and built-in thermostat, conveniently operable using the smartphone app



Innovative Features Make The Most Of Every Square Inch

1. Cab

An inflatable bed, supported by the cab seats, can be deployed to comfortably accommodate overnight guests.

2. Dinette

The 59G and 59GL offer dinette seating with 3-point seat belts while all floorplans feature an adjustable, movable table.

3. Galley

The galley is fully equipped with a compressor-driven refrigerator, propane or induction cooktop, microwave or microwave/convection oven, and stainless steel sink set in the beautiful Corian® countertop.

4. Bedroom

The redesigned corner bed (59G and 59GL) is roomier and lighter, allowing easier access to the under-bed storage. The 59K and 59KL's Flex Bed system quickly converts to a larger bed, and also provides easy access to the below-bed passenger-side storage.

5. Wet Bath

The convenient wet bath includes a fold-down or stainless steel sink, Oxygenics® showerhead, toilet with foot pedal and sprayer, medicine cabinet and powered roof vent.

6. Rear Annex

The rear annex extends your living space and can be used for hanging wet gear or clothing, as an outdoor shower, an impromptu awning, or a myriad of other uses.



59G



59GL



59K



59KL

Dotted lines denote overhead storage areas. Blue dashed lines denote sleeping areas. Floorplans are representations only and are subject to change. Please contact a certified Winnebago dealer for more information.






With its advanced technology and long list of standard features, the Travato makes every trip more comfortable, more enjoyable and more memorable.



CAB SAFETY FEATURES

The Travato features the latest Ram ProMaster safety features, including Blind Spot Monitoring and Crosswind Assist, plus a Digital Rearview Mirror that offers real-time video stream of the road behind you.



SWING-ARM MOUNTED SWIVEL TABLE

The sleek pedestal in the lounge includes pop-up power outlet, RAM® Mount assist handle to securely attach a variety of electronics, making it the perfect mobile workspace.



WINNSLEEP SYSTEM

All floorplans feature our plush, cool and comfortable WinnSleep™ system, combining a superior mattress with a European suspension system that increases comfort, relieves pressure and improves air circulation under the mattress.

WINNEBAGO TRAVATO / Specifications

WEIGHTS & MEASURES	59G	59GL	59K	59KL
Exterior Length	21'	21'	21'	21'
Exterior Height ¹	9'4"	9'4"	9'4"	9'4"
Exterior Width	6'9"	6'9"	6'9"	6'9"
Awning Length	13'	13'	13'	13'
Interior Height	6'3"	6'3"	6'3"	6'3"
Interior Width	6'2"	6'2"	6'2"	6'2"
Freshwater Tank Capacity ² (gal.)	18	18	18	18
Water Heater Capacity (gal.)	2.6*	2.6*	2.6*	2.6*
Holding Tank Capacity — Black/Gray (gal.) ²	11/14	11/14	12/13	12/12
LP Capacity ³ (lbs.)	25	25	25	25
Fuel Capacity (gal.)	24	24	24	24
GCWR ⁴ (lbs.)	12,000	12,000	12,000	12,000
GVWR (lbs.)	9,350	9,350	9,350	9,350
GAWR - Front (lbs.)	4,629	4,629	4,629	4,629
GAWR - Rear (lbs.)	5,291	5,291	5,291	5,291
Wheelbase	159"	159"	159"	159"

* Quick recovery Truma Combi™ water/coach heater system runs on LP and/or 110-volt electric (includes 2-850-watt heating elements)

Chassis

Ram ProMaster® 280-hp, 3.6L V6 gas engine, 9-speed automatic 62TE transmission, 180-amp. alternator
4-wheel ABS brakes
Stylized aluminum wheels
Trailer hitch⁴ 3,500-lb. drawbar/350-lb. maximum vertical tongue weight

Cab Conveniences

Radio/Rearview monitor system
Cab seats adjustable headrest, and slide/swivel/recline
Airbags driver and passenger front, side curtain, side seat bolster
Cruise control
3-point seat belts
Electric power steering
Power mirrors w/defrost and turn signal
Power door locks w/remote
Power windows
12-volt powerpoints
Sunvisors
Front and cab window privacy panels
Carpet floor mat
Appliqué package
SuperSprings® SumoSprings® (front and rear)
Digital rearview mirror
Crosswind assist
Passive entry
Push button start
Traffic sign assist

Full-speed forward collision warning plus Pedestrian automatic emergency braking system
Post collision braking

OPTIONAL EQUIPMENT

Cab seats w/Ultraleather® covering

Interior

24" HDTV and Bluetooth® soundbar
Amplified digital TV antenna
LED ceiling lights
Blackout cassette shades
Soft vinyl ceiling
Tinted coach windows
Systems monitor panel
Deluxe powered ventilator fan w/rain cover
Removable/adjustable table
Below floor storage
Anything Keeper™ drop down storage baskets
RAM® Tough-Track™ Mounts throughout
Reading lights
Roof wiring access port
Dinette seating w/3-point seat belts (59G, 59GL)
Insulated rear window zipper coverings
Pedestal w/pop-up outlets and mount for table
Gear bag pocket storage (59G, 59GL)

OPTIONAL EQUIPMENT

Dual-pane acrylic windows w/screen and blackout cassette shades
Woven floor mat
Front cab air mattress 30" x 65" w/support base, cordless pump, repair kit and storage bag

Galley

Corian® countertop
Flip-up countertop extension (59G, 59GL)
Microwave oven w/touch controls
2-burner range top w/glass cover and heat shield (59G, 59K)
Single burner induction cooktop (59GL, 59KL)
Single door compressor-driven refrigerator/freezer 12-volt (59K, 59KL)
Two-door compressor-driven refrigerator/freezer 12-volt (59G, 59GL)
Stainless steel sink w/Corian cover
Cold water filtration system (galley)
Spice rack
Pull-out countertop extension (59K, 59KL)

Bath

Flexible showerhead
Medicine cabinet
Mirror
Fold-down sink (59K, 59KL)
Toilet w/foot pedal and sprayer
Shower curtain
Shower package w/showerpan
Shower w/wall surround (59G, 59GL)
Stainless steel round sink (59G, 59GL)
Towel bar
Tissue holder
Sliding tambour bath door (59G, 59GL)
Two-piece sliding door (59K, 59KL)
Powered roof vent
Wardrobe cabinet (59K, 59KL)

Bedroom

Double bed w/WinnSleep™ system and support leg/step (59G, 59GL)
Twin beds w/WinnSleep system and storage below passenger side (59K, 59KL)
Flex Bed kit (59K, 59KL)

Exterior

Rod and privacy screen (provided for rear annex)
Powered patio awning w/LED lighting and Bluetooth control
Porch light w/interior switch
Driver's side service light
Assist bar w/integrated RAM® Tough-Track™ Mount (sliding entrance door)
Assist bar (rear entrance door)
Rear door latch convenience strap
Side screen door w/magnetic closures
Rear screen door
Aluminum running boards w/logoed tread, ground-effect lighting and pet loop attachment

OPTIONAL EQUIPMENT

Bike rack
Movable ladder
Luggage rack

Heating & Cooling System

Coleman®-Mach® 10 NDO air conditioner w/directional vents, Bluetooth® control and built-in thermostat with auto mode
Truma Combi® Eco Plus Heating System w/two 850-watt heating elements

Electrical System

Pure³ Energy Management System (59GL, 59KL)
3-module lithium-ion energy pack, 3,600-watt inverter, Bluetooth control module, energy pack heating system and a second dedicated alternator powered by the chassis engine
2,800-watt Cummins Onan® QG gas generator
AC/DC load center, 45-amp. converter/charger
Auxiliary start circuit
2 deep-cycle Group 31 batteries (59G, 59K) (AGM maintenance-free)
Coach battery disconnect system
Automatic dual-battery charge control
30-amp. power cord
Exterior TV jack
Exterior AC/DC receptacle
Energy Management System
215-watt solar panels solar charge controller w/junction box and plugs for additional solar panels
1,000-watt pure sine wave inverter (59G, 59K)

OPTIONAL EQUIPMENT

Pure³ Energy Management System (59GL, 59KL)
4-module lithium-ion energy pack, 3,600-watt inverter, Bluetooth control module, energy pack heating system and a second dedicated alternator powered by the chassis engine

Plumbing System

Eco-Hot® water system
LPG accessory connection (patio area)
Water center control panel includes all control valves, connection points and exterior wash station w/pump switch
10' sewer hose
Winterization Package w/labeling, water heater bypass valve and siphon tube
On-demand water pump
Permanent-mount LP tank w/gauge
Macerator pump (59G, 59GL gray tank only)
Holding tank flushing system
Heated drainage system

Safety

LP, smoke, and carbon monoxide detectors
Fire extinguisher
Ground fault interrupter
Fog lamps

Warranty⁵

12-month/24,000-mile basic warranty⁶

FOOTNOTES


- The height of each model is measured to the top of the tallest standard feature and is based on the curb weight of a typically equipped unit. The actual height of your vehicle may vary by several inches depending on chassis or equipment variations. Please contact your dealer for further information.
- Capacities are based on measurements prior to tank installation. Slight capacity variations can result due to installation applications.
- Capacities shown are tank manufacturer's listed water capacity (W.C.). Actual filled LP capacity is 80% of listing due to overfilling prevention device on tank.
- Actual towing capacity is dependent on your particular loading and towing circumstances which includes the GVWR, GAWR, and GCWR, as well as adequate trailer brakes. Please refer to the Operator's Manual of your vehicle for further towing information.
- See separate chassis warranty.
- See your dealer for complete warranty information.

NA Not Available

Not all items available in combination. See dealer for details.

Because features, specifications, equipment, and options may vary from those highlighted in this brochure, the buyer is responsible for confirming with the dealer the features, specifications, equipment, and options included on their specific vehicle. In addition, Winnebago's program of continuous product improvement may result in changes to vehicle specifications, equipment, model availability, and price without notice.

DECOR BLEU




Ultraleather Ultrafabrics Accent (G, GL) Bed Cover (K, KL)



Corian Countertop Wall Board Vinyl Flooring

WITH YOUR CHOICE OF CABINETRY



Walnut Walnut and White Weathered Teak

EXTERIORS



BRIGHT SILVER



BRIGHT SILVER DELUXE



GRANITE



GRANITE DELUXE

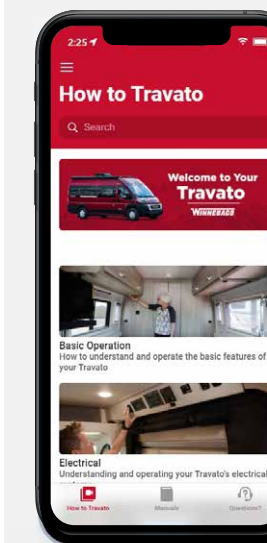
See dealer for details on all available colors



What do you need to know before you go?

The answers to this and many more questions are literally at hand, thanks to HowToTravato.com, the app-based system of how-to videos that explains pretty much everything you need to know to get the most out of your Travato.

From adjusting seats to operating major systems, plumbing and electrical basics, even winterization — it's all here. And it's all at your fingertips wherever your Travato takes you.



HowToTravato.com



Scan the QR code with your smartphone camera, or type in the URL, to download the app and learn more about the Travato.