

*Mirada*TM

2005 Class A Motorhomes by Coachmen®



MIRADA



Leader to the Great Outdoors[®]

2005 Mirada™

CLASS A MOTORHOMES BY COACHMEN®




Pursue Your Passion.


The Mirada™ offers you a safe and affordable way to pack up and go for the weekend or for an extended stay. Travel carefree with your family, going where the open road takes you, sharing together the beauty and splendor of America. Experience the freedom to go wherever you want, whenever you want, and along the way create those special family memories that last a lifetime. That's the independence, flexibility and leisure you get from owning a Mirada™ by Coachmen RV.

Step Into Mirada™ and Pursue Your Passions.


Decor Selections



Almond Truffle



Basil Leaf



Hemmingway Camel

Dazzling interiors feature skillfully coordinated upholstery and window treatments. Coachmen RV chooses only top-grade fabrics wear-dated as heavy-duty. These fabrics have been tested for durability beyond 15,000 double rubs (in and out action) to simulate heavy usage. An average chair in an American home is subjected to only 3,000 double rubs per year.

Fabric Key: A. Main B. Accent C. Bedspread





The Mirada™ interior is packed with many deluxe residential appointments such as the Boston innerspring booth dinette, deluxe faucet with pullout sprayer, raised panel cabinet doors, under sink utensil drawers, upgraded lighting package and designer valences.

Features Galore

Discover Mirada™ Class A Motorhomes by Coachmen, and see the outstanding safety and value that is designed into every coach. These feature packed units were designed with you in mind. We pulled out all of the stops to enhance your RV'ing experience. It is sometimes the things you can't see like our **Alumicage™** construction and **Duratube™** LP lines that set us apart from the crowd, while other times it is the items that are easily visible. Take a minute to see just a few of the benefits that set us apart from the rest.



The durable **vinyl engine cover** is sewn together for a custom fit, and the convenient **snack tray** offers storage space for your driving accessories.



Commonly used switches and gauges are conveniently designed into one easy to use panel. The **centrally located command center** includes the monitor panel, generator panel, water pump switch and water heater switch.

Don't fumble around late at night looking for the light switch. **Extra large toggle wall switches** are conveniently located throughout the coach and can be flipped on/off with the palm of your hand.



The optional **passenger console** is fully equipped with computer hookups, a trash can and additional storage for your traveling accessories.



Large **pass through warehouse storage** is standard on most Mirada™ floorplans. Storage bays with large doors have been strategically placed to maximize the available exterior storage.



The **Quick Cool air vent** lets you direct all cool air to a central location in the coach, for maximum heat relief on those hot summer days.



While the law requires enough seat belts to equal the number of sleeping positions, Coachmen puts **seat belts at every fixed seating location**. All of our seat belts meet the FMVSS standards as stated by the government.



A convenient **storage area** underneath the step treads is a great place to securely store your tools so that they are hidden from view, yet easily accessible.





Skillfully designed sink and plumbing placement have allowed us to utilize the under sink space as a convenient **silverware/utensil drawer** that maximizes your interior storage space.

Get a better picture and more channels with the optional **satellite TV system**.



Safety is paramount at Coachmen. You can rest easy knowing that all units come standard with an **LP leak detector, fire extinguisher, smoke detector and CO detector**.



The optional **large double door refrigerator** is designed for maximum storage capacity with door storage and a handy freezer shelf. A convenient refrigerator light is also standard for those midnight cravings.

A large **skylight** above the shower increases the available light in the bath area and also increases headroom in the shower.



The **Flair-It™ compression fitting water line** system uses radius bends to reduce the number of fittings used (approximately 56% less). Where connectors are needed, a compression fitting ensures a long term, tight seal.



The four, **2-Way Radios** are a convenient option for the family on the go. Get an update where the children are at on a moments notice, or round up the family for dinner.



A rechargeable flashlight and rechargeable wet/dry vacuum make up the optional **convenience package**. With customized space for the items designed right into the coach, they are out of the way yet still within short reach when necessary.





An optional **residential style glass shower door** gives the bath area a high-end appeal. (Standard on 290KS)



Our standard **metal drawer guides**, with glide wheels, provide a friction free sliding drawer that is extremely durable. The drawer guides also act as a catch so that the drawer will not slide open during travel. Simply lift up and pull to open the drawers.



Jalousie bedroom windows tilt out design, allows them to be opened for ventilation even when the weather outside is less than favorable. Just because the rain keeps you inside, doesn't mean that you can't enjoy the fresh air outside.


The optional **Grill-2-Go™** and accompanying table offer you the ultimate grilling duo. Lightweight, durable and extremely functional, this combination was designed to give you the opportunity for a grilling extravaganza.



The **20" flatscreen television** is securely mounted into an overhead aluminum cradle, tested to withstand 800 pounds without compromise.



Ask Your Dealer About These Coachmen® Exclusive Design Features.



Coachmen's **SureLine™ Electrical Harness** provides color coded wiring and specific wiring schematics for easy serviceability. High quality automotive electrical connectors and Autoloom protective covering make for a reliable and durable harness. The wires are grouped together and neatly tucked into the framework under the coach, safe from road debris.



All Coachmen® Motorhomes utilize **DURAtube™** full length copper LP lines with double flared ends to ensure a tight seal and years of corrosion free use. Coachmen builds quality for the long haul.



The Coachmen **Even Cool™ air conditioning** system is ducted through the crowned, vacuum bonded roof and utilizes AMOCO insulated ductwork with radiused corners to provide for maximum cooling efficiency.



The Coachmen **Sight Rite™ dash** was designed with a 20 degree incline for increased visibility and reduced front blind spot.



It doesn't have to be a weekend project figuring out how to fill, drain, or winterize your RV. Our easy to use **Water Works™ Utility Panel** with large dials, simply displays how to perform each function. No lengthy explanations or wordy booklet are necessary.

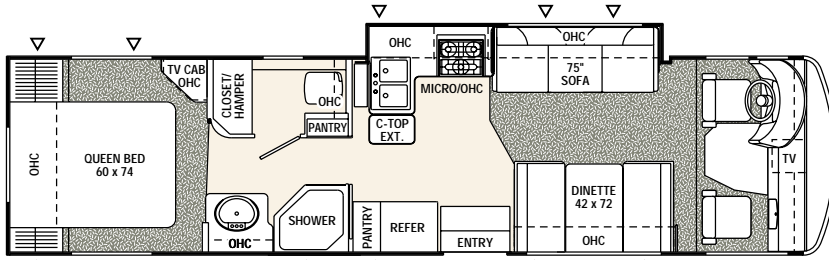


Another Coachmen exclusive is the **No-Mess™ Termination system**. This easy to swivel boom arm provides a convenient storage location for the termination hose. Your storage bay stays cleaner and the hose can remain connected after use.

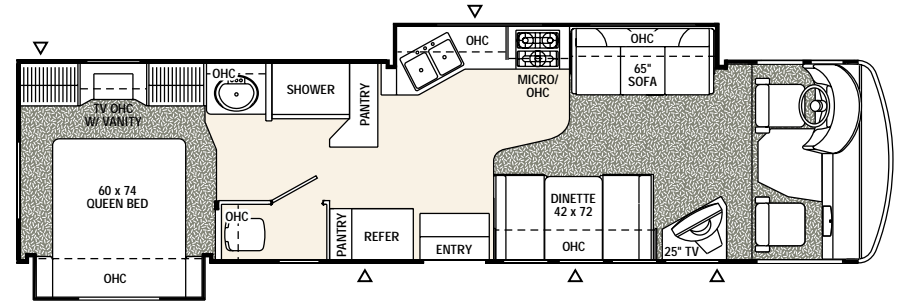


Another Coachmen innovation is the optional **Children 1st™ Child Safety Restraint System**. There is space for two child seats, and each of the two locations provide two lower anchors and one top anchor for enhanced 3-point protection for your children.

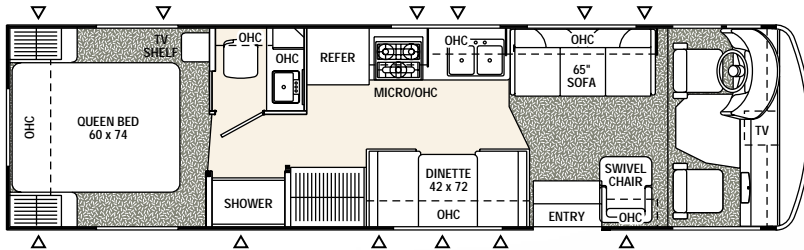
Floorplans



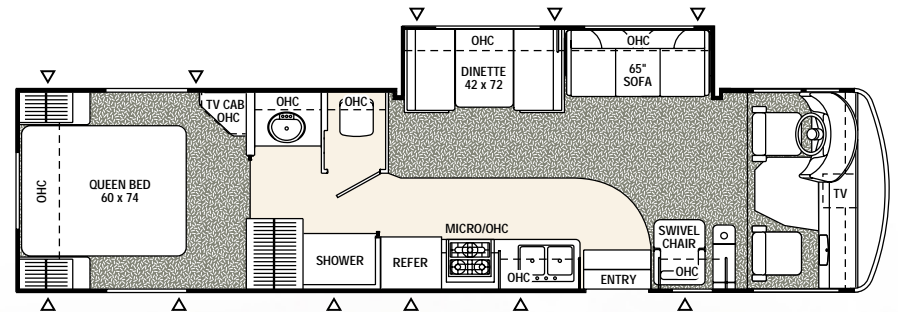
290KS Kitchen Slide (Available w/option: A)



330DS Double Slide Out (Available w/option: A & C)



300QB Queen Bed (Available w/option: A)



340MBS Mid Bath / Slide Out (Available w/option: B)

Quality By Design

Coachmen RV is committed to providing a high quality, reliable and innovative product. We know that quality extends far beyond the "glitz" of a recreational vehicle and often, the most important aspects of quality are hidden in the design and construction of the coach. That's why Coachmen designs quality into our products up-front, through computer aided design and analysis software. This helps to assure appropriate weight distributions, structural integrity, alignment of the various parts and components and overall reliability of the design.

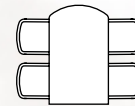


Our attention to quality does not stop on the computer screen, as all of our major product designs undergo rigorous road tests, rain booth testing, complete compliance audits for all codes, standards and safety related items and comprehensive product audits.

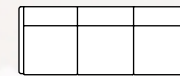
Coachmen designs, builds and markets a superior product, for reasons that may not always be easy to see, however are very easy to appreciate down the road. Our hidden quality equates to high value, which can be critical to your long-term satisfaction.

OPTIONS KEY

A. RESIDENTIAL DINETTE



B. HIDE-A-BED SOFA



C. SWIVEL LOUNGE CHAIR (IPO SIDE ENTERTAINMENT CENTER)



INDICATES CARPETING

INDICATES OUTSIDE STORAGE LOCATION



Life in the fast lane.

NASCAR driver Mike Wallace makes a Coachmen RV motorhome his home on the road. The middle brother of auto racing's famed Wallace family, Mike is a veteran of NASCAR's racing circuit.

Specifications

	290KS	300QB	330DS	340MBS
	FORD	FORD	FORD	FORD
Chassis	F-53	F-53	F-53	F-53
Chassis Model	F-53	F-53	F-53	F-53
Engine Size	V10-6.8L	V10-6.8L	V10-6.8L	V10-6.8L
Wheel Base	228"	190"	228"	228"
Rear Axle Ratio	5.38	5.38	5.38	5.38
Tire Size	245/70R19.5F	225/70R19.5F	245/70R19.5F	245/70R19.5F
GVWR (lbs.)	18,000	15,700	20,500	18,000
CW (lbs.)	14,223	12,901	15,043	14,566
GAWR Front (lbs.)	7,000	6,000	7,500	7,000
GAWR Rear (lbs.)	11,000	11,000	14,500	11,000
GCWR ((lbs.)	26,000	26,000	26,000	26,000
Exterior Length	32' 11"	31' 2"	34' 1"	34' 1"
Exterior Clearance Height*	11' 7"	11' 7"	11' 7"	11' 7"
Exterior Width	7' 11"	7' 11"	7' 11"	7' 11"
Sleeping Capacity	4	4	4	5
Interior Width	92"	92"	92"	92"
Interior Height	80"	80"	80"	80"
Fuel Capacity (gal.)	75	75	75	75
Alternator Amps	115	115	115	115
Fresh Water Capacity (gal.)	75	75	51	75
Waste Water Capacity (gal.)	37	35	35	40
Grey Water Capacity (gal.)	35	35	35	35
Water Heater Capacity	6	6	6	6
LP Gas Capacity (lbs.)	85	85	85	85
Furnace Rating (x 1,000) BTU	30	30	30	30

* = Includes Clearance for Air Conditioner

- GVWR** (Gross Vehicle Weight Rating): The Maximum permissible weight of the unit, including the UVW plus all fluids, cargo, optional equipment and accessories. For safety and product performance, do not exceed the GVWR.
- CW** (Curb Weight): The weight of the unit without factory or dealer installed options, plus allowance for the weight of full fuel capacity. The "payload capacity" for all other fluids, cargo, occupants, optional equipment and accessories can be determined by subtracting the CW from the GVWR.
- GAWR** (Gross Axle Weight Rating): The total weight each front/rear axle, suspension and tire system is designed to carry. When loading the unit, care should be taken to balance cargo weight in consideration of the GAWRs.
- GCWR** (Gross Combined Weight Rating): The maximum total weight of the loaded unit, plus a tow vehicle. This includes the weight of both the unit and tow vehicle, fuel for each, all other fluids, cargo, occupants, optional equipment and accessories.

Wider Widths: Numerous Coachmen floorplans feature the "wide body" design concept, which gives you significantly enhanced interior living space and innovative floorplans.

In making your purchase decision, you should be aware that a few states restrict access on some or all roads within the state to vehicles with a maximum 96" width, although special road usage permits may be available. Vehicles up to 102" in width are permitted in the vast majority of states. You should confirm the road usage laws in the states of interest to you before making your purchase decision. If width is of concern to you, we invite you to consider the broad array of other Coachmen models offered in the standard 96" width.

IMPORTANT NOTE: All capacities are approximate, and all dimensions are nominal. Coachmen motorhomes are designed to allow for a wide variety of uses, extended trips with two people or short trips with multiple people. Accordingly, each unit allows ample room for sleeping, seating, fluids and cargo. While the customer is the beneficiary of this design, the customer also bears the responsibility to select the proper combination of passengers, cargo, load, and tow vehicle without exceeding the chassis weight capabilities. Consumer may need additional braking capacity to tow loads greater than 1,000 pounds.

Seat belts should always be worn for passenger safety. Seat belts are provided at most locations to allow convenience in selecting which seat to occupy. However, it is not intended that all seating positions equipped with a seat belt may be occupied while the vehicle is in motion, without regard to other weight factors.

All Coachmen motorhomes are designed to ensure that the number of passengers allowed while the vehicle is in motion will always at least equal the stated sleeping capacity. Though extra seat belts may be provided, for your safety and the proper operation of your vehicle, limit your passengers to the number allowed by the Net Carrying Capacity of your vehicle.

All information contained in this brochure is believed to be accurate at the time of publication. However, during the model year, it may be necessary to make revisions and Coachmen reserves the right to make all such changes without notice, including changes in prices, colors, materials, equipment and specifications, as well as the addition of new models and the discontinuance of models shown in this brochure. Therefore, please consult with your Coachmen dealer and confirm the existence of any materials, design or specifications that are material to your purchase decision.

Standard Features & Options

Standard Features

INTERIOR APPOINTMENTS

- Ashland Oak Cabinetry
- Raised Panel Over Head Cabinet Doors
- Residential Metal Drawer Guides
- Techwood® Drawer Sides
- Linoleum Flooring (Kitchen, Bath)
- Mini-Blinds Throughout
- Slider Windows – w/Safety Glass (Coach)
- Jalousie Windows – w/Safety Glass (Bedroom)
- Reclining, Swivel Pilot Seats
- Jack Knife Sofa
- Lounge Chair (300QB, 340MBS)
- Boston Booth Dinette
- TV Shelf in Bedroom (300QB)
- TV Cabinet in Bedroom (Except 300QB)
- Driver/Passenger Snack Tray

INTERIOR EQUIPMENT

- 20" Flatscreen TV – Coach (Except 330DS)
- Side Entertainment Center w/24" Flatscreen TV (330DS)
- AM/FM CD Player w/4 Speakers
- TV Antenna and Rotor Package
- Cable TV Jacks (Coach & Bedroom)
- LP Leak Alarm
- Smoke Detector
- Carbon Monoxide Detector
- Fire Extinguisher
- Phone Jack

GALLEY

- Residential Size Microwave Oven
- 3-Burner (High Output) Range w/Oven
- Double Door Refrigerator
- Freezer Shelf & Refrigerator Light
- Double Bowl Stainless Steel Sink
- Silverware Drawer
- Faucet w/Integrated Pull Out Sprayer

BATH AND WATER

- Toilet w/Hand Flush
- Pleated Shower Door (Glass on 290KS)
- Power Bath Vent
- 6-Gallon E.I. Water Heater
- Demand Water Pump
- 1-Piece ABS Tub Surround
- Skylight Over Shower
- No-Mess™ Termination System
- Water Works™ Utility Panel

ELECTRICAL / HEATING / AIR CONDITIONING

- 30 Amp Power Cord
- 55 Amp 110/12-Volt Power Converter
- GFI Circuit
- Outside Receptacle (DS)
- Generator Ready with Mount Kit
- Emergency Start Switch
- Battery Disconnect
- Auxiliary Battery
- Patio Light
- 30,000 BTU E.I. Furnace
- 13,500 BTU Ducted Air Conditioner w/Even Cool™
- Prewired for Rear Roof Air Conditioner
- Prewired for Satellite Dish
- Rear Vision Camera Ready
- Lighted Rear Pass-Thru Storage
- Command Center Monitor Panel
- Entry Step Switch Panel

SLEEPING

- Queen Bed
- Deluxe Innerspring Mattress – 312 Coil
- Bedspread and Pillow Shams
- Privacy Drape – Cab

AUTOMOTIVE / EXTERIOR

- Tilt Steering Wheel
- Cruise Control
- Intermittent Wipers
- Dash Air Conditioning
- Sight Rite™ Dash
- Radial Tires
- Full Metal Wheel Covers
- Front & Rear Mud Flaps
- Power Entry Step – Single
- Laminated Floor & Sidewalls
- Crowned, Laminated Rubber Roof
- Semi-Baseament Floor Design
- Store Rite™ Roto Cast Compartments
- Fiberglass Front Cap
- Dead Bolt Lock-Entrance Door
- Hydraulic Leveling Jacks (Except 300QB)
- Awning
- Towing Hitch w/7-Way Plug
- Radius Trunk Doors
- Radius Entry Doors
- Rear Bezel w/Light Bar

Optional Features

- Deluxe Package Includes:**
 - 4.0 KW Gas Generator (Quiet Lite)
 - Stainless Steel Wheel Inserts
 - Spare Tire with Cover
 - Owner's Information Package
- Premier Package Includes:**
 - Deluxe Package Items Plus:**
 - Convenience Package (Rechargeable Flashlight & Vacuum)
 - Hardwood Doors Throughout*
 - Night Shades*
 - VCR/DVD Combo*
 - Exterior Entertainment Center
 - AM/FM Stereo with CD, Cassette and Weather Band
 - Rear Vision Camera*
 - Composite Sink Covers
 - Range Cover*
 - Glass Shower Door (Std. 290KS)*
 - Electric Heated Holding Tanks
 - Passenger Side Console with Computer Hookups
 - Roof Ladder*
 - Remote Exterior Mirrors
 - Painted Skirt with Graphics
 - Front End Paint Protection (Temporary)

Additional Options

- Residential Dinette with Four Chairs (290KS, 300QB, 330DS)
- Children 1st™ Child Safety Dinette System
- Hide-A-Bed Sofa (340MBS)
- 14" Flatscreen TV - Bedroom (290KS, 340MBS)
- 20" Flatscreen TV in Bedroom (330DS)
- Lounge Chair with 20" Flatscreen TV (330DS)
- LCD TV with Wireless Headphones and Game Port
- Drivers Map Light
- 2-Way Hand Held Radios (Pack of 4)
- Large Double Door Refrigerator (Except 300QB)
- Grill -2- Go™ with Table (330DS w/o Table)
- 5.5 KW Gas Generator (Marquis Gold)
- 2nd 13,500 Ducted Roof A/C
- 2nd 11,000 Ducted Roof A/C
- 2nd Coach Battery
- Hydraulic Leveling Jacks - Manual (300QB)
- Painted Skirt w/Graphics (2 - Selections)
- CSA Upfit
- Front End Paint Protection (Temporary)

*Items also available as a freestanding option

Graphics Selections



PALE JADE



SAND CASTLE

Take a closer look at Coachmen® quality & Construction

1 All roofs are **vacubond laminated** with a crown for controlled water run-off and additional strength. The roofs are covered with seamless, industrial grade rubber. All roof openings are sealed with butyl rubber based sealants that expand and contract with the climate to help prevent leaks.

2 The **20" overhead flatscreen TV** is securely screwed into tubular aluminum framing and tucked up into the front cap for long term durability and safety. (most models)

3 The **Sight Rite™ lower dash cowl** inclines 20 degrees to appreciably increase visibility and reduce front blind spots.



4 All cabinets and tables are mounted to **electro galvanized steel backers** in ceilings and side-walls to assure years of rattle free use.

5 To eliminate air and water leaks, as well as windshield flutter, we **direct bond our windshield** with an automotive sealant.

6 We use a very **heavy gauge fiberglass cap** to minimize the potential for cracking or damage from road hazards.

7 Easy **access to your engine compartment** is no problem with our wide hood opening.

8 Urethane **"Hot Melt" laminated floors** create a terrific barrier from road noise and heat.

9 The **steel frame floor** provides a crash barrier and a strong base to mount seat belts and pilot chairs.

10 Pre-formed, high strength, **steel trusses** assure a solid foundation to build upon.

11 Our **sidewalls are extremely durable**. We bond the wall using reactive hot melt urethane lamination with one piece fiberglass, high-grade Luan backer, block foam insulation, tubular aluminum framing and an interior panel.

12 **Jalousie and slider windows** are combined to offer optimal viewing and ventilation in all weather conditions.

13 Coachmen's **Even Cool™ ducted roof air conditioning** provides quiet, cool air that easily distributes through the entire motorhome through household type ducting.



14 **Tubular aluminum cage construction** of our roof and sidewalls provides great strength without adding unnecessary top-heavy weight. This improves handling and fuel efficiency.



Additional Value Added Construction Features:

• The **Water Works™ Utility Panel** makes filling tanks and draining water lines easy.



• The Coachmen exclusive **No-Mess™ Termination** makes draining waste from your tanks clean and easy.



• All Coachmen Class A Motorhomes utilize **Duracore™ copper LP lines** that resist corrosion.



• Two year structural and major components warranty, along with the industry's leading full one-year Coachmen **Buckstopper™ Warranty** assures peace of mind.

• **Every motorhome is tested for leaks** in a simulated rain storm created by a rain test lab within the manufacturing plant.

Discover the Coachmen Advantages

Service After the Sale

Industry Leading Buckstopper™ Warranty –

Coachmen's exclusive Buckstopper™ Limited Warranty provides coverage on most parts, components and appliances. Coachmen stands behind their product and is supported by a network of over 300 service centers.

Two Year Structural & Major Components Manufacturer's Warranty –

Coachmen provides a two-year structural and major components manufacturer's warranty, along with a complete written Warranty Summary Guide, for your peace of mind.

Comprehensive Owner's Information –

For your convenience we offer published materials on key equipment and options, as well as information pertaining to the function of important components. We also offer a true **Trouble Shooting and Maintenance Guide** for the simple answers to frequently asked questions.



Toll Free Service Numbers –

Our toll free phone numbers provide you with direct access to a Coachmen RV Service Representative.

Dealer Support Tools –

Coachmen makes sure that their dealers are well equipped and trained to service your needs with: Systems Manuals, PDI Manuals, Electronic Parts Catalogs, Coach-Link® “On-Line” Electronic Dealer Communication System, and continual service training.

Service Support Center Web Site –

Coachmen provides you access to key information 24-hours a day through the Internet. On-line you can find a Service Dealer Locator, Maintenance Information, Trouble Shooting Information, Product Warranty Information, Customer “E-Assistance”, Frequently Asked Questions (FAQ's), and Publications ordering dating back to 1972 models.

Priority Parts Ordering –

Coachmen provides a program for overnight parts shipment in critical repair situations.

Coachmen Caravan Camping Club™

Coachmen Caravan Camping Club is your ticket to making friends for life. Share old stories and make new, in the company of fellow Coachmen Caravan members. With the purchase of a Coachmen RV, you are invited to join the nation's largest manufacturer sponsored RV club with a **FREE 1st year basic membership or discounted Platinum membership.**

As part of the Coachmen Caravan family, you will receive incredible membership benefits that will help to ensure your safety and enjoyment throughout your RV experiences. Enjoy your Coachmen RV more with the Coachmen Caravan Camping Club.



Leader to the Great Outdoors®



Coachmen RV Company is a proven leader in the RV Industry with 40 years of experience. We are dedicated to providing a high quality, reliable, and innovative product backed by high quality service support. Our mission is simple...to meet and exceed your expectations and to make your total RV experiences memorable and enjoyable!

Coachmen RV Company...A Great Product, A Great Company, A Great Name!

Coachmen RV Company...Leader to the Great Outdoors

Colton RV & Marine
3122 Niagara Falls Blvd
North Tonawanda, NY 14120
(716) 694-0188
www.ColtonRV.com

Colton RV & Marine
3443 Southwestern Blvd.
Orchard Park, NY 14127
(716) 957-3250
www.Coltonrv.com



Coachmen Recreational Vehicle Company, LLC
P.O. Box 30, Middlebury, IN 46540
P.O. Box 948, Fitzgerald, GA 31750

Visit our website at: www.coachmenrv.com

©2004 Coachmen Recreational Vehicle Company, LLC -
All rights reserved. Litho in USA 7/04