



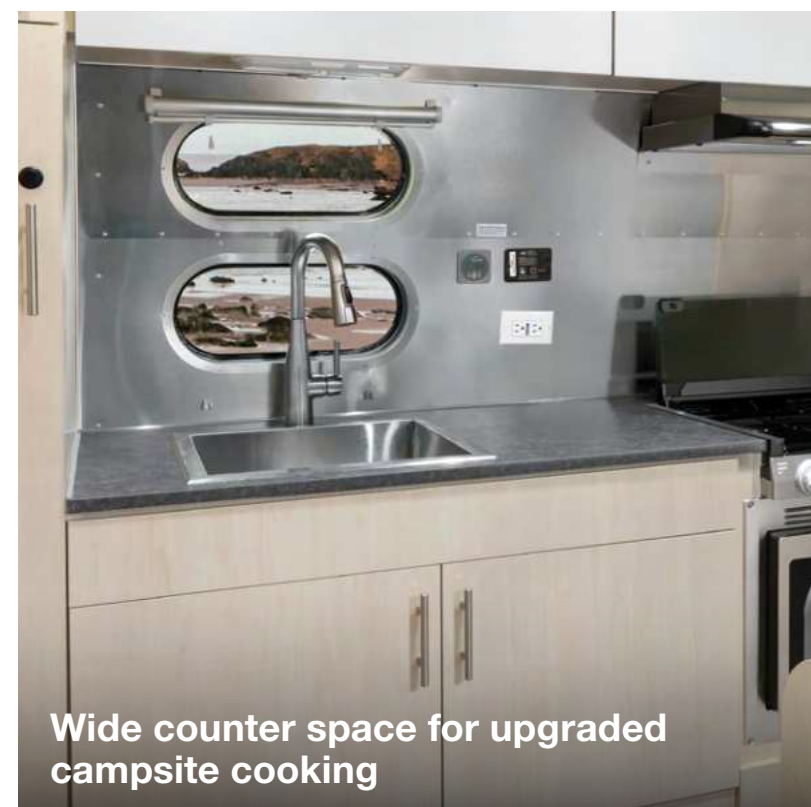
AIRSTREAM® Flying Cloud

2025 TRAVEL TRAILERS


About Flying Cloud

Family friendly and ready to start making your travel dreams come true, Flying Cloud is our most popular travel trailer line for a reason. More floorplans than any other Airstream model line mean more options to tailor it to your specific needs. From the Work from Anywhere setup in the 30FB Office and optional Standing Desk, Bunk, and Rear Hatch upgrades in the 25FB and 27FB models, Flying Cloud is packed with features that let you bring along the comforts of home and focus on making the most of your travel. Work, play, learn, and explore on the adventure of a lifetime in the Airstream Flying Cloud Travel Trailer.

- Seven floor plan options, from **23 feet to 30 feet** – the most of any Airstream model.
- Ultraleather® seating is **comfortable, durable, and easy to clean**.
- Dinettes and sofas convert easily into **expansive, additional sleeping areas**.
- **Handcrafted cabinetry** is built in-house with high-quality materials that stand the test of time.



Wide counter space for upgraded campsite cooking



Overhead storage throughout keeps gear secure and easily accessible








QuietStream™ ducted climate control quickly, quietly, and efficiently cools the cabin

Sunlit Maple with Seattle Mist Ultraleather®

“I love how the décor lets me decorate and add my own personality to the interior.”
JAMEELA FLYING CLOUD 25FB Owner



Cool gray upholstery and warm wood tones combine for an airy, open interior that lets in the light.

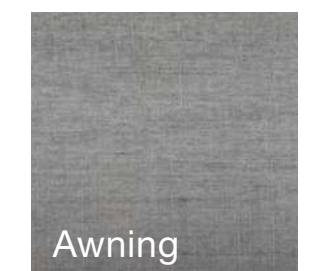






Sunlit Maple with Carolina Clay Ultraleather®

“So many windows! The natural light just pours in.” **THOMAS** FLYING CLOUD 28RB Owner



Earth tones in the upholstery balance the warm wood grain throughout, for a neutral color scheme you can put your own spin on.



Floor Plan Options

Queen or twin beds are optional on all floor plans.

“With 30 feet of space and a bunk in the back, our family of six has plenty of room to spread out comfortably. There’s nothing like taking the whole family on an adventure.”
MOLLIE AND JIM Flying Cloud 30FB Bunk Owner



23FB

23' 11"
LENGTH

2
AXLES

4
SLEEPS



25FB

26' 2"
LENGTH

2
AXLES

6
SLEEPS



27FB

28' 2"
LENGTH

2
AXLES

6
SLEEPS



28RB

28' 2"
LENGTH

2
AXLES

6
SLEEPS



30RB

31' 2"
LENGTH

2
AXLES

6
SLEEPS



30FB Bunk

31' 2"
LENGTH

2
AXLES

8
SLEEPS



30FB Office








31' 2"
LENGTH

2
AXLES

6
SLEEPS

Compare Floor Plans

A perennial favorite of Airstreamers everywhere, Flying Cloud offers something for every travel style. From solo travelers and couples looking to hit the road, to families ready to make memories that will last a lifetime, Flying Cloud is a travel dream come true. Explore this versatile lineup and learn why it's Airstream's most popular travel trailer line.

	Floor Plan Option	Exterior Width	Exterior Length	Sleeps	Hitch Weight	Base Weight (lbs.)	GVWR (lbs.)	Net Carrying Capacity (lbs.)	Fresh Water Tank (gal.)	Gray Water Tank (gal.)	Waste Water Tank (gal.)	Refrigerator (12v Electric)	Bed Configurations (in.)
	Flying Cloud 23FB	8'	23' 11"	4	500	5,000	6,000	1,000	37	37	17	6.8 cu. ft.	Queen (60" x 75") Twin* (34" x 80")
	Flying Cloud 25FB	8' 5.5"	26' 2"	6	860	5,650	7,300	1,650	39	39	39	8 cu. ft.	Queen (60" x 75") Twin* (34" x 80") OPT Bunk (31" x 86")
	Flying Cloud 27FB	8' 5.5"	28' 2"	6	850	5,950	7,600	1,650	39	39	39	8 cu. ft.	Queen (60" x 75") Twin* (34" x 80") OPT Bunk (31" x 86")
	Flying Cloud 28RB	8' 5.5"	28' 2"	6	860	5,900	7,600	1,700	39	37	35	8 cu. ft.	Queen (60" x 75") Twin* (34" x 80")
	Flying Cloud 30RB	8' 5.5"	31' 2"	6	900	6,600	8,800	2,200	53	36	36	9.7 cu. ft.	Queen (60" x 75") Twin* (34" x 80")
	Flying Cloud 30FB Bunk	8' 5.5"	31' 2"	8	900	6,700	8,800	2,100	53	40	35	9.7 cu. ft.	Queen (60" x 75") Twin* (34" x 80") Btm Bunk (54" x 76") Top Bunk (53" x 78")
	Flying Cloud 30FB Office	8' 5.5"	31' 2"	6	900	6,700	8,800	2,100	53	40	35	9.7 cu. ft.	Queen (60" x 75") Twin* (34" x 80") Desk (31" x 77")

Exterior Features

Timeless style, premium components, and hand-made craftsmanship combine to create the world's most iconic travel trailer. Named in honor of Airstream founder Wally Byam's love of the sea and inspired by an 19th century clipper ship, Flying Cloud is built for hitting the road in search of epic travel experiences. The curved shape of the riveted aluminum shell slips efficiently through the wind while expertly designed storage areas let you bring along all the gear your adventure requires.

[Explore more features the Flying Cloud has to offer](#)



1 Retractable Awning

Shade yourself from the sun and expand your living space



2 Exterior Storage

Exterior storage for cables, cords, hoses, and camping essentials




3 Rear-View Monitoring

Easily navigate into campsites




4 Air Conditioners

Efficiently cool the cabin and provide comfort



5 Optional Solar Panels

Harvest the energy of the sun for off-grid adventures



6 Rock Guards

Stainless steel rock guards and solar window protectors deflect road debris

Specifications

	23FB	25FB	27FB	28RB	30RB	30FB Bunk	30FB Office
Exterior Length	23 ft. 11 in.	26 ft. 2 in.	28 ft. 2 in.	28 ft. 2 in.	31 ft. 2 in.	31 ft. 2 in.	31 ft. 2 in.
Exterior Width	8 ft.	8 ft. 5.5 in.	8 ft. 5.5 in.	8 ft. 5.5 in.	8 ft. 5.5 in.	8 ft. 5.5 in.	8 ft. 5.5 in.
Interior Width	7 ft. 7 in.	8 ft. 1 in.	8 ft. 1 in.	8 ft. 1 in.	8 ft. 1 in.	8 ft. 1 in.	8 ft. 1 in.
Exterior Height with A/C	9 ft. 6.5 in.	9 ft. 7 in.	9 ft. 7 in.	9 ft. 7 in.	9 ft. 7 in.	9 ft. 7 in.	9 ft. 7 in.
Interior Height with A/C	6 ft. 6.5 in.	6 ft. 7 in.	6 ft. 7 in.	6 ft. 7 in.	6 ft. 7 in.	6 ft. 7 in.	6 ft. 7 in.
Hitch Weight with LP & Batteries (lbs.)	500	860	850	860	900	900	900
Unit Base Weight with LP & Batteries (lbs.)	5,000	5,650	5,950	5,900	6,600	6,700	6,700
Maximum Trailer Capacity GVWR (lbs.)	6,000	7,300	7,600	7,600	8,800	8,800	8,800
Net Carrying Capacity (lbs.)	1,000	1,650	1,650	1,700	2,200	2,100	2,100
Fresh Water Tank (gal.)	37	39	39	39	53	53	53
Gray Water Tank (gal.)	37	39	39	37	36	40	40
Waste Water Tank (gal.)	17	39	39	35	36	35	35
Inverter; 12V-110V	2000W	2000W	2000W	2000W	2000W	2000W	2000W
30 AMP Service Single Ducted A/C with Heat Pump (BTU)	13,500	15,000	15,000	15,000	15,000	15,000	15,000
50 AMP Service Dual Ducted A/C with Heat Pump (BTU)	—	OPT 13,500	OPT 13,500	OPT 13,500	STD 13,500	STD 13,500	STD 13,500
Ducted Furnace (BTU)	18,000	30,000	30,000	30,000	30,000	30,000	30,000
Solar Charging System with Interior Monitor	OPT 300W	OPT 300W	OPT 300W	OPT 300W	OPT 300W	OPT 300W	OPT 300W
Heated Lithium Batteries with Remote Monitoring (only available w/ solar options)	OPT 200Ah	OPT 200Ah	OPT 200Ah	OPT 200Ah	OPT 200Ah	OPT 200Ah	OPT 200Ah
Refrigerator w/ Freezer (12V Electric)	6.8 cu. ft	8 cu. ft	8 cu. ft	8 cu. ft	9.7 cu. ft.	9.7 cu. ft.	9.7 cu. ft.
LP Gas Stove and Oven (Burners)	3	3	3	3	3	3	3
Convection Microwave (*Replaces LP Oven)	OPT*	OPT*	OPT*	OPT*	OPT*	OPT*	OPT*
Microwave (*N/A with Convection Option Selected)	—	—	—	—	STD*	STD*	STD*
Interior Windows & Skylights	12	17	18	19	21	19	20
Bedroom Configurations (*Replaces Queen)	Queen 60" x 75" Twin* 34" x 80"	Queen 60" x 75" Twin* 34" x 80" OPT Bunk 31" x 86"	Queen 60" x 75" Twin* 34" x 80" OPT Bunk 31" x 86"	Queen 60" x 75" Twin* 34" x 80"	Queen 60" x 75" Twin* 34" x 80"	Queen 60" x 75" Twin* 34" x 80" Lower Bunk 54" x 76" Upper Bunk 53" x 78"	Queen 60" x 75" Twin* 34" x 80" Desk 31" x 77"
Convertible Dinette, Lounge and Bed	39" x 76"	40" x 96"	40" x 96"	41" x 76"	43" x 76"	43" x 76"	43" x 76"
Sleeping Capacity	Up to 4	Up to 6	Up to 6	Up to 6	Up to 6	Up to 8	Up to 6



Exterior Features

Semi-Monocoque Aluminum Superstructure	STD
Fluorocarbon Treated UV Protected Aluminum Exterior	STD
Temperature Reducing One Piece White Aluminum Roof	STD
Thermal Barrier Protection Between Interior and Exterior	STD
Seamless Composite Flooring	STD
Handcrafted Welded Extruded Aluminum Window Frames	STD
Tempered Tinted Windows with Double Cam Latching System	STD
Manual ZipDee® Patio Awning with Sunbrella® Fabric	STD
ZipDee® Rear & Roadside Window Awning with Sunbrella® Fabric	OPT
LED Dimmable Patio Awning Light	STD
Polished Bumper with Storage	STD
LP (2 – 30 lb. Steel Tanks) with auto 2-stage regulator	STD
Aluminum Removable LP Cover	STD
Multi-Stage Converter with Auto Detect Features	STD
Exterior LP Gas Low Pressure Grill Connection	STD
Solar Front Window Protection	STD
Stainless Steel Front Stone Guard Protection	STD
Exterior Shower with Hot & Cold Water	STD
Lockable Fresh Water Tank Inlet	STD
City Water Inlet with Water Pressure Regulator	STD
Waste Tank Flush Inlet	STD
Hand Painted Chassis	STD
Torsion Axle with Shock Absorbers	STD
Powered Hitch Jack with Light	STD
4 Manual Heavy Duty Stabilizer Jacks	STD
Goodyear® Endurance® ST225/75R15 Tires, Balanced	STD
Stylized Aluminum Wheels	STD
Nev-R-Lube® Sealed Bearings	STD
Nev-R-Adjust® Brakes	STD
Spare Tire – Full Size	STD
Solar Pre-wire (Rooftop & Front Access Points)	STD
300W Solar Charging System with Interior Monitor	OPT

Lithium Batteries (2) 100Ah (only available with solar options)	OPT
SmartPlug® 30 Amp Shore Power Inlet w/ Cord (50 Amp w/ Dual AC)	STD
SmartPlug® TV & Internet Inlets (Coax and Ethernet)	STD
Rear View Monitoring System	STD
Dedicated Waste Hose Storage	STD
Custom Aluminum Handcrafted 26 in. Wide Entry Door with Window	STD
Aluminum Entry Door Handle	STD
Unique Front Door Key with Heavy Duty Deadbolt	STD
Cast Aluminum Door Hinges	STD
Airstream Custom Aluminum Entry Step	STD
Aluminum Rear Hatch with Screen (25FB and 27FB only)	OPT
LED Entrance Light	STD
LED Tank Service Light	STD
LED Storage Compartment Light	STD
Cast Aluminum LED Tail Lights	STD
License Plate Bracket with LED Light	STD
Enclosed Aluminum Insulated Heated Underbelly	STD
Internally Routed A/C Condensation Drain Line to Wheel Well	STD

Interior Features

Complete Aluminum Interior Walls and Ceiling	STD
Quietstream™ A/C with Heat Pump & Electronic Thermostat	STD
Exhaust Fan with Thermostat & Automatic Rain Sensor	STD
Probeless Tank Monitoring System	STD
Premium Environmental Friendly Insulation	STD
Handcrafted Aluminum Screen Door with Guards	STD
Panoramic Front Windows with Blackout Shades	STD
Handcrafted Marine-Grade Lite-Ply Laminated Cabinetry	STD
Seamless Vinyl Flooring	STD
LED Interior Lighting with Dimmer	STD
Overhead Storage with Soft Close Hinges	STD
Tankless On Demand LP Water Heater	STD
Inverter; 2000W 12V-110V	STD
Coat & Key Hooks	STD

Airstream Connected Pre-wire	STD
Bring Your Own Device HDMI Connectivity	STD
12v USB-A and USB-C Ports	STD
Pop Up 110v USB and Standard Outlets (Office Only)	STD

Galley, Dinette, and Lounge Features

3 Burner Stove and Oven (LP Gas)	STD
Baraldi® Cooking Vent with Light	STD
Adjustable Powered Desk/Work Area with Chair	OPT
Laminate Galley Top	STD
Stainless Steel Sink	STD
Laminate Dinette Top	STD
Ultraleather® Lounge and Dinette Seating	STD
Dinette Converts to a Lounge & Sleeping Accommodations	STD
Pull out Lounge for Sleeping Accommodations (Models with Lounge)	STD
Flatware Organizer	STD
JL Audio® Stereo with Bluetooth® Connectivity and 4 Speakers	STD
Surround Sound and Subwoofer	STD
27” 12V DC Smart TV with Bluetooth® (N/A 23FB)	STD*
Aluminum Roller Blinds	STD
Delta® Faucet	STD

Bedroom Features

Choice of Either Queen or Twin Beds	STD
Front Cross Bunk Bed; Ladder only available w/ Twin (25FB 27FB only)	OPT
Pillow Top Memory Foam Mattress	STD
Quilted Bedspread	STD
Decorative Throw Pillows	STD
Sleeping Pillows	STD
Reading LED Lights	STD
Under Bed Storage	STD
Overhead Storage with Heavy Duty Hinges	STD
Wardrobe with Hanging Bar	STD
24” 12V DC Smart TV with Bluetooth®	STD
Blackout Curtain(s)	STD

Bathroom Features

Removable Hand Held Shower Head with Shut Off	STD
Porcelain Toilet	STD
Lavy Sink	STD
Roof Vent/Fan	STD
Towel Bar/Ring	STD
Retractable Clothes Line in Shower	STD
Delta® Faucet	STD

Additional Features

Airstream Logo Entrance Mat	STD
Fire Extinguisher	STD
Emergency Manual Crank for Powered Hitch Jack	STD
LP, Smoke & Carbon Monoxide Detectors	STD
Built In Winterization Kit	STD
TRA Certified Green: Emerald Status (Highest Rating)	STD
3 Year Airstream Limited Warranty (Transferable)	STD
3 Year 24/7 Coach-Net® Roadside Assistance	STD
1 Year Airstream Club Explorer Membership	STD

* N/A in 23FB

More Information

With more floor plans than any other Airstream, Flying Cloud is already one of the most versatile model lines we offer.

Expanded optional features allow owners to tailor their Flying Cloud to their particular needs with extra sleeping space, rooftop solar panels, additional window awnings, and the popular rear hatch option.

- Optional front bunk adds extra sleeping space for little ones and convenient, accessible storage when not in use.
- Optional rear hatch opens to allow for easy gear loading and unloading. Bring along bikes, kayaks, and everything else your travel requires.


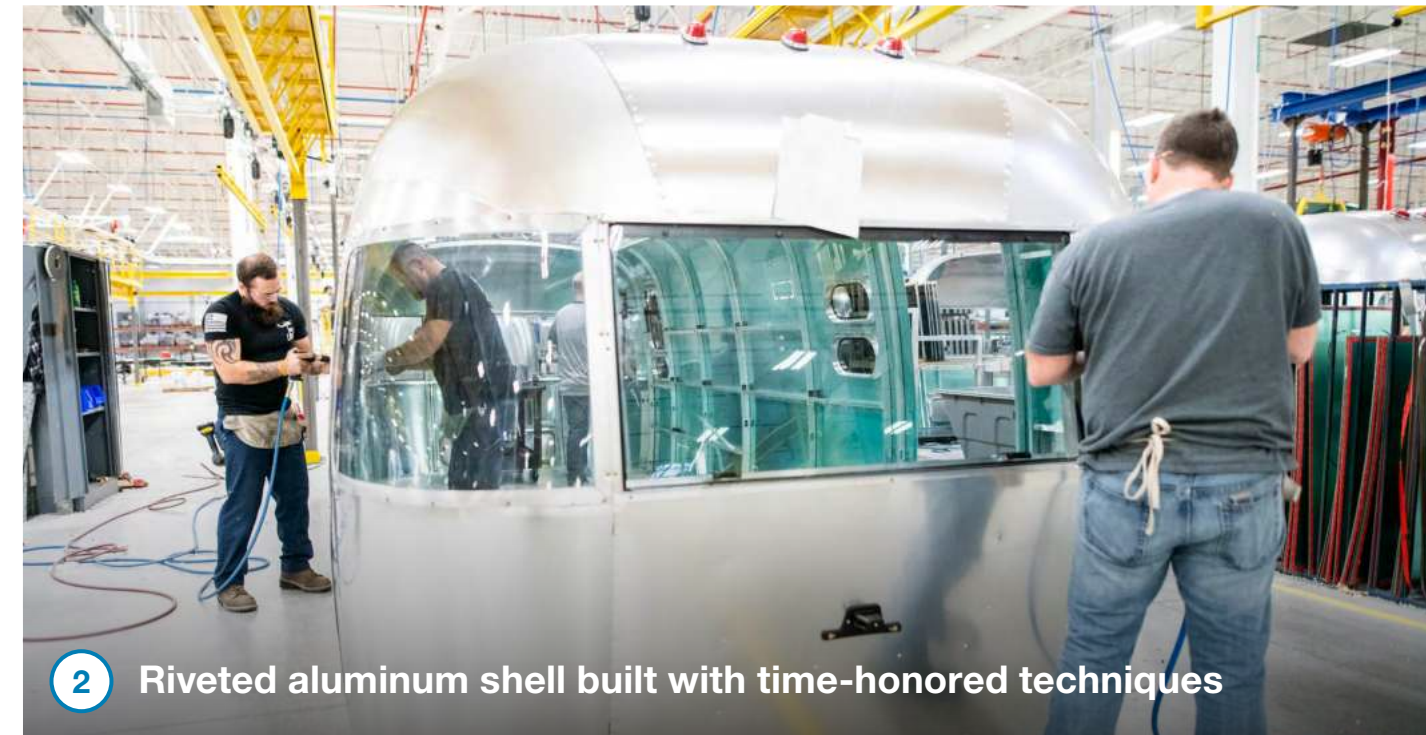


How It's Made

Informed by more than 90 years of quality craftsmanship and expert design, Airstream travel trailers are hand-made in Jackson Center, Ohio. Only the best materials are used – from seamless, waterproof composite flooring, to the hardware and finishes we use to build our cabinetry, to the rivets and aluminum that form the shell. In building our world-famous travel trailers, we rarely do things the easy way. That's why an Airstream travel trailer can last a lifetime – or more – and be passed down from generation to generation for years of enjoyment.

[Schedule a factory tour.](#)

[Find your local dealer.](#)





Colton RV & Marine
 3122 Niagara Falls Blvd
 North Tonawanda, NY 14120
 (716) 694-0188
 www.ColtonRV.com

Colton RV & Marine
 3443 Southwestern Blvd.
 Orchard Park, NY 14127
 (716) 957-3250
 www.Coltonrv.com

AIRSTREAM®

1001 West Pike
 Street, P.O. Box 629
 Jackson Center, OH
 45334 USA
 937-596-6111

www.airstream.com



Product information, specifications, and photography in this brochure were as accurate as possible at time of printing. Photographs may contain some features that are optional on your vehicle.

Since we continually strive to improve our products, actual products may differ. Prices and specifications are subject to change without notice. All capacities are approximate and dimensions are nominal. Some features or options may be different or unavailable in other countries.

WARNING – The recreational vehicle weight must remain within the manufacturer's specified chassis weight limit. Do not overload the recreational vehicle through the addition of water, options, cargo or otherwise. Your safety depends on not overloading the trailer, axles, and tires.

AIRSTREAM®, the Airstream travel trailer trade dress, and all related model names, slogans, logos, trade dress, and trademarks are owned or used under license by Airstream, Inc. All other trademarks are owned by their respective owners.

All content and images
 © Airstream 2024