



SPORTTREK TOURING EDITION

Luxury Travel Trailers

Colton RV
3122 Niagara Falls Blvd
North Tonawanda, NY 14120
(716) 694-0188
www.ColtonRV.com

Colton RV
3443 Southwestern Blvd.
Orchard Park, NY 14127
(716) 957-3250
www.Coltonrv.com



Designed for campers, by campers.

SPORTTREK TOURING EDITION

The SportTrek Touring line of luxury travel trailers offers thoughtful new features and fresh, elegant design elements inspired by people who love camping.

Touring's kitchens are elegant, yet functional, and exhibit all the features of your home kitchen. Island units boast a small appliance cubby, and all offer generous storage, skylights with shades, tilt-out utility tray and waste basket storage. (STT343VIK shown)



Bedrooms offer wood privacy door(s), storage galore, upgraded foam mattress, USB and 110V access above the bed, and TV/Satellite connections. In addition, two gas struts assist in lifting the bed to access under-bed storage. (STT343VIK shown)

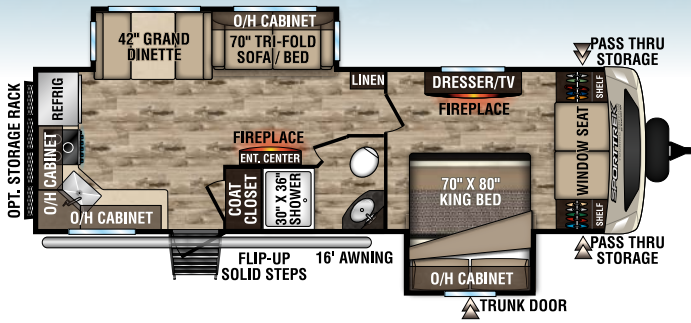


SportTrek Touring STT333VFK, shown in Biscayne Décor, highlights how much room Touring offers. The hide-a-bed sofa is easy to use, and pair of theater seats offer unequalled comfort.

SportTrek Touring STT343VIK, shown in Acadia Décor, boasts an island kitchen and extremely comfortable seating accommodations.



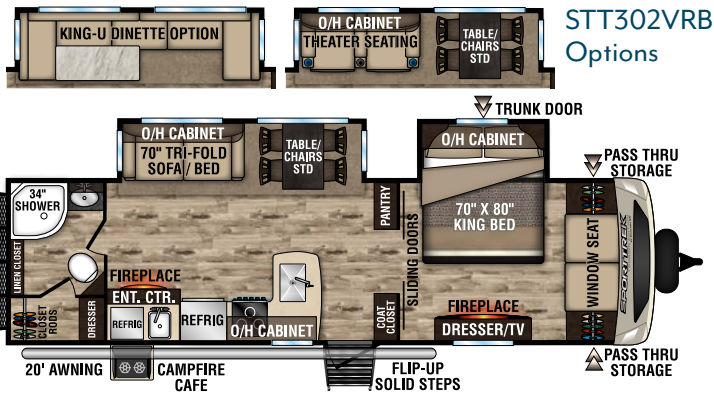
Floorplans



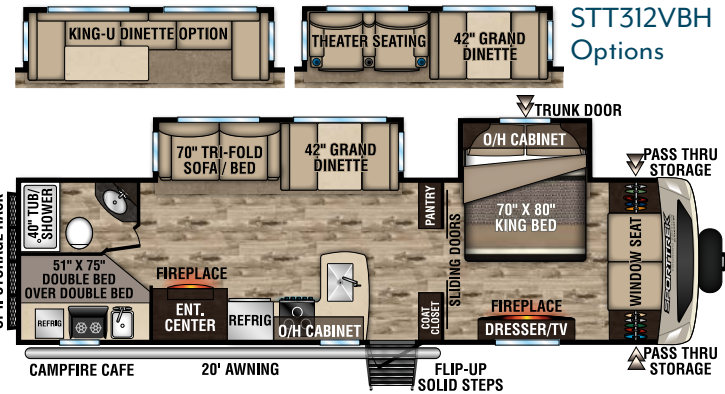
STT272VRK | 7,290 UVW | 31' 9" LENGTH | SLEEPS 6



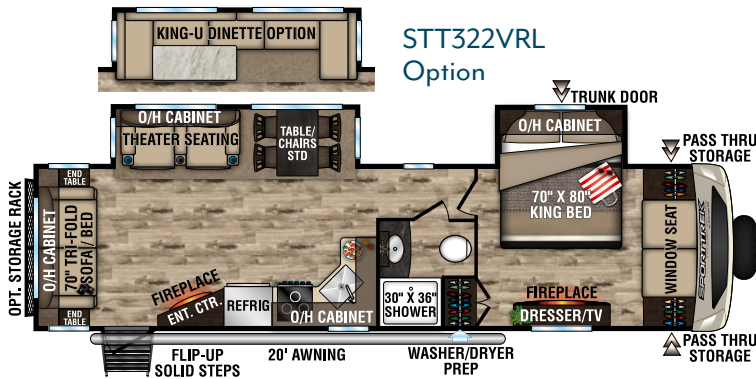
STT293VRK | 7,640 UVW | 32' 11" LENGTH | SLEEPS 4



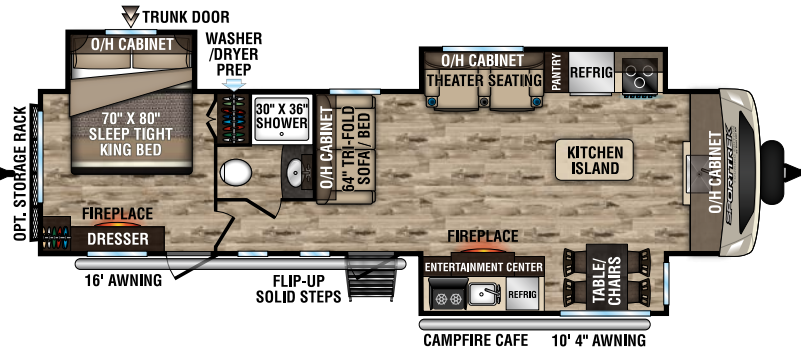
STT302VRB | 7,490 UVW | 33' 6" LENGTH | SLEEPS 4



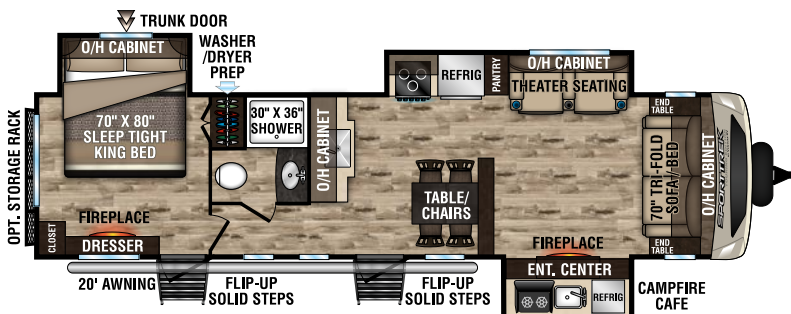
STT312VBH | 7,590 UVW | 34' 11" LENGTH | SLEEPS 10



STT322VRL | 7,610 UVW | 35' 11" LENGTH | SLEEPS 4



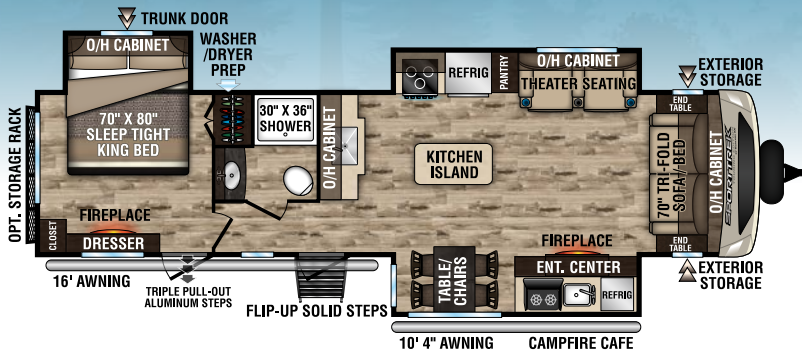
STT333VFK | 8,770 UVW | 36' 11" LENGTH | SLEEPS 4



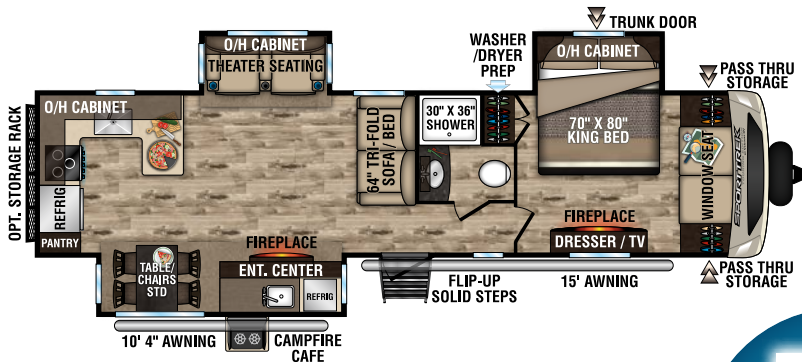
STT333VFL | 8,620 UVW | 36' 11" LENGTH | SLEEPS 4



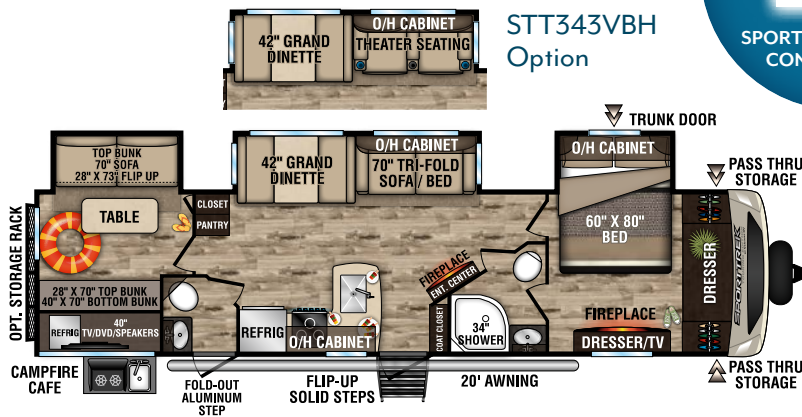
Floorplans



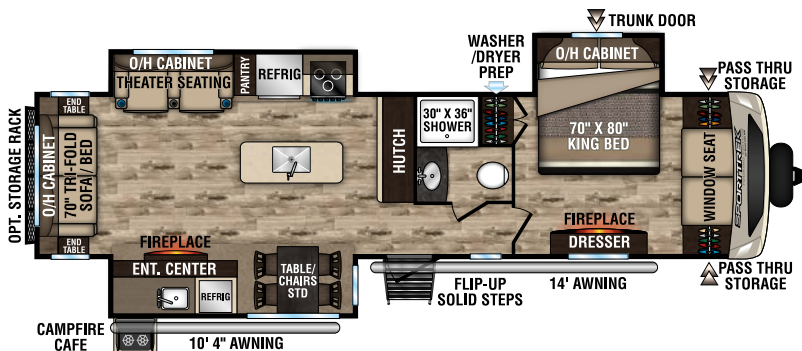
STT333VMI | 8,820 UVW | 36' 11" LENGTH | SLEEPS 4



STT336VRK | 8,790 UVW | 37' 8" LENGTH | SLEEPS 4



STT343VBH | 8,930 UVW | 37' 11" LENGTH | SLEEPS 12



STT343VIK | 8,950 UVW | 37' 8" LENGTH | SLEEPS 4



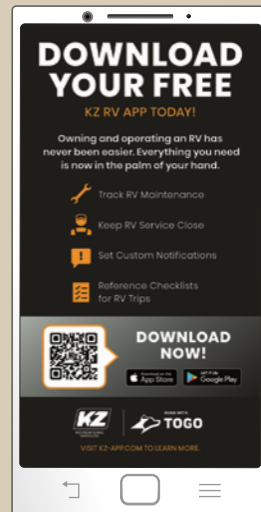
SPORTTREK TOURING CONSTRUCTION



SportTrek Touring's Weather Shield features a radiant foil barrier, forced heat, enclosed underbelly, enclosed gate valves and reflective PVC roof membrane with limited 15-year warranty.



LevelMate PRO lets you level your unit on the first try! This option calculates and displays the height required to achieve a perfectly level position. An arrow is displayed to indicate where the height needs to be added, further simplifying what has traditionally been time consuming guesswork. Simply level, using the height indicated and when the red level indicator turns green, you're done!



The KZ RV app...

- ✓ Helps with trip planning
- ✓ Provides handy checklists, so you don't forget anything
- ✓ Keeps track of maintenance and service
- ✓ Sends smart notifications
- ✓ Includes digital owner's manuals
- ✓ Features brand-specific news and updates

Interior Features



Designer 3-panel slider doors. (Standard on 302VRB, 312VBH)



Cozy X2 – standard 30-inch bedroom fireplace produces 5,000 BTUs of electric heat, plus an additional standard 30-inch living room fireplace provides ambience throughout the trailer.



Elegant Art Deco light fixture.



Overhead storage above entertainment center offers the most storage in its class.



Residential-style wood dining room table and chairs, including two with storage seats



Cubby on each side of the window seat w/110V outlet.



One-piece hide-a-bed is easy and comfortable, whether used as a sofa or a bed (VBF).



Safe Tek Box hidden charging station and valuables storage.



Flush-mounted stove w/glass cover.



Master bedroom features window-seat bench storage, and under-bed storage.



Theater seats recline individually, with heat, massage and LED accent features (VBF).



Sink cover drains food and dishes, and rolls out of the way for sink use.



Extra-large pots and pans storage drawer.



Washer/Dryer hookup. (Standard on 293VRK, 322VRL, 333VFK, 333VFL, 336VRK, 343VIK)




Full-extension ball bearing drawer glides.

Exterior Features



One-piece full fiberglass painted front cap includes integrated tinted high-end automotive glass front window, which provides privacy and panoramic views.



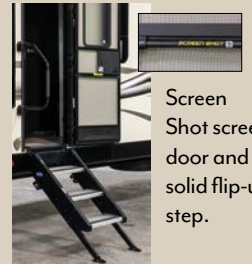
Frameless, tinted windows w/optional dual-pane windows provide soundproofing and added insulation.



Outside shower with hot/cold water.



4 power stabilizer jacks, each with its own independent motor.



Screen Shot screen door and solid flip-up step.



The Campfire Café outside kitchen is standard on the 343VBH, and includes a 40" TV on swing arm,

DVD player, radio, 2 marine-style speakers, refrigerator, pullout 2-burner cooktop, and sink with hot/cold water (343VBH).



This Campfire Café outside kitchen includes large refrigerator, pullout cooktop, sink with hot and cold water and tons of storage areas. It's standard on the 293VRK, 333VFK, 333VFL, and the 343VIK.



The 312VBH Campfire Café features a refrigerator, pullout drawer w/2-burner cooktop, sink with hot and cold water and an easy attachment hose that snaps in for cleaning assistance.



This CampFire Café is standard on the 302VRB, and includes a refrigerator, sink and pullout cooktop.

Standards & Options

Living Room/Kitchen

- Flush-Mount Interior Speakers
- Freestanding Table & 4 Chairs (varies by F/P)
- Islands Feature Small Appliance Storage
- Overhead Cabinet Storage in Slideout
- Skylight w/Shade
- Tilt-Out Utility Tray
- Waste Basket Storage

Bath

- Brushed Nickel Faucet
- Linen Closet (floorplan specific)
- Mirrored Medicine Cabinet
- Power Vent
- Skylight
- Stainless Steel Sink

Bedroom

- (2) Gas Struts for Under-Bed Storage
- Overhead Cabinets in Bedroom & Slideouts
- TV & Satellite Connections
- Upgrade Foam Mattress
- USB/110V Outlet above Bed
- Window Seat Storage (Most Models)
- Wood Privacy Door(s)

Exterior/Construction Features

- (2) Marine-Grade Exterior Speakers
- Cable/Satellite Connection (2 locations)
- Deep Slides w/Colored Slideout Ends
- EZ Access® LP Tank Cover
- Flush-Floor Main Slideout
- Gutter w/Downspouts
- Gutters above Slideouts
- Keyed Alike Key System
- Large Assist Grab Handle
- Omnidirectional Digital Antenna Receiver
- Self-Adjusting Brakes
- Wide-Trek® Axles

Weather-Shield Package (Mandatory)

- 360° Radiant Foil Barrier
- Dicor PVC Roof Material
- Enclosed Gate Valves
- Enclosed Underbelly
- Forced heat

Touring Package (Mandatory)

- 5/8" Tongue & Groove Plywood Floor Decking
- 3-Burner Hi-Output Range w/Flush-Mount Glass Cover
- 6-Gallon Gas/Electric DSI Water Heater
- 8 CU FT Refrigerator
- 15K BTU A/C
- 50 Amp Service w/2nd A/C Prep
- 72" Slideout Height
- 82" Interior Ceiling
- Automotive Panoramic Front Window
- Battery Disconnect
- Black Tank Flush System
- Exterior Shower w/Hot & Cold Water
- EZ Lube Hubs
- Flip-up Solid Step
- Friction Hinge Entry Door
- Full-Extension Ball Bearing Drawer Guides
- HDMI Bluetooth Stereo AM/FM/DVD/CD/MP3
- Interior Entry Door Motion Light
- LED Lighted Power Awning
- Marine Grade Detachable Power Cord
- Microwave
- Mountain Walnut Interior Wood
- NXG Huck Bolt Frame
- Pass-thru Motion Light
- Pearl Infused Exterior Fiberglass
- Prewired for Furrion Solar and Backup Camera
- Rear Ladder

- Safe-Tek Hidden Storage w/Charging Center
- Stabilizer Accent Lighting
- Undermount Spare Tire
- Walkable Roof
- Window Seat (most models)

Exterior Luxury Package (Mandatory)

- (4) BAL Independent Electric Stabilizer Jacks
- 15" Radial Tires w/Highly-Polished Aluminum Rims
- 30 LB LP Tanks
- Frameless Tinted Windows
- Lighted Power Tongue Jack
- Painted Fiberglass Front Cap w/Integrated LED Light
- Screen Shot Screen Door
- Slam-Latch Baggage Doors with Magnetic Catches
- Upgraded Graphics Package
- Venture Bottle Opener & Doggie Tie Down

Interior Luxury Package (Mandatory)

- (2) 30" Frameless Fireplaces
- Chair Rail
- Deluxe Tri-Fold Sofa & Theater Seats (varies by F/P)
- Designer Valances with Fabric Night Shades
- King Bed Master Suite (where available)
- Porcelain Foot Flush Toilet
- Quilted Comforter w/Pillow shams
- Residential Carpet
- Solid Hardwood Cabinet Doors & Drawer Faces
- Solid-Surface Kitchen Countertops
- Stainless Steel Pull Down Faucet
- Upgrade Mattress
- Washer/Dryer Prep (VBF)

- Wood Plank Linoleum Flooring with 7-Year Cold-Crack Warranty

Level Mate Pro (Mandatory)

- Venture Exclusive Wireless RV Leveling Systems

1.2 Elite Package (Optional)

- 40" or 50" LED TV w/Swing Arm
- Cargo Tray/Bike Rack
- Designer Inspired Comforter w/Pillow Package
- Entry Door w/Clearview Window
- HDMI/DVD w/5.1 USB Charger
- King WIFI Prep
- Large Single Bowl Stainless Steel Undermount Sink w/Dish Drying Rack
- Lighted Backsplash
- Oval Stainless Steel Bathroom Sink
- Venture LevelMate PRO System
- Western Pine Board Accent Walls

Options

- 2nd A/C
- 40" TV w/Swing Arm Bracket (302VRB, 312VBH, 322VRL, 343VBH)
- 50" TV w/Swing Arm Bracket
- Booth Dinette
- Cargo Tray (prep Standard)
- Dual Pane Windows
- Furrion Observation/Backup Camera
- King "U" Sofa (N/A 293VRK, 333VFK, 333VFL, 336VRK, 343VBH, 343VIK)
- Maxx Air Fan in Bedroom
- Outside Garage In Place of Outside Kitchen (333VFK, 333VFL, 336VRK, 343VIK)
- Swing-Away Bumper Mount Grill
- Table & Chairs
- Theater Seating IPO Trifold (293, 302, 312)
- Upgrade Mattress

TRAVEL TRAILERS	STT272VRK	STT293VRK	STT302VRB	STT312VBH	STT322VRL	STT333VFK	STT333VFL	STT333VMI	STT336VRK	STT343VBH	STT343VIK
UVW (Unloaded Vehicle Weight)*	7,290	7,640	7,490	7,590	7,610	8,770	8,620	8,820	8,790	8,930	8,950
Dry Hitch Weight*	930	760	960	1,080	1,020	1,200	1,250	1,220	1,230	1,190	1,170
Dry Axle Weight*	6,360	6,880	6,530	6,510	6,590	7,570	7,370	7,600	7,560	7,740	7,780
NCC (Net Carrying Capacity)	1,975	1,540	1,790	1,750	1,700	2,230	2,405	2,190	2,225	2,065	2,035
Interior Height	82"	82"	82"	82"	82"	82"	82"	82"	82"	82"	82"
Exterior Height with A/C	11' 4"	11' 4"	11' 4"	11' 4"	11' 4"	11' 6"	11' 6"	11' 6"	11' 6"	11' 6"	11' 6"
Exterior Width	96"	96"	96"	96"	96"	96"	96"	96"	96"	96"	96"
Exterior Length	31' 9"	32' 11"	33' 6"	34' 11"	35' 11"	36' 11"	36' 11"	36' 11"	37' 8"	37' 11"	37' 8"
Refrigerator (Cubic Feet)	8	8	8	8	8	8	8	8	8	8	8
Water Heater Capacity (Gal. G/E w/DSI)	6	6	6	6	6	6	6	6	6	6	6
Fresh Water Capacity (Gallon)	51	51	51	51	51	51	51	51	51	51	51
Black Water Capacity (Gallon)	32	32	32	32	32	32	32	32	32	64	32
Gray Water Capacity (Gallon)	64	64	64	32	32	64	32	32	64	64	32
LP Gas Capacity (Lbs.)	60	60	60	60	60	60	60	60	60	60	60
Furnace BTUs (1,000s)	30	30	30	30	30	30	30	30	30	30	30
Tire Size	15"	15"	15"	15"	15"	15"	15"	15"	15"	15"	15"
Awning	16'	16'	20'	20'	20'	16'/10' 4"	20'	16'/10' 4"	15'/10' 4"	20'	14'/10' 4"

*This weight reflects the rolling average unit weight for each model. Your trailer weight will vary according to optional equipment.



985 N 900 W | Shipshewana, IN 46565 | www.venture-rv.com

Due to continual research and advances, manufacturer reserves the right to change specifications, design, price and equipment without notice, and assumes no responsibility for any error in this literature. Some items shown are not included as standard or optional equipment.

©2019 Venture | 1/10/20 | 30M

