



**AIRSTREAM**® Trade Wind™

2025 TRAVEL TRAILERS

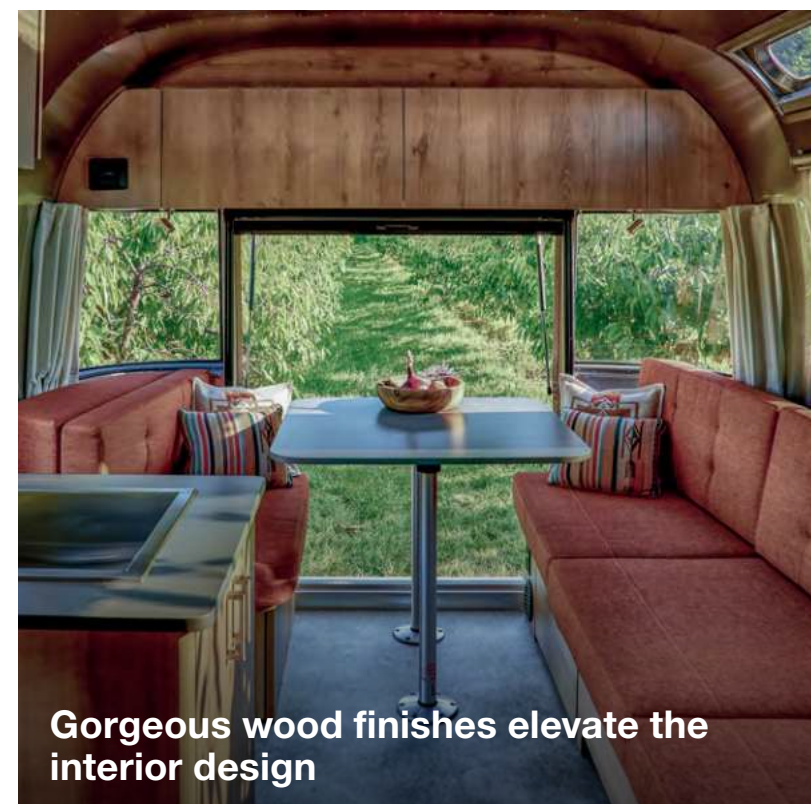
# About Trade Wind™

Go farther and stay longer with the all-new Airstream Trade Wind™ Travel Trailer. Featuring increased battery and solar capability, three inches of additional ground clearance, water-conservation features, and more, Trade Wind untethers you from traditional campsites and lets you explore deeper into the natural world. Trade Wind is a vision for the future of camping, with freedom to choose where your adventure leads – whether on or off the grid.

## The Freedom of Power Comes Standard

- Three 270Ah lithium Battle Born batteries provide **ample power wherever you go** – enough to run the air conditioner when you're far from shore power.
- Fully inverted with 3000W capacity, enabling device charging, high-power appliances, and **long-term boondocking without traditional hookups**.
- **Off-grid capable design** features a 3-inch lift kit for added clearance and rugged tires for tackling rough terrain.
- Keep batteries topped off with **500W-600W of rooftop solar panels**.

[Explore more features Trade Wind has to offer](#)



Gorgeous wood finishes elevate the interior design



Textured seating fabric looks as good as it feels




Optional Rear Hatch lets you load gear and enjoy al fresco dining

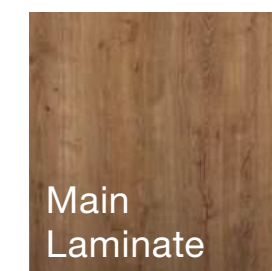
# Fieldstone



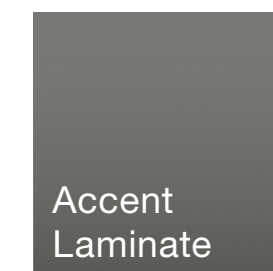
Oak laminate on the walls balanced with the cool Fieldstone gray cushions creates an inviting interior accented by soft orange and indigo blue in the soft goods.



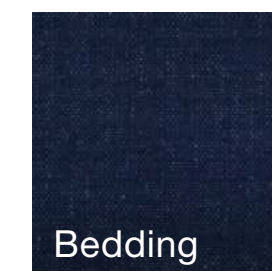
Seating




Main Laminate



Accent Laminate



Bedding


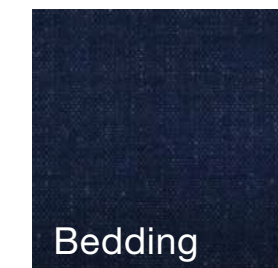
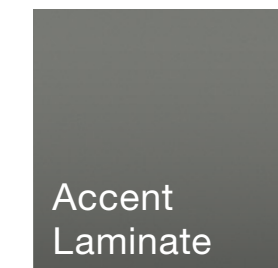
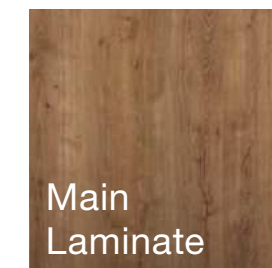



Flooring

# Terracotta



Bold clay tones in the seating fabrics are contrasted against the cool concrete pattern in the flooring, soft textures in the accent pillows, and indigo blue bedding fabric.



# Floor Plan Option

Queen or twin beds are optional on all floor plans



23FB

Base Weight: 5,650 lbs  
Exterior Length: 23' 11"



25FB

Base Weight: 6,300 lbs  
Exterior Length: 26' 2"

Available in our most efficient floorplans, Trade Wind's 23FB and 25FB configuration offers space to lounge, a primary bedroom, bathroom with shower and a versatile dinette that converts to additional sleep space.



# Compare Floor Plans

“ We love the newfound freedom of off grid adventures, without sacrificing comfort. The convenience is unparalleled!  
**SUSAN AND GREG** TRADE WIND 25FB Owners

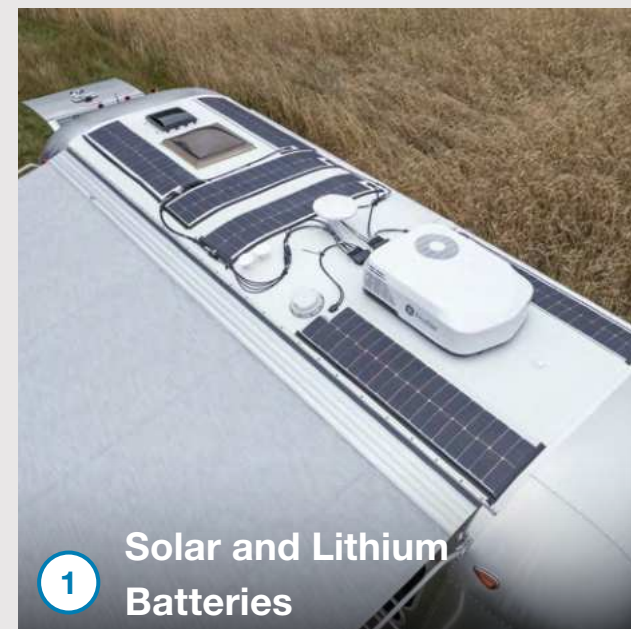
	Floor Plan Option	Exterior Width	Exterior Length	Sleeps	Hitch Weight	Base Weight (lbs.)	GVWR (lbs.)	Net Carrying Capacity (lbs.)	Fresh Water Tank (gal.)	Gray Water Tank (gal.)	Waste Water Tank (gal.)	Refrigerator (12v Electric)	Ducted Furnace (BTU)
	Trade Wind 23FB	8'	23' 11"	4	600	5,650	6,300	725	37	37	17	8 cu. ft.	18,000
	Trade Wind 25FB	8' 5.5"	26' 2"	5	725	6,300	7,600	1,300	39	39	39	8 cu. ft.	30,000



# Exterior Features

Under the surface, Trade Wind is a revolutionary new Airstream travel trailer with more power than ever before. But from the outside, Trade Wind features Airstream's iconic riveted aluminum style – plus all the features that help make your travel dreams come true. Rock guard protection, three additional inches of ground clearance, and rear-view cameras help protect your investment while you navigate your adventure, and air conditioning ensures you have a comfortable stay. The optional Rear Hatch lets you load bikes, fishing poles – even a kayak or two – and provides incredible views (and ample breezes) while eating at the dinette.

[Explore more features the Trade Wind has to offer](#)



Harvest the abundant and free power of the sun for off-grid adventures



Stay cool with an A/C powered by the onboard batteries




Stainless steel rock guards and solar window protection deflect road debris



Easily navigate into campsites and keep an eye on traffic while towing




A 3-inch lift kit makes it easier to navigate beyond the pavement



Load gear and enjoy al fresco dining with the pull-down screen

# Specifications

	<b>23FB</b>	<b>25FB</b>
Exterior Length	23 ft. 11 in.	26 ft. 2 in.
Exterior Width	8 ft.	8 ft. 5.5 in.
Interior Width	7 ft. 7 in.	8 ft. 1 in.
Exterior Height with A/C and Lift Kit	9 ft. 10.5 in.	10 ft.
Interior Height with A/C	6 ft. 6.5 in.	6 ft. 7 in.
Hitch Weight with LP & Batteries (lbs.)	600	725
Unit Base Weight with LP & Batteries (lbs.)	5,650	6,300
Maximum Trailer Capacity GVWR (lbs.)	6,300	7,600
Net Carrying Capacity (lbs.)	725	1,300
Fresh Water Tank (gal.)	37	39
Gray Water Tank (gal.)	37	39
Waste Water Tank (gal.)	17	39
Inverter; 12V-110V	3000W	3000W
30 AMP Service Single Ducted Soft Start A/C with Heat Pump (BTU)	13,500	15,000
Ducted Furnace (BTU)	18,000	30,000
Solar Charging System with Interior and Remote Monitoring	500W	600W
Internal Heated Lithium Battery Bank	810Ah	810Ah
Refrigerator w/ Freezer (12V Electric)	8 cu. ft.	8 cu. ft.
LP Gas Stove and Oven (Burners)	3	3
Convection Microwave (*Replaces LP Oven)	OPT*	OPT*
Interior Windows & Skylights	12	16
Bedroom Configurations (*Replaces Queen)	Queen 60" x 75" Twin* 34" x 80"	Queen 60" x 75" Twin* 34" x 80"
Convertible Dinette to Additional Sleeping	76" x 39"	96" x 40"
Sleeping Capacity	Up to 4	Up to 5





# Exterior Features

Semi-Monocoque Aluminum Superstructure	STD
Fluorocarbon Treated UV Protected Aluminum Exterior	STD
Temperature Reducing One Piece White Aluminum Roof	STD
Thermal Barrier Protection Between Interior and Exterior	STD
Seamless Composite Flooring	STD
Handcrafted Welded Extruded Aluminum Window Frames	STD
Tempered Tinted Windows with Double Cam Latching System	STD
Manual ZipDee® Patio Awning	STD
ZipDee® Rear & Roadside Window Awning	OPT
LED Dimmable Patio Awning Light	STD
Polished Bumper with Storage	STD
Lockable Tool Compartment	STD
LP (2 – 30 lb. Steel Tanks) with auto 2-stage regulator and sensors	STD
Aluminum Removable LP Cover	STD
Multi-Stage Converter with Auto Detect Features	STD
Exterior LP Gas Low Pressure Grill Connection	STD
Solar Front Window Protection	STD
Stainless Steel Front Stone Guard Protection	STD
Exterior Shower with Hot & Cold Water	STD
Lockable Fresh Water Tank Inlet	STD
City Water Inlet with Water Pressure Regulator	STD
Waste Tank Flush Inlet	STD
Hand Painted Chassis	STD
Torsion Axle with Shock Absorbers	STD
Powered Hitch Jack with Light	STD
Manual Heavy Duty Stabilizer Jacks	STD
3” Lift kit for added ground clearance	STD
Goodyear® Wrangler Workhorse® 225/75R16, Balanced	STD
Stylized Aluminum Wheels	STD
Nev-R-Lube® Sealed Bearings	STD

Nev-R-Adjust® Brakes	STD
Spare Tire – Full Size	STD
Solar Pre-wire (Rooftop & Front Access Points)	STD
Solar Charging System with Interior Monitor and App Connectivity	STD
Heated Lithium Batteries (3) 270Ah	STD
SmartPlug® 30 Amp Shore Power Inlet w/ Cord	STD
SmartPlug® TV & Internet Inlets (Coax and Ethernet)	STD
Rear View Monitoring System	STD
Dedicated Waste Hose Storage	STD
Rear Hatch Door with Sliding Screen	OPT
Custom Aluminum Handcrafted 26 in. Wide Entry Door with Window	STD
Aluminum Entry Door Handle	STD
Unique Front Door Key with Heavy Duty Deadbolt	STD
Cast Aluminum Door Hinges	STD
Airstream Custom Aluminum Entry Step	STD
LED Entrance Light	STD
LED Tank Service Light	STD
LED Storage Compartment Light	STD
Cast Aluminum LED Tail Lights, with Reverse Lights	STD
License Plate Bracket with LED Light	STD
Enclosed Aluminum Insulated Heated Underbelly	STD
Internally Routed A/C Condensation Drain Line to Wheel Well	STD

# Interior Features

Complete Aluminum Interior Walls and Ceiling	STD
Quietstream™ Soft Start A/C with Heat Pump & Electronic Thermostat	STD
Exhaust Fan with Thermostat & Automatic Rain Sensor	STD
Probeless Tank Monitoring System	STD
Premium Environmental Friendly Insulation	STD
Handcrafted Aluminum Screen Door with Guards	STD
Panoramic Windows with Blackout Curtains	STD
Skylight with Blackout Shade	STD
Handcrafted Marine-Grade Lite-Ply Laminated Cabinetry	STD
Planked Urban Oak woodgrain laminate	STD

Seamless Distressed Concrete Vinyl Flooring	STD
LED Interior Lighting with Dimmer	STD
Overhead lockers with concealed lever latch	STD
Tankless On-Demand Recirculating LP Water Heater	STD
Inverter; 3000W 12V-110V	STD
Coat & Key Hooks	STD
Touch Screen Power Display (Charge, Solar and Inverter Metrics)	STD
Airstream Connected Pre-wire	STD
Bring Your Own Device HDMI Connectivity	STD
12v USB-A and USB-C Ports	STD

# Galley, Dinette, and Lounge Features

3 Burner Stove and Oven (LP Gas)	STD
Convection Microwave (Replaces Gas Oven)	OPT
Baraldi® Cooking Vent with Light	STD
Laminate Galley Top	STD
Laminate Dinette Top	STD
Stainless Steel Sink with Pull-Out Spray Faucet	STD
Pull Out Pantry with Adjustable Shelving	STD
Dinette Converts to a Lounge and Sleeping Accommodations	STD
Flatware Organizer	STD
JL Audio® Stereo with Bluetooth® Connectivity and 4 Speakers	STD
Surround Sound and Subwoofer	STD
27” 12V DC Smart TV with Bluetooth®	STD*
Roller Shades	STD

# Bedroom Features

Queen Bed with Pillow Top Memory Foam Mattress	STD
Twin Beds with Pillow Top Memory Foam Mattress	OPT
Quilted Bedspread	STD
Decorative Throw Pillows	STD
Sleeping Pillows	STD
Reading LED Lights	STD
Under Bed Storage	STD
Wardrobe with Hanging Bar	STD
24” 12V DC Smart TV with Bluetooth®	STD
Blackout Window Curtains	STD

# Bathroom Features

Removable Moen Hand Held Shower Head Wand and Shower Kit	STD
Porcelain Toilet	STD
Composting Toilet	OPT
Lavy Sink with Faucet	STD
Medicine Cabinet with Full Width Mirror	STD*
Roof Vent/Fan	STD*
Towel Bar	STD
Retractable Clothes Line in Shower	STD

# Additional Features

Fire Extinguisher	STD
Emergency Manual Crank for Powered Hitch Jack	STD
Emergency Manual Crank for Powered Hitch Jack	STD
LP, Smoke & Carbon Monoxide Detectors, Fire Extinguisher	STD
Built In Winterization Kit	STD
TRA Certified Green: Emerald Status (Highest Rating)	STD
3 Year Airstream Limited Warranty (Transferable)	STD
3 Year 24/7 Coach-Net® Roadside Assistance	STD
1 Year Airstream Club Explorer Membership	STD

\*Only available on 25FB

# More Information

Sixty-five years after Airstream introduced the first self-contained travel trailer model that didn't require power, water, and sewer hookups, Trade Wind is an innovative travel trailer built for modern adventures. Taking "self-contained" into the 21st Century, Trade Wind offers travelers an untethered experience that eschews traditional campsites and full hookups. Explore the solace and tranquility you can only find in remote areas without sacrificing the comforts of home.

- 810Ah of Lithium Battle Born batteries, standard 500W or 600W of solar capability, and a 3000W inverter powers your off-grid travel while letting you bring along the comforts of home.
- Three inches of additional ground clearance and rugged Goodyear® Wrangler Workhorse® tires let you explore beyond the pavement.


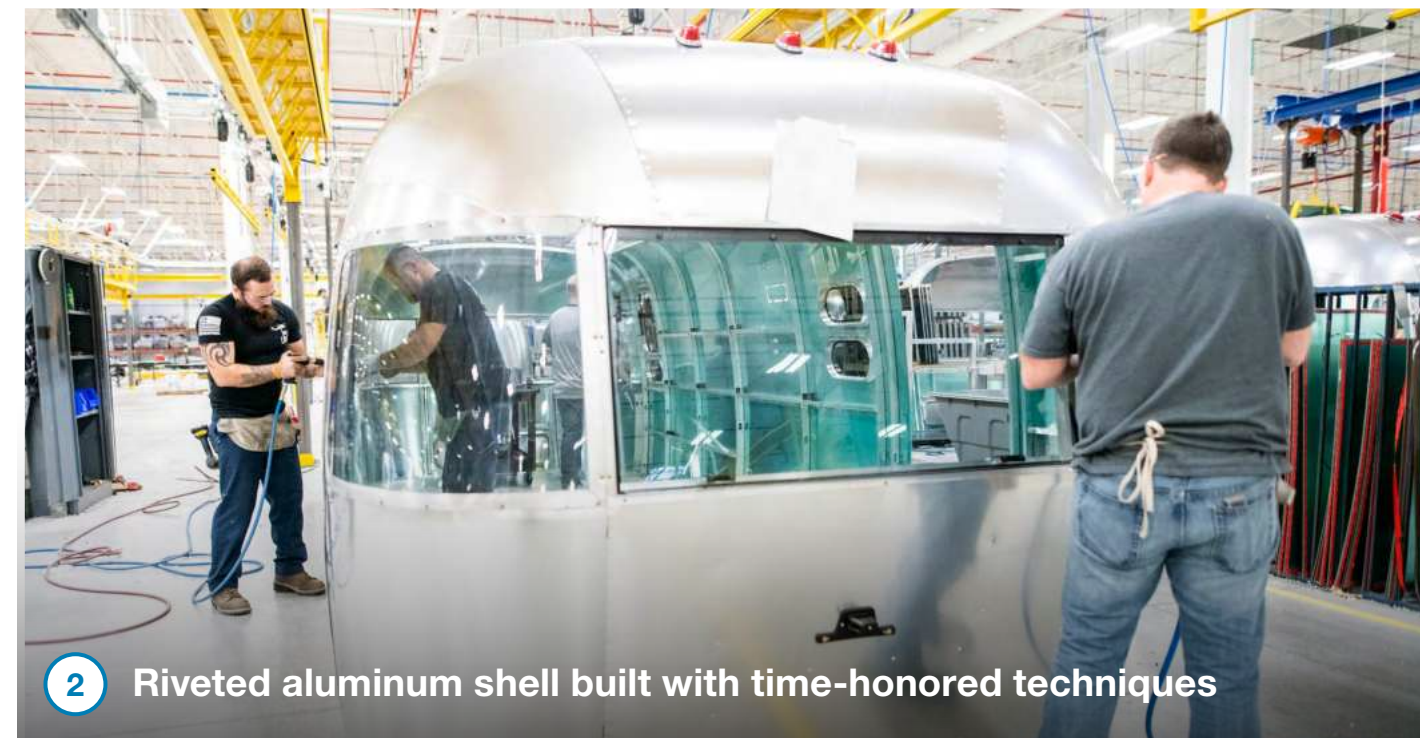


# How It's Made

Informed by more than 90 years of quality craftsmanship and expert design, Airstream travel trailers are hand-made in Jackson Center, Ohio. Only the best materials are used – from seamless, waterproof composite flooring, to the hardware and finishes we use to build our cabinetry, to the rivets and aluminum that form the shell. In building our world-famous travel trailers, we rarely do things the easy way. That's why an Airstream travel trailer can last a lifetime – or more – and be passed down from generation to generation for years of enjoyment.

[Schedule a factory tour.](#)

[Find your local dealer.](#)





Colton RV & Marine  
 3122 Niagara Falls Blvd  
 North Tonawanda, NY 14120  
 (716) 694-0188  
 www.ColtonRV.com

Colton RV & Marine  
 3443 Southwestern Blvd.  
 Orchard Park, NY 14127  
 (716) 957-3250  
 www.Coltonrv.com

# AIRSTREAM®

1001 West Pike  
 Street, P.O. Box 629  
 Jackson Center, OH  
 45334 USA  
 937-596-6111

[www.airstream.com](http://www.airstream.com)



Product information, specifications, and photography in this brochure were as accurate as possible at time of printing. Photographs may contain some features that are optional on your vehicle.

Since we continually strive to improve our products, actual products may differ. Prices and specifications are subject to change without notice. All capacities are approximate and dimensions are nominal. Some features or options may be different or unavailable in other countries.

WARNING – The recreational vehicle weight must remain within the manufacturer's specified chassis weight limit. Do not overload the recreational vehicle through the addition of water, options, cargo or otherwise. Your safety depends on not overloading the trailer, axles, and tires.

AIRSTREAM®, the Airstream travel trailer trade dress, and all related model names, slogans, logos, trade dress, and trademarks are owned or used under license by Airstream, Inc. All other trademarks are owned by their respective owners.

All content and images  
 © Airstream 2024