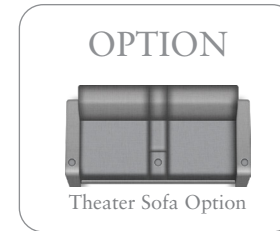
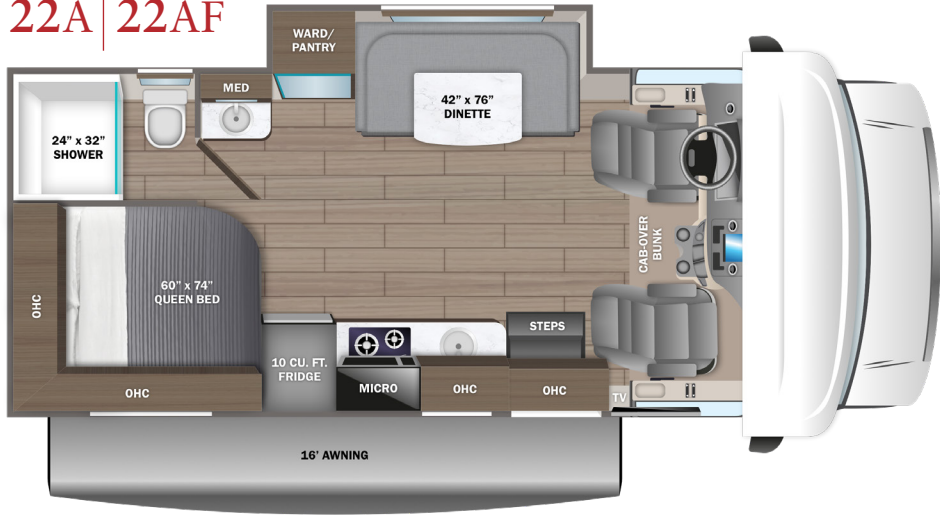


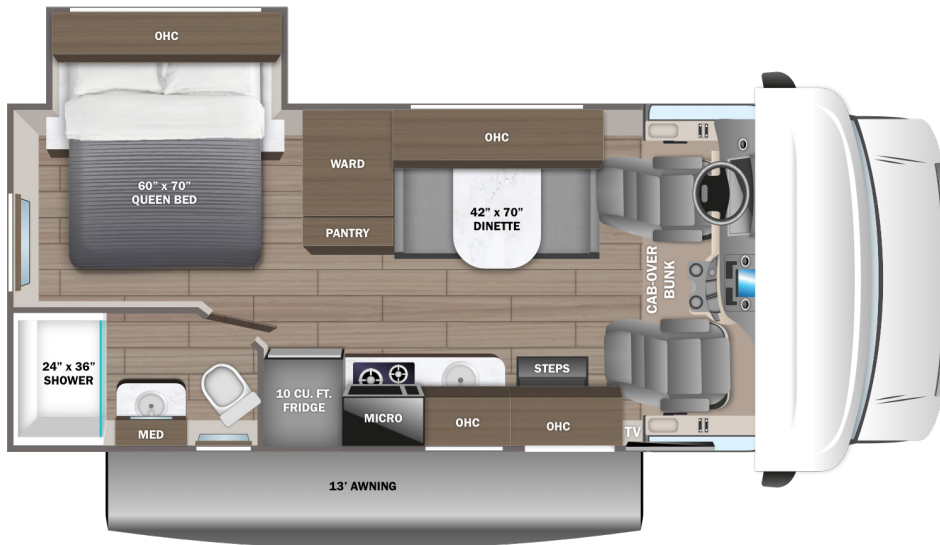
2025 ODYSSEY SE

Gas Class C Motorhome

22A | 22AF



22C | 22CF



EXTERIOR SELECTION



Standard Graphics

CUSTOMER VALUE PACKAGE

One-piece, seamless, fiberglass front cap
 Heated holding tanks (12V pads)
 Electric patio awning
 Black holding tank sprayer
 Backup camera
 LED HD Smart TV

STANDARD CHASSIS EQUIPMENT

Chassis Equipment for 22A, 22C

Chevy® 4500 chassis
 GVWR- 14,200 lb.
 GCWR- 20,000 lb.
 6.6L Vortec V8 401 HP engine with 464 ft.-lb. torque
 Hydra-matic 6-speed automatic transmission with overdrive
 150-amp alternator
 57 gal. fuel tank
 StabiliTrak stability control system
 OnStar with 4G LTE

Chassis Equipment for 22AF, 22CF

Ford® E-350 chassis
 GVWR- 12,500 lb.
 GCWR- 18,500 lb.
 7.3L V-8 325 HP engine with 450 ft.-lb. torque
 6-speed TorqShift® series transmission with overdrive
 210-amp alternator
 55 gal. fuel tank
 Tire pressure monitoring system (TPMS)
 Catalytic converter theft deterrent
 Electronic stability control
 Traction control

Chassis Equipment on All Floorplans

5,000 lb. hitch with 500 lb. tongue capacity and 7-pin plug
 E-rated highway tires- LT225/75R16
 12V chassis battery
 Power anti-lock brakes with power steering
 Remote-controlled, side-view mirrors

STANDARD EXTERIOR EQUIPMENT

TuffShell™ vacuum-bond laminated roof, floor and sidewalls
 Bead-foam insulation (R-24 max roof, R-9 max floor, R-5 max walls)

Tufflex™ PVC laminated roof
 Aluminum running boards
 Fiberglass exterior walls with vinyl graphics
 Entrance door with industry's largest travel-view window
 Electric-powered entrance step with integrated house battery compartment
 Third brake light
 4 in. bumper tube sewer hose storage
 Cable TV hookup with RG-6 coax
 Digital antenna with signal booster
 4,000W generator
 Solar prep
 12V house battery
 Transfer switch with reverse polarity protection
 30-amp electrical service
 12.2 gal. propane tank (41 lb.)
 LP quick-connect hookup
 Exterior utility center
 Winterization drain system
 Outside shower
 12V demand water pump
 Water filtration system

STANDARD COCKPIT EQUIPMENT

Remote-controlled, side-view mirrors
 Hill start assist
 Tilt steering wheel
 Cruise control
 Electronic stability control
 Traction control
 Power windows and door locks
 Auxiliary start switch
 Driver and passenger airbags

STANDARD INTERIOR EQUIPMENT

Overhead bunk with 750 lb. capacity
 84 in. ceiling height
 High-intensity, recessed LED ceiling lights
 Hardwood cabinet doors
 Ball-bearing drawer guides
 Entegra-exclusive, easy-operation legless dinette table
 2-point lap safety belts in all designated seating locations
 Interior entrance door grab handle

Interior command center
 Pleated blackout shades
 13,500 BTU ducted A/C
 30,000 BTU auto-ignition furnace
 6 gal. gas/electric DSI auto-ignition water heater
 Smoke alarm
 Carbon monoxide detector
 Fire extinguisher
 10 cu. ft. 12V refrigerator
 2-burner cooktop with flush cover
 Convection microwave oven
 Stainless steel kitchen sink
 Decorative kitchen backsplash
 Queen-size bed with bedspread
 Under-bed storage (select models)
 Large wardrobes
 Shower with decorative ABS surround and skylight
 Stainless steel bathroom sink
 Toilet with foot flush

OPTIONS

Automatic hydraulic leveling jacks
 200W solar panel with dual controller and second house battery



NO ONE OFFERS A BETTER WARRANTY

At Entegra Coach, we build our RVs to handle every adventure, then back them with our industry-leading 2+3 limited warranty. Our 2-year limited warranty has you covered for 2 camping seasons. That's 730 days. In addition, our 3-year structural limited warranty has you covered for 3 camping seasons or 1,095 days. You won't find a better limited warranty in the business, because the only strings we attach are those that deliver the ultimate in reliability. For a copy of our 2-year limited + 3-year structural limited warranty with complete terms and conditions, please contact your local Entegra Coach dealer.

Floorplan	GVWR (lbs.)	GCWR (lbs.)	Wheel Base	Overall Length	Exterior Height w/ A/C & Satellite	Exterior Width	Interior Height	Fresh Water Capacity (gal.)	Grey Waste Water Capacity (gal.)	Black Waste Water Capacity (gal.)
22A	14,200	20,000	159"	25' 2"	11' 6"	100"	84"	44	40	32
22C	14,200	20,000	159"	25' 2"	11' 6"	100"	84"	44	40	31
22AF	12,500	18,500	158"	24' 8"	11' 6"	100"	84"	44	40	32
22CF	12,500	18,500	158"	24' 8"	11' 6"	100"	84"	44	40	31

It is important for your safety and enjoyment that you are aware of the weights and tow ratings of the RV you select. Consult a competent advisor for questions or advice. Whether you are new to RVing or a veteran, get a feel for the performance of your RV before heading out on the roadways. When you tow a vehicle with your RV, you must drive differently than when you drive a single vehicle. Practice hooking up, driving, backing up and braking in a safe environment or seek out professional instruction. Jayco affixes a weight label to each RV which lists weight information for that vehicle. Refer to that label to verify the vehicle will meet your requirements. Gross Vehicle Weight Rating (GVWR): The maximum permissible weight of the motorhome, including the Unloaded Vehicle Weight (UVW) plus passengers, personal items, all cargo, fluids, options and dealer-installed accessories. The GVWR is equal to or greater than the sum of the UVW and the Cargo Carrying Capacity. Gross Combined Weight Rating (GCWR): The maximum allowable combined weight of the motorhome used as a tow vehicle and the attached towed vehicle.

Colton RV & Marine
 3122 Niagara Falls Blvd.
 North Tonawanda, NY 14120
 (716) 694-0188
www.ColtonRV.com

Colton RV
 489 Bushkill Plaza LN #9665
 Wind Gap, PA 18091
 (610) 863-5239
www.ColtonRV.com



Entegra Coach, Inc., P.O. Box 460, Middlebury, IN 46540, www.entegracoach.com. See dealer for further information and prices. All information in this brochure is the latest available at the time of publication approval. Entegra Coach reserves the right to make changes and to discontinue models without notice or obligation. Photos in this brochure may show optional equipment and props for photography purposes. RVs built for sale in Canada may differ to conform to Canadian codes. ©2025 Entegra Coach, Inc. Printed in U.S.A. 2032936



entegracoach.com/odyssey-se

LEGACY ISN'T LEFT,
IT'S LIVED.