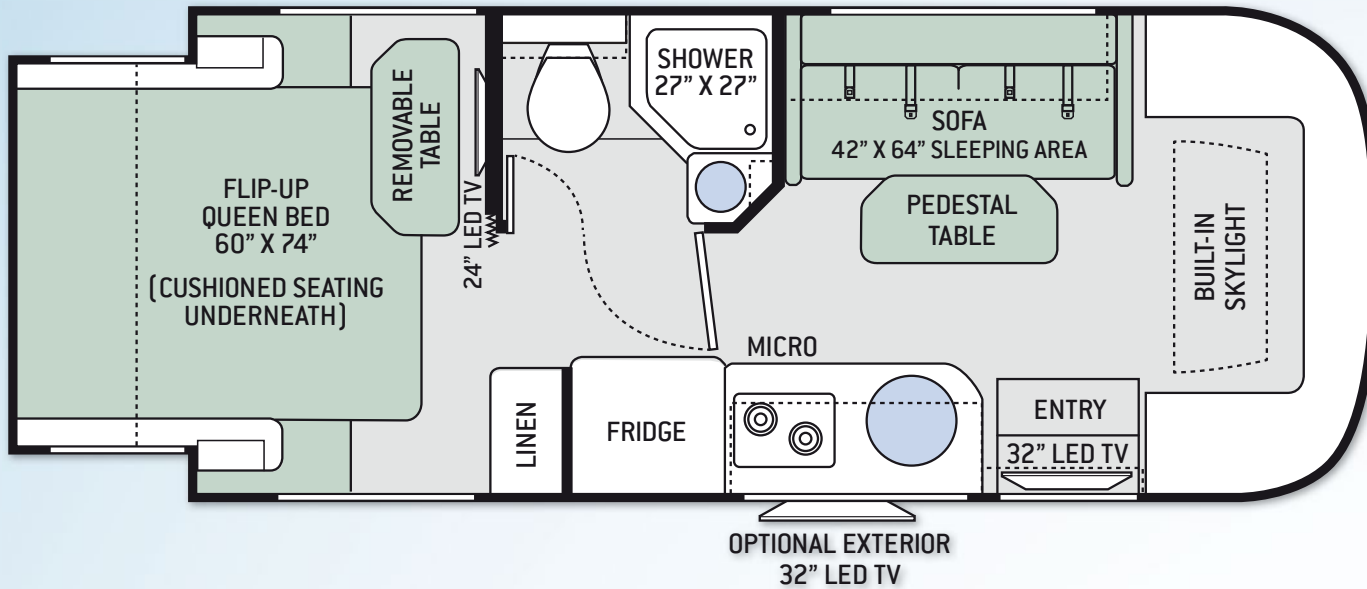


COMPASS

23TR



FLOOR PLAN

23TR

Chassis	Ford® Transit
Gross Vehicle (GVWR)	10,360
Gross Combined (GCWR)	13,500
Wheel Base	156"
Exterior Length (w/o ladder)	23'-6"
Exterior Height (w/AC)	10'-5"
Exterior Width (w/o mirrors)	90"
Interior Height	80"
Awning Size	14'
Fuel (gal)	25
LPG (lbs)	68
Fresh/Waste/Gray Water (gal)	31 / 28.5 / 19.5 & 18
Water Heater (gal)	Instant Tankless
Furnace (BTUs)	19,000
Exterior Storage Capacity (cu. ft.)	25.3



SHOOTING STAR PARTIAL-PAINT




TRAIL BLAZER PARTIAL-PAINT



Made to fit.

CONSTRUCTION & EXTERIOR

- Ford® Transit Chassis with 3.2L I-5 Power Stroke® Turbo Diesel, 185HP & 350 lb.-ft. Torque
- 6-Speed SelectShift® Automatic Transmission
- Fully Welded Tubular Steel Floor System
- Fully Welded Tubular Aluminum Roof & Sidewall Cage Construction
- Vacu-Bond Laminated Roof, Walls & Floor with High-Density Block Foam Insulation
- Premium One-Piece TPO Roof 
- Crown Roof
- One-Piece Fiberglass Front Cap
- Built-In Skylight with Electric Shade
- Fiberglass Upper & Lower Rear Caps
- Fiberglass Wing Walls
- Partial-Paint on HD-MAX® Exterior with Graphics Package
- Rotocast Storage Compartments
- Flush Mount Compartment Doors
- Power Patio Awning with Integrated LED Lighting
- Slideout Room Awning
- Entry Door with Deadbolt Lock
- Exterior Acrylic Entry Grab Handle
- Rubber Tread Entry Steps
- Patio Light
- Outside Shower
- Frameless Windows

AUTOMOTIVE & COCKPIT

- AM/FM Dash Radio with CD Player
- Rear View Mirror w/Back-Up Monitor
- Deluxe Heated/Remote Exterior Mirrors
- Swivel Passenger Captain's Chair
- Cruise Control
- Tilt Steering Wheel

- Map Light
- Sun Visors
- Windshield Privacy Curtain
- Power Windows and Door Locks
- Keyless Entry System
- Stainless Steel Wheel Liners
- 5,000-lb. Trailer Hitch

INTERIOR

- Residential Vinyl Flooring Throughout
- 80" Interior Ceiling Height
- Hard Vinyl Ceiling
- LED Ceiling Lighting
- LED Accent Lighting
- Ducted Air Conditioning System
- Metal Entry Grab Handle
- Leatherette Jack-Knife Sofa & Removable Pedestal Table
- Pressed Laminate Countertops
- Euro-Style Cabinet Doors w/Soft Close Hidden Hinges & Nickel Finish Hardware
- Full Extension Metal Ball-Bearing Drawer Guides
- Window Privacy Roller Shades
- Smoke, LP & Carbon Monoxide Detectors
- Fire Extinguisher

KITCHEN

- 5.5 cu. ft. 3-Way (LP/120-volt /12-volt) Refrigerator with Stainless Steel Door Inserts
- European 2-Burner Gas Cooktop with Glass Cover
- Protective Cover & Task Lighting Underneath Cabinets
- Convection Microwave Oven Below Cooktop
- Large Stainless Steel Single Bowl Kitchen Sink & Single Handle Kitchen Faucet w/Pull-Down Sprayer
- Power Vent

KITCHEN OPTIONS

- 12-volt Attic Fan

BEDROOM & BATHROOM

- Flip-Up Queen Size Bed with Reversible Mattress & Cushioned Seating Underneath
- Removable Pedestal Table in Bedroom
- Designer Headboard, Bedspread & Pillow Shams
- Pleated Privacy Door in Bedroom
- Skylight in Shower
- Shower with Deluxe Curtain & Curved Rod
- Foot Flush Toilet

ENTERTAINMENT

- 32" LED TV in Living Area
- 24" LED TV in Bedroom
- Cable TV Ready
- TV Digital Antenna
- Bluetooth® Coach Radio System w/DVD Player, HDMI Ready, App Control & Exterior Speakers

ENTERTAINMENT OPTIONS





- Exterior 32" LED TV

ELECTRICAL & PLUMBING

- Cummins Onan® RV QG 3600 LP Generator
- 30-amp Shoreline Power Cord
- Automatic Shoreline-to-Generator Transfer Switch
- Battery Disconnect Switch
- Emergency Start Switch
- 13,500 BTU Low-Profile Air Conditioner
- Instant Tankless Water Heater
- Systems Control Center

ELECTRICAL & PLUMBING OPTIONS

- 13,500 BTU Low-Profile Air Conditioner with Heat Pump IPO Standard Air Conditioner
- Second Auxiliary House Battery
- Holding Tanks with Heat Pads



Thor Motor Coach is the industry leader in innovative design and builds a variety of unique styles, sizes and floor plans that feel custom-made – at a truly competitive price.

IMPORTANT—PLEASE READ: This brochure reflects product design, fabrication, material, components and specifications at the date of printing, which date is disclosed below. Please visit us online at ThorMotorCoach.com or consult with your selling dealership for the latest in standards, options, specification and technical information. Photographs in the brochure may depict optional equipment or may only be available in certain floor plans. Components, appliances and the chassis may have been manufactured in a calendar year before the vehicle's designated model year. All capacities are approximate. The actual length of the vehicle may differ from that indicated in the brochure due to variances in the manufacturing processes and/or installed components. All dry weights are based on standard model features and do not include optional features or equipment. Component part and appliance manufacturers issue limited warranties covering portions of the vehicle not covered under the limited warranty we issue. Copyright Thor Motor Coach, Inc. © 10/01/15

Budget RV Outlet of Buffalo
4817 Lake Ave.
Blasdell, NY 14219
www.budgetrvoutlet.com

YOUR LOCAL THOR MOTOR COACH DEALER



Made to fit.

P.O. Box 1486, Elkhart, IN 46515
Sales Department: 800.860.5658
Customer Service: 877.855.2867

CompassMotorhome.com

