

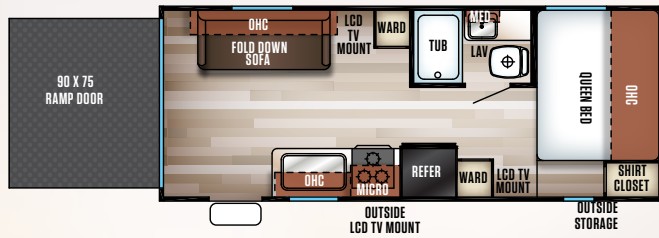
GREY WOLF

Travel Trailers

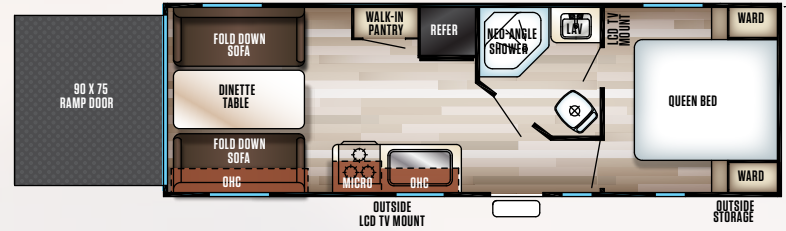
GREY WOLF



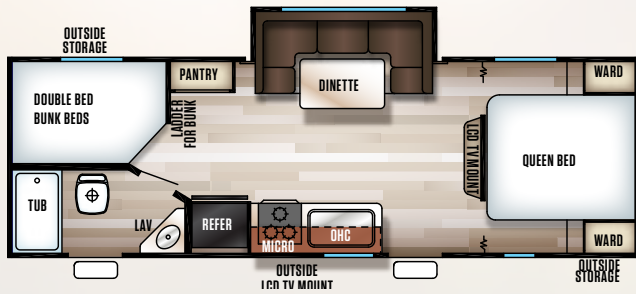
GREY WOLF FLOORPLANS



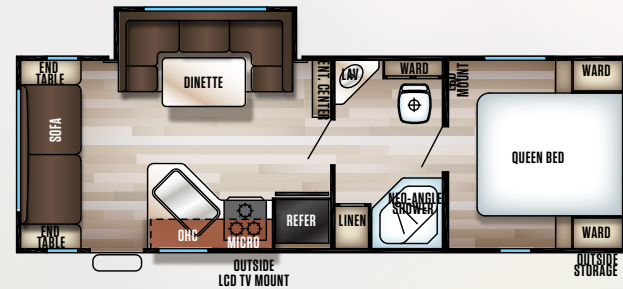
19RR



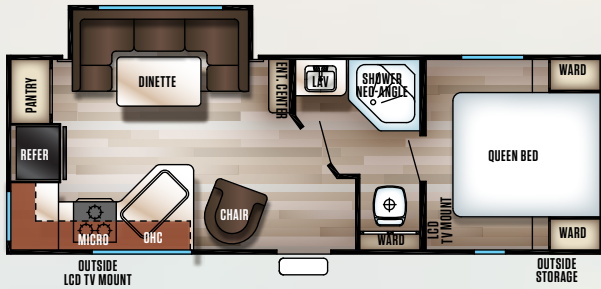
22RR



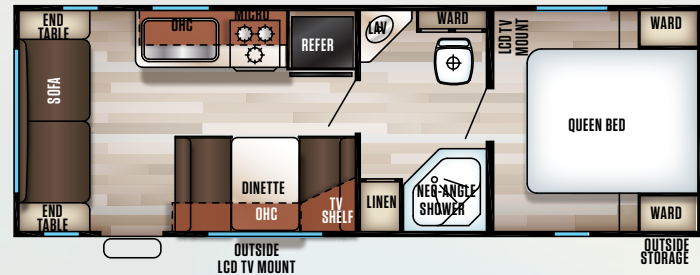
23DBH



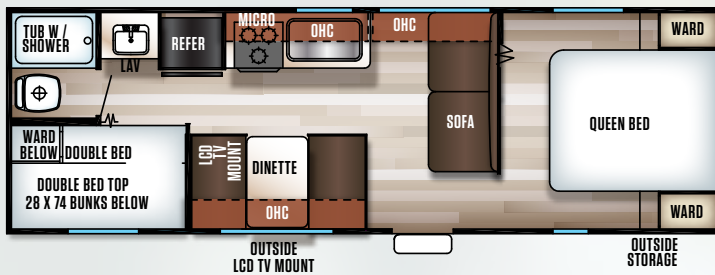
23MK



24RK



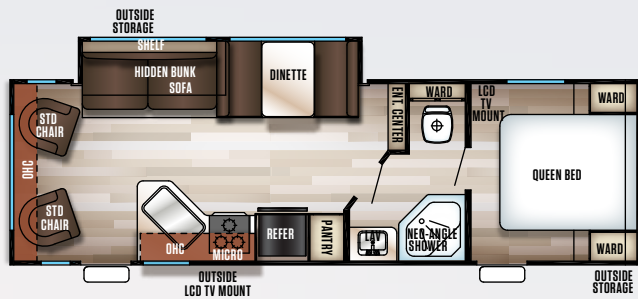
25RL



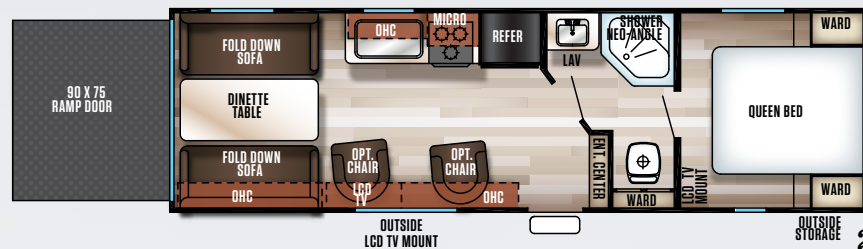
26BH



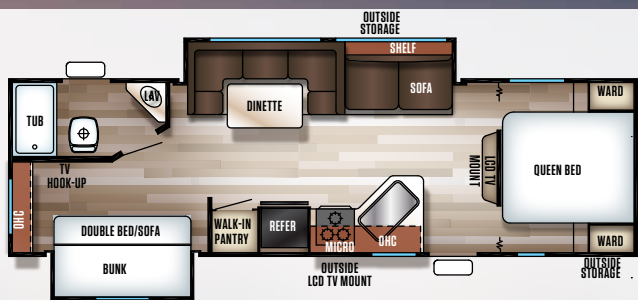
26DBH



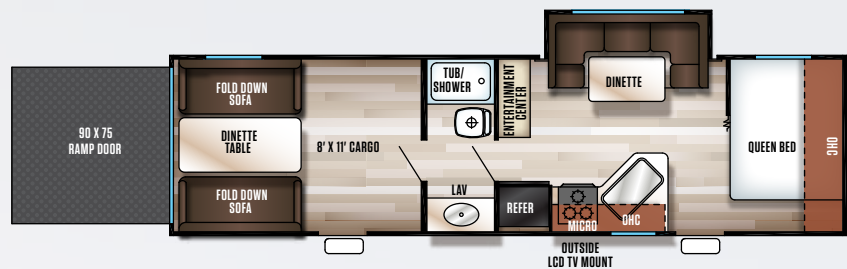
26RL



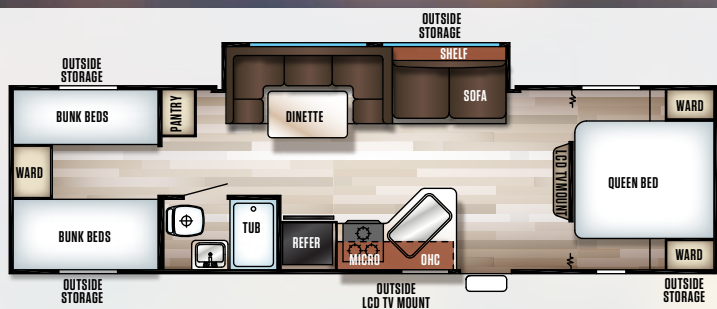
26RR



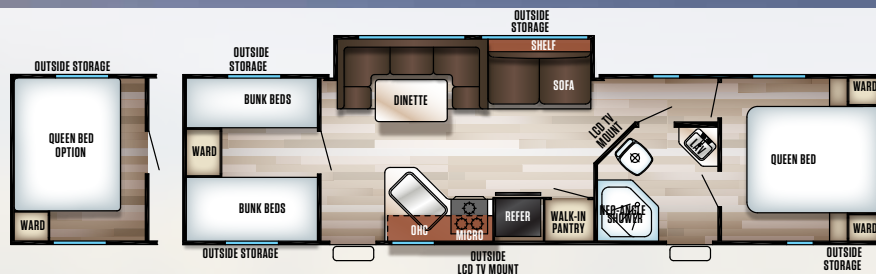
27DBS



27RR



29BH



29TE

GREY WOLF WEIGHTS & MEASURES

	19RR	22RR	23DBH	23MK	24RK	25RL	26BH	26DBH	26RL	26RR	27DBS	27RR	29BH	29TE
DRY HITCH WEIGHT	574 lbs	686-lbs.	621-lbs.	644-lbs.	703-lbs	633-lbs.	402 lbs	725-lbs.	720-lbs.	775-lbs.	710-lbs.	934-lbs.	650-lbs.	TBA-lbs
UNLOADED VEHICLE WEIGHT	4180 lbs	4871-lbs.	5380-lbs.	5397-lbs.	5252-lbs	4777-lbs.	4579 lbs	5795-lbs.	5806-lbs.	5030-lbs.	6282-lbs.	5960-lbs.	6314-lbs.	TBA-lbs
AXLE WEIGHT	3568 lbs	4147-lbs.	4721-lbs.	4715-lbs.	4511-lbs	4106-lbs.	4139 lbs	5032-lbs.	5048-lbs.	4217-lbs.	5534-lbs.	4988-lbs.	5626-lbs.	TBA-lbs
SHIP WEIGHT	4142 lbs	4833-lbs.	5342-lbs.	5359-lbs.	5214-lbs	4739-lbs.	4541 lbs	5757-lbs.	5768-lbs.	4992-lbs.	6244-lbs.	5922-lbs.	6276-lbs.	TBA-lbs
GVWR W/BRAKES	7574 lbs	7686-lbs.	7621-lbs.	7644-lbs.	7703-lbs	7633-lbs.	7402 lbs	7725-lbs.	7720-lbs.	7775-lbs.	7710-lbs.	7934-lbs.	7650-lbs.	TBA-lbs
CARGO CARRYING CAPACITY	3394 lbs	2815-lbs.	2241-lbs.	2247-lbs.	2451-lbs	2856-lbs.	2823 lbs	1930-lbs.	1914-lbs.	2745-lbs.	1428-lbs.	1974-lbs.	1336-lbs.	TBA-lbs
EXTERIOR LENGTH	23'11"	28'-10"	29'-1"	28'-8"	28'-10"	27'-9"	29'-3"	31' 7"	30'-11"	30'8"	32'-2"	33' 4"	33'11"	36'-6"
EXTERIOR HEIGHT W/ AC	10'-6"	10'-6"	10'-6"	10'-6"	10'-6"	10'-6"	10'-6"	10'-6"	10'-6"	10'-6"	10'-6"	10'-6"	10'-8"	10'-8"
EXTERIOR WIDTH	97"	96"	97"	97"	97"	97"	97"	97"	97"	97"	97"	97"	97"	97"
BEDROOM INTERIOR HEIGHT	78"	78"	78"	78"	78"	78"	78"	78"	78"	78"	78"	78"	78"	78"
FURNACE BTU	20k BTU	20k BTU	20k BTU	20k BTU	20k BTU	20k BTU	20k BTU	20k BTU	20k BTU	20k BTU	20k BTU	20k BTU	20k BTU	20k BTU
GREY CAPACITY	28 Gal	38 Gal	38 Gal	38 Gal	38 Gal	38 Gal	38 Gal	38 Gal	38 Gal	38 Gal	38 Gal	38 Gal	38 Gal	38 Gal
BLACK CAPACITY	28 Gal	28 Gal	38 Gal	38 Gal	38 Gal	38 Gal	28 Gal	28 Gal	28 Gal	38 Gal	28 Gal	38 Gal	28 Gal	38 Gal
FRESH CAPACITY	46 Gal	46 Gal	46 Gal	46 Gal	46 Gal	46 Gal	46 Gal	46 Gal	46 Gal	46 Gal	46 Gal	46 Gal	46 Gal	46 Gal
SOFA SIZE	68"	68"	NA	68"	NA	68"	68"	58"	68"	68"	58"	N/A	58"	58"
AWNING SIZE	15'	15'	15'	15'	15'	15'	15'	15'	15'	15'	15'	15'	15'	15'

GREY WOLF LIMITED PACKAGE

**Optional package. Not all items available on all models. See participating dealers for details.*



Power Awning



Power Tongue Jack



Stainless Kitchen Suite Appliance Package



Flip Down Travel Rack (Not available on all models)



Mag Wheels



Super Kitchen (extra lighting, glass doors, ceiling mount)



Residential Undermount Kitchen Sink



Drop-In Cooktop with Glass Cover



LED Strip Lighting (Not available on all models)



Kitchen Skylight w/ Shade



External LED Strip Lighting



External Scare Light

GREY WOLF LIMITED PACKAGE


**Optional package. Not all items available on all models. See participating dealers for details.*




Sofa with arm rest and cup holders also featuring sofa bolster



Tub Surround



LED Interior Lights



Seamless Countertops



USB charging stations (Beds, Bunks, Table where Applicable)



Premium Bedding Ensemble and Comforter



Real wood Doors and Drawers



Upper bunk windows



Radial tires



Tire Pressure Monitors



Plywood Flooring



Detachable Power Cord

GREY WOLF VALUE PACKAGE

**Optional package. Not all items available on all models. See participating dealers for details.*



40" Dinette Drawers X2 *



Black Tank Flush



Outside TV Bracket and Hook Ups



Sink Cover

GREY WOLF CORE PACKAGE

**Not all items available on all models. See participating dealers for details.*



Back Up Camera Ready



Solid Bedroom Doors



Friction Hinge Door



Cabinets in Bedroom *



Ducted A/C *



DVD Player



Solar Prep and Wiring

GREY WOLF XL PACKAGE

**Optional package. Not all items available on all models. See participating dealers for details.*



6 Gallon Gas/Electric DSI Water Heater



Bathroom Fantastic Vent Fan



Large Exterior Folding Assist Grab Handle



Night Shades *



Outside Shower With Hot And Cold Water



Oven



Pull Out Kitchen Faucet



RVQ Quick Connect



Sky Light Over Tub

GREY WOLF STANDARDS & OPTIONS

WINDOWS

- Mini Blinds on All Windows
- Hard Window Valances
- Radius Windows
- Safety Glass Windows

BEDROOM

- Wardrobe Closets
- Dual Bulb Reading Lights
- Night Stands Each Side of Bed

KITCHEN / LIVING

- Large Storage Doors
- Full Extension Roller Glide Drawers
- Monitor Panel
- Double Door Refrigerator
- Large Storage Drawer Under Cooktop
- Large, Single Bowl Kitchen Sink
- Upgrade kitchen backsplash behind cooktop

SLIDE OUT

- 40" Dinette (Selected Floorplans)
- One Piece Slide Out Side Walls

- U-Shaped Dinette with Pedestal Legs on All Bunkhouse Models (Selected Floorplans)

CABINETS

- Mocha Stained Shaker-Style Cabinets
- Large Overhead Cabinets
- Stainless Steel High Grade Cabinet Handles

BATHROOM

- Acrylic Bath Sinks (Large)
- Shower Curtain (Tub Models)
- Linoleum In Bath Area
- Glass Shower Enclosure (Neo-angle shower models only)
- Double Framed Tub Bases
- Large, Mirrored, Medicine Cabinet

APPLIANCES

- High Output Cook Top
- Carousel High Output Microwave
- Digital TV Antenna With Power Booster
- 13.5 Air Conditioner
- Water Heater By Pass

- Six Gallon Turbo Water Heater

EXTERIOR

- Large Radius Luggage Doors
- 20 lb. LP Bottles w/Cover
- Awning Drip Rail And Down Spouts
- Patio Awning
- One Piece Roof Material
- Upgraded Graphics
- Two-Toned Exterior Metal
- Colored Front And Rear Metal
- Outside Stereo Speakers
- Radius Entry Door
- Cable Hook up
- Outside Outlet
- Radius, Double Drop Step
- Aerodynamic Radius Front Profile
- Front Stone Guard
- Lighted Outside Stereo Speaker IPO
- Outside Stereo speakers

OPTIONS

- Stabilizing Jacks (Std. On Slides)
- Spare Tire w/Carrier And Cover
- 6 Gallon Gas/Electric DSI Turbo Water Heater
- Skylight Over Tub
- High Output Oven
- Dual 40" Dinette Drawers
- Dinette Cabinet Doors
- Black Tank Flush
- Bedroom Sliding Solid Doors
- Roof Ladder (N/A on RR Models)
- 15 K Air Conditioning
- Flat Screen Television Set
- Gel Coated Sidewalls
- Ducted Air Conditioning (Available 22' and Over)
- 30 lb LP Bottles
- Pull out Kitchen Faucet
- Mini Camp Kitchen (Select Models)
- Outside Bar and Grill (29BH, 29TE Only)
- Outside Shower
- Sink Cover
- Pack and Play Storage Door (29BH, and 29TE only)
- Screen wall (19RR, 22RR, 26RR, 27RR only)
- Ramp Patio System- (RR Models Only)
- Security Camera at Entry
- Electric Stabilizer Jacks
- Back-up Camera
- Enclosed Tanks
- Friction Hinge Door
- Solar Prep and Wiring
- Fantastic Fan in Bathroom
- Large Folding Assist Grab Handle
- Night Shades
- RVQ Quick Connect

CONSTRUCTION FEATURES

- 3/8" Walkable Roof Decking
- Radius Truss Roof Rafters
- 5/8" Tongue And Groove Plywood Floor



Forest River, Inc. encourages our customers to purchase their Forest River products from a local dealership whenever possible for the following reasons:

It is the goal of Forest River, Inc. that all of our RV owners fully enjoy the RV experience and that customer satisfaction meets or exceeds their expectations!

- 1) Forest River, Inc. dealers are independently owned and operated businesses so priority service and scheduling is at their discretion and is often provided to customers that purchased their unit at that dealership.
- 2) Purchasing locally allows customers to establish meaningful relationships with a dealer, enhancing the RV experience through assistance with product questions, user tips or RV regulations for your state or country, and much more!
- 3) Canadian customers must meet requirements to bring an RV purchased out of the country to their home. These requirements may involve additional inspections and certifications, taxes and fees. Your local Canadian Dealer is a professional at meeting these requirements.
- 4) Scheduling timely warranty repairs and adjustments through a local dealership provides far greater flexibility and convenience to you, the customer!



PRE-DELIVERY INSPECTION FACILITY

20,000 square feet of quality assurance. The bare essentials for a premium product. This state-of-the-art facility gives immediate daily feedback to production for quality assurance in every unit built.

Specification Definitions

GVWR (Gross Vehicle Weight Rating) - is the maximum permissible weight of the unit when fully loaded. It includes all weights, inclusive of all fluids, cargo, optional equipment and accessories. For safety and product performance do NOT exceed the GVWR.

GAWR (Gross Axle Weight Rating) - is the maximum permissible weight, including cargo, fluids, optional equipment and accessories that can be safely supported by a combination of all axles.

UVW (Unloaded Vehicle Weight)* - is the typical weight of the unit as manufactured at the factory. It includes all weight at the unit's axle(s) and tongue or pin and LP Gas. The UVW does not include cargo, fresh potable water, additional optional equipment or dealer installed accessories.

*Estimated average based on standard build optional equipment.

CCC (Cargo Carrying Capacity)** - is the amount of weight available for fresh potable water, cargo, additional optional equipment and accessories. CCC is equal to GVWR minus UVW. Available CCC should accommodate fresh potable water (8.3 lbs per gallon). Before filling the fresh water tank,

empty the black and gray tanks to provide for more cargo capacity.

** Estimated average based on standard build optional equipment

Each Forest River RV is weighed at the manufacturing facility prior to shipping. A label identifying the unloaded vehicle weight of the actual unit and the cargo carrying capacity is applied to every Forest River RV prior to leaving our facilities.

The load capacity of your unit is designated by weight, not by volume, so you cannot necessarily use all available space when loading your unit.



Learn More
Scan this barcode using a QR Reader on your smart phone to learn more about Forest River.



A Berkshire Hathaway company.

All information contained in this brochure is believed to be accurate at the time of publication. However, during the model year, it may be necessary to make revisions and Forest River, Inc., reserves the right to make all such changes without notice, including prices, colors, materials, equipment and specifications as well as the addition of new models and the discontinuance of models shown in this brochure. Therefore, please consult with your Forest River dealer and confirm the existence of any materials, design or specifications that are material to your purchase decision. Litho. U.S.A. FOR 1344 P/W: 2016.09.08

YOUR GREY WOLF DEALER

Colton RV & Marine
3122 Niagara Falls Blvd
North Tonawanda, NY 14120
(716) 694-0188
www.ColtonRV.com

Colton RV & Marine
3443 Southwestern Blvd.
Orchard Park, NY 14127
(716) 957-3250
www.Coltonrv.com