

# TRANSCEND™

BY GRAND DESIGN RV



**QUALITY DRIVEN. CUSTOMER FOCUSED. BUILT TO LAST.**



**GRAND DESIGN**  
RECREATIONAL VEHICLES

# BUILT TO LAST



## EVENFLOW HEATING SYSTEM

Evenly distributes heat from the front to the rear without vents in floor that collect dirt and debris.

## MAXIMUM INSULATION

### 1 RESIDENTIAL INSULATED WALLS **R-7**

Exterior walls and sliderooms are framed with studs set 16" on center, and residential fiberglass insulation is adhered in place between each stud.

### 2 INSULATED FLOOR AND ENCLOSED UNDERBELLY **R-11**

The main floor is insulated with a layer of residential fiberglass insulation. The underbelly is also fully enclosed and heated with a dedicated duct.

### 3 INSULATED ROOF **R-40\***

A layer of fiberglass insulation and a layer of radiant foil insulation covers the full length of the roof.

### 4 INSULATED FRONT WALL **R-40\***

The residential fiberglass insulation layer from the roof, continues all the way around to the bottom of the front wall.

## MAXIMUM FUNCTION

**A HIGH PERFORMANCE FURNACE DELIVERS UP TO 35,000 BTUS OF HEATING POWER.**

**HEATED & ENCLOSED UNDERBELLY W/ SUSPENDED TANKS**

\*Equivalent R-Value



251BH INTERIOR

## RAISING THE BAR IN CUSTOMER SERVICE & WARRANTY

### 3 YEAR

#### LIMITED STRUCTURAL WARRANTY

Every Grand Design RV is backed with a class leading 3-year limited structural warranty.

#### COMPONENT SUPPLIER WARRANTIES

By selecting suppliers with similar philosophies, many components used on our coaches also carry an extended warranty through the component manufacturer.

**AXLES** (5 Years)

**CHASSIS** (3 Years)

(Main Steel Frame, Steel Frame  
Outriggers and Cross Members)

**EXTERIOR GRAPHICS** (5 Years)

**ROOF COVERING** (18 Years)

**TIRE WARRANTY**

(5 Years w/12 Month no questions asked replacement  
for manufacturer defects)



251BH BEDROOM

XPLÖR



IT'S TIME TO XPLOR THE POSSIBILITIES

TOP FEATURES



SKYLIGHTS



43 CU.FT.  
PASS-THRU  
STORAGE



GALVANIZED  
STEEL WHEEL WELLS



POWER  
VENTS



QUICK RECOVERY  
WATER HEATER  
17.8 GAL/HR GAS / ELECTRIC



MANY OUTLETS  
THROUGHOUT  
INTERIOR



ALL-IN-ONE  
UTILITY STATION  
W/ BATTERY MONITOR



OPTIONAL THEATER  
SEATS W/ FOLDING  
TABLE



POWER  
TONGUE JACK



FLAG POLE BRACKET  
W/ MOUNT



TUFF-COAT  
EXTERIOR FINISH



25AMP CHARGE  
CONTROLLER



12V FRIDGE



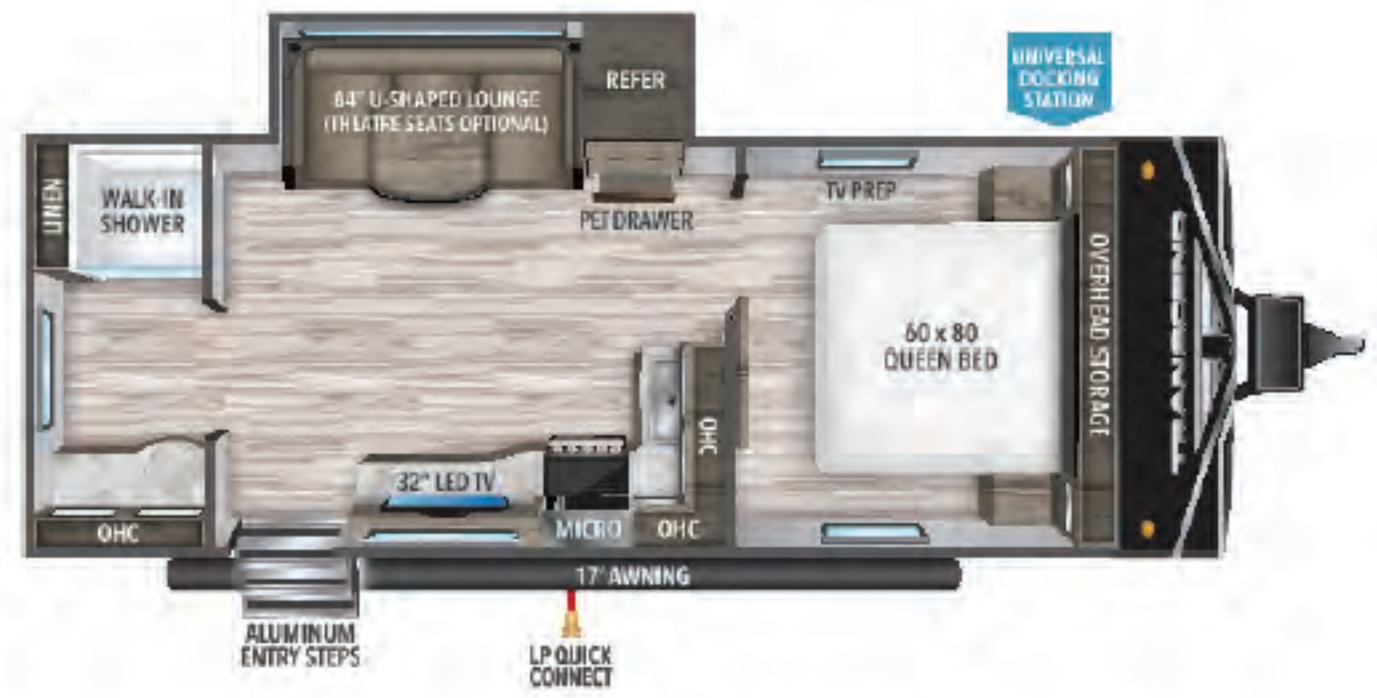
165W SOLAR  
PANEL



PORCELAIN  
TOILETS




**200MK** UVW' **4,796** HITCH' **480** LENGTH' **24' 11"** HEIGHT **11'** CAPACITY **62 39 39**



**221RB** UVW' **5,389** HITCH' **510** LENGTH' **26' 10"** HEIGHT **11'** CAPACITY **62 68 39**



**231RK** UVW' **6,120** HITCH' **612** LENGTH' **29' 3"** HEIGHT **11'** CAPACITY **62 68 39**



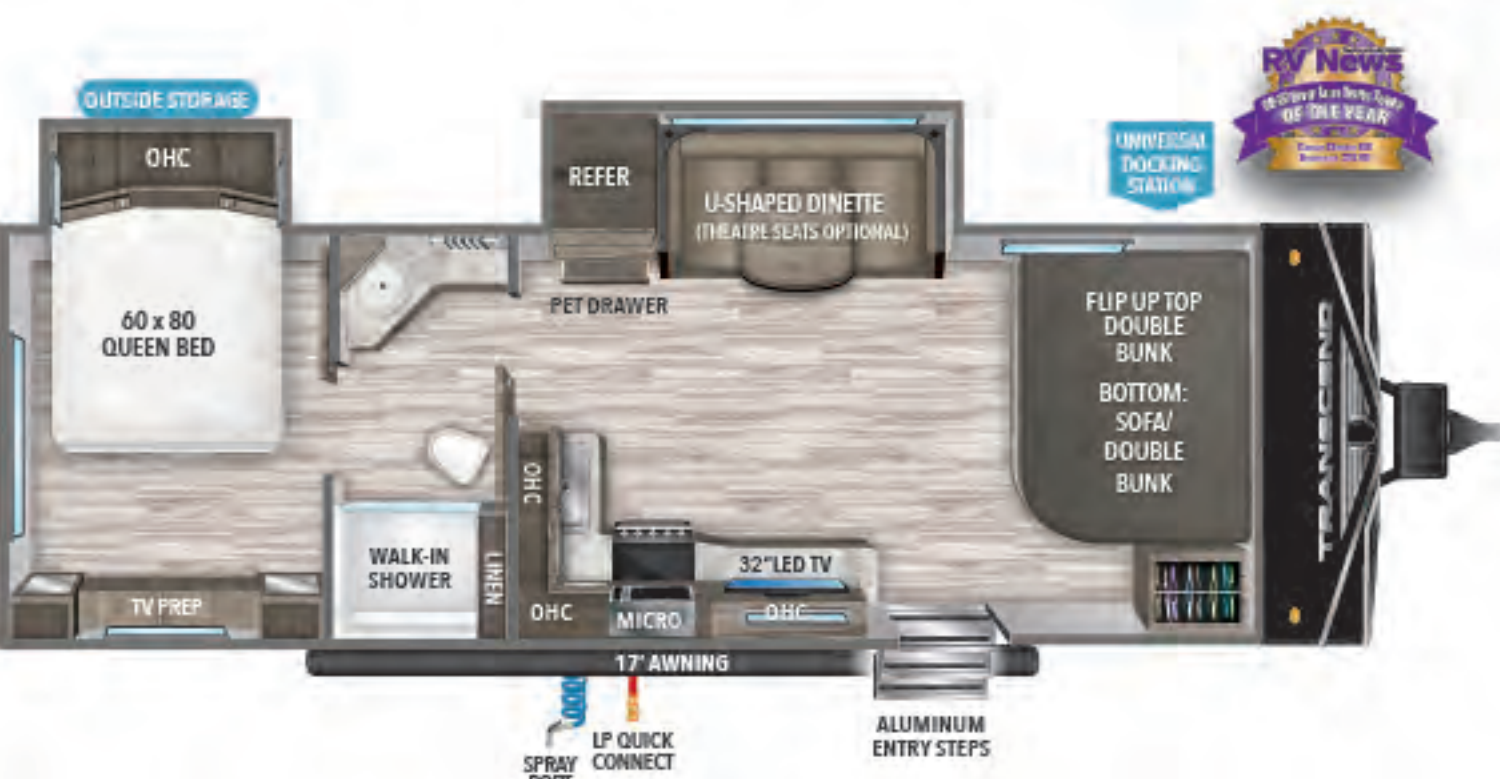
**240ML** UVW' **6,265** HITCH' **598** LENGTH' **29' 9"** HEIGHT **11'** CAPACITY **62 57 39**



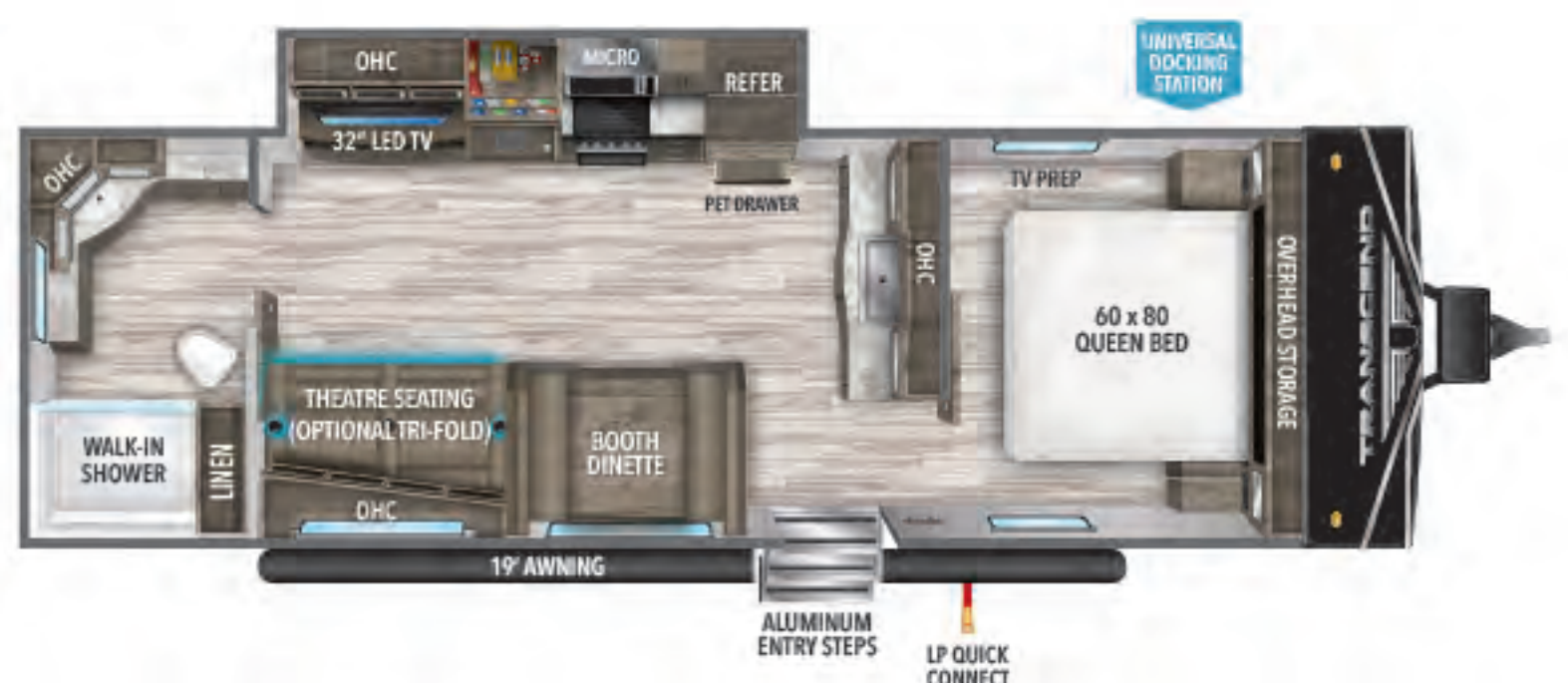
**245RL** UVW' **6,327** HITCH' **618** LENGTH' **30' 8"** HEIGHT **11'** CAPACITY **62 78 39**



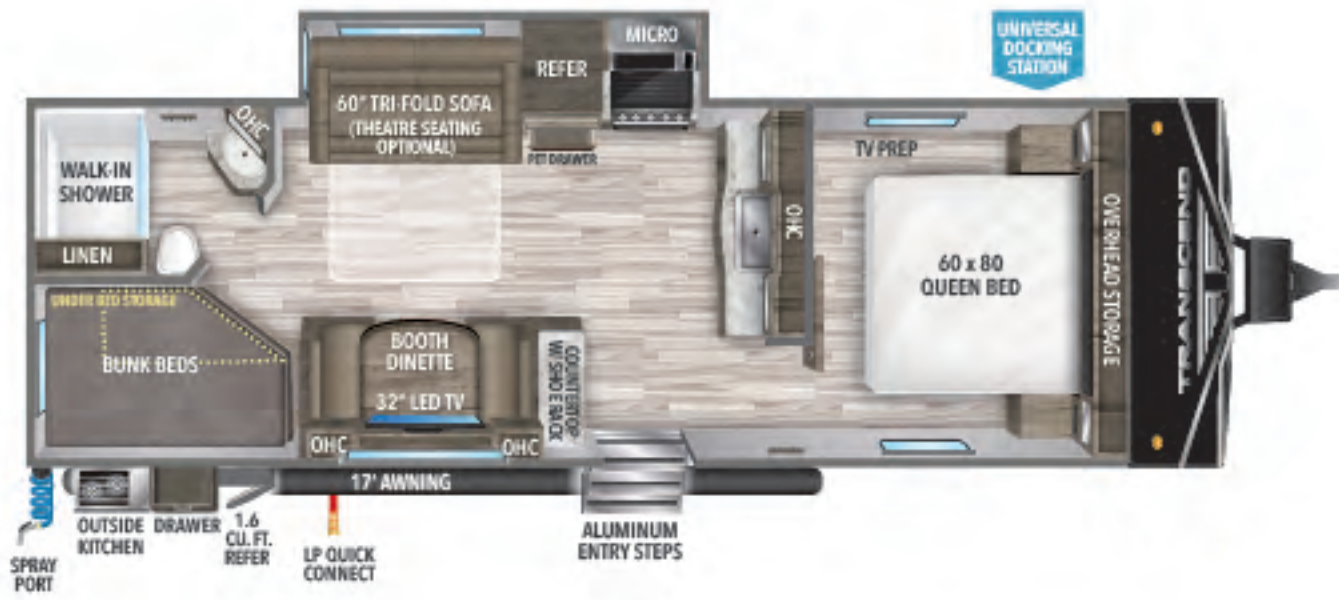
**247BH** UVW' **5,392** HITCH' **546** LENGTH' **29' 11"** HEIGHT **11'** CAPACITY **62 78 39**



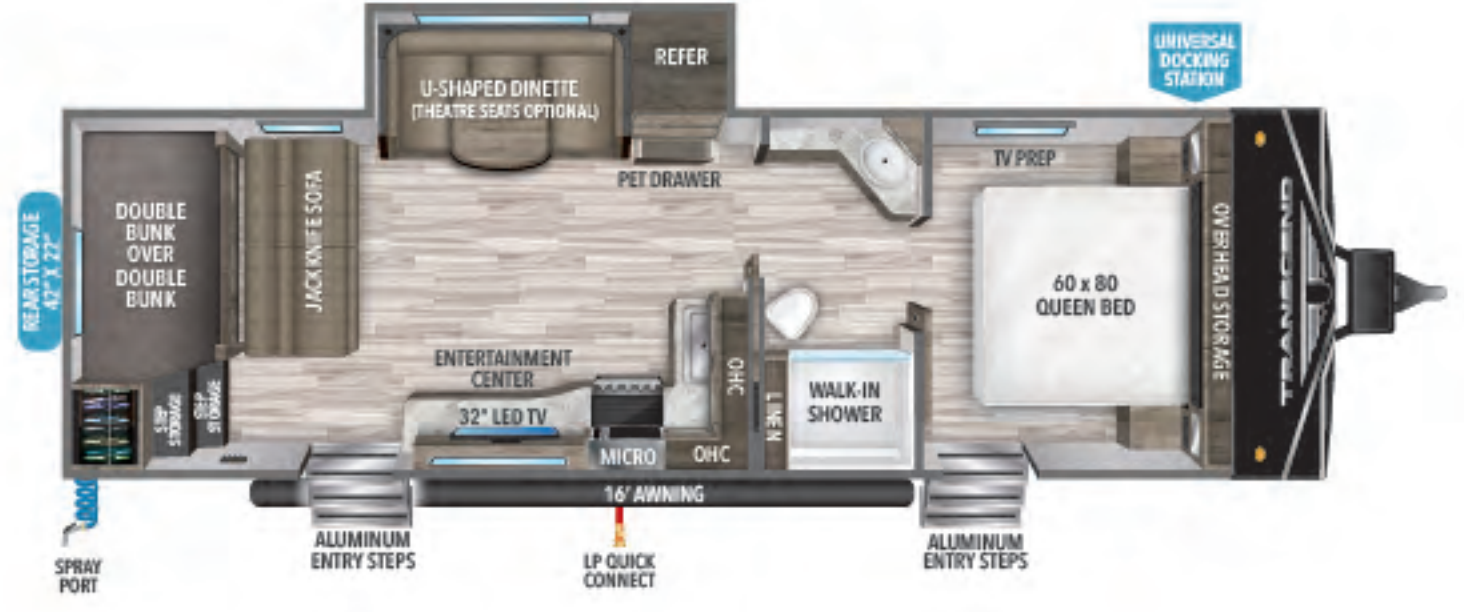
**251BH** UVW' **6,700** HITCH' **750** LENGTH' **30' 11"** HEIGHT **11'** CAPACITY **62 78 39**



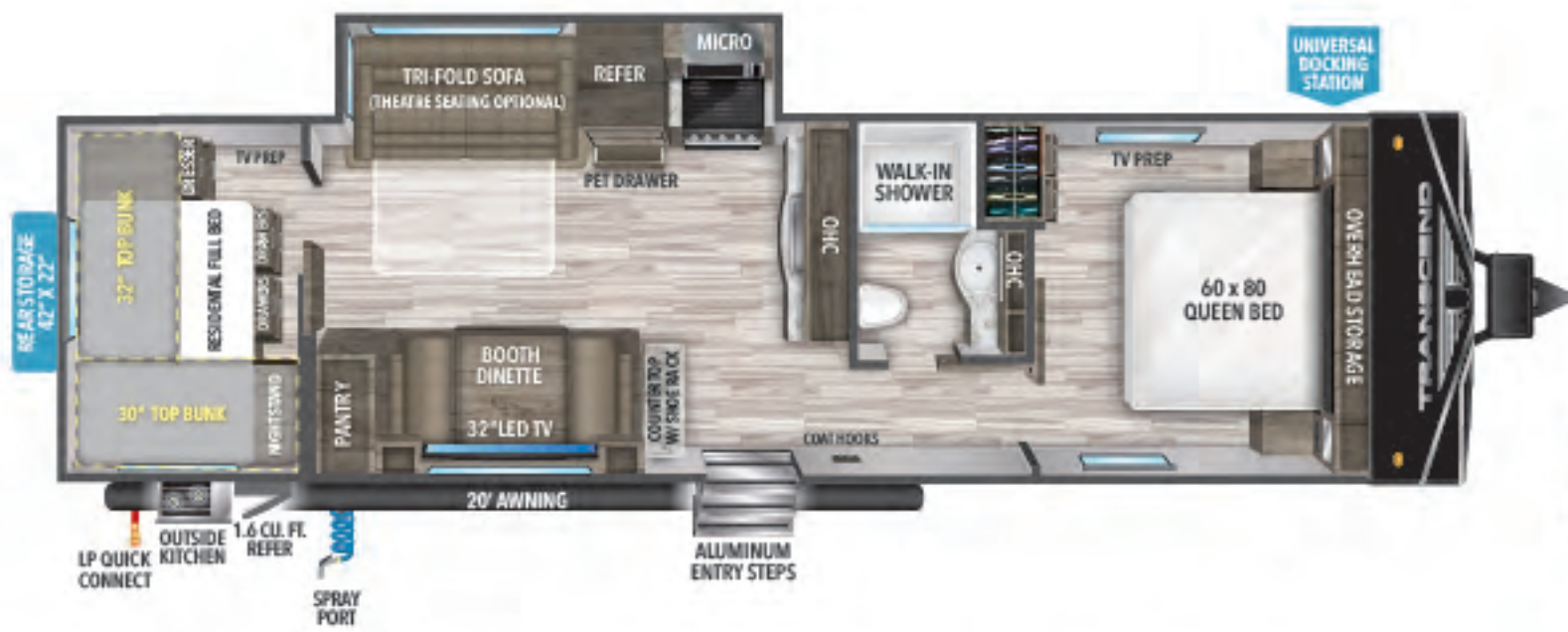
**260RB** UVW' **6,147** HITCH' **627** LENGTH' **31' 6"** HEIGHT **11'** CAPACITY **62 78 39**



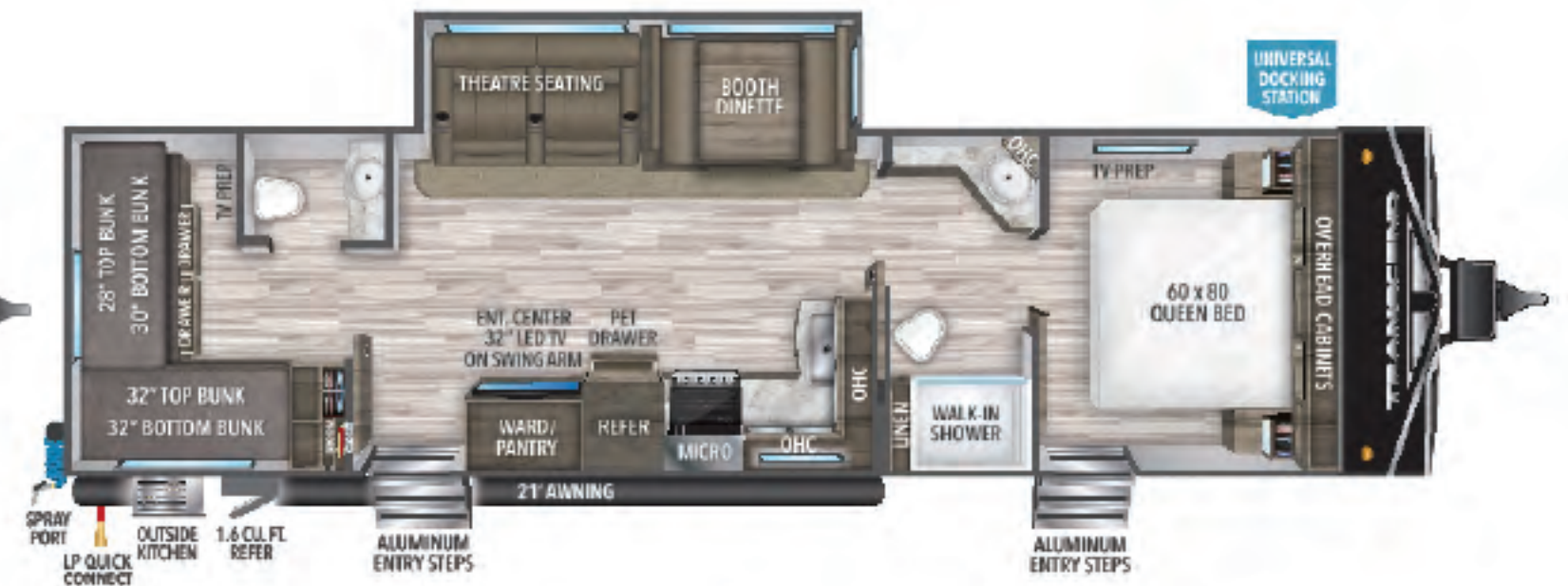
**261BH**      UVW'    HITCH'    LENGTH'    HEIGHT    CAPACITY  
**6,078**    **618**    **30' 11"**    **11'**    **62 78 39**



**265BH**      UVW'    HITCH'    LENGTH'    HEIGHT    CAPACITY  
**6,450**    **658**    **32' 9"**    **11'**    **62 78 39**



**297QB**      UVW'    HITCH'    LENGTH'    HEIGHT    CAPACITY  
**7,190**    **749**    **35' 11"**    **11' 1"**    **62 78 39**



**321BH**      UVW'    HITCH'    LENGTH'    HEIGHT    CAPACITY  
**7,738**    **728**    **36' 11"**    **11' 1"**    **62 78 78**



321BH INTERIOR



**25% THICKER  
THAN THE COMPETITION**

**.030 WALLS  
.040 FRONT CAP**

The satin metal exterior skin is 25% thicker, for a more durable and better looking sidewall.



**SOLAR PANEL ON ROOF**



**UNIVERSAL DOCKING STATION  
WITH BATTERY MONITOR**

All-in-one location for utilities and hookups.



**SOLID WOOD**

Cabinet doors and drawer fronts

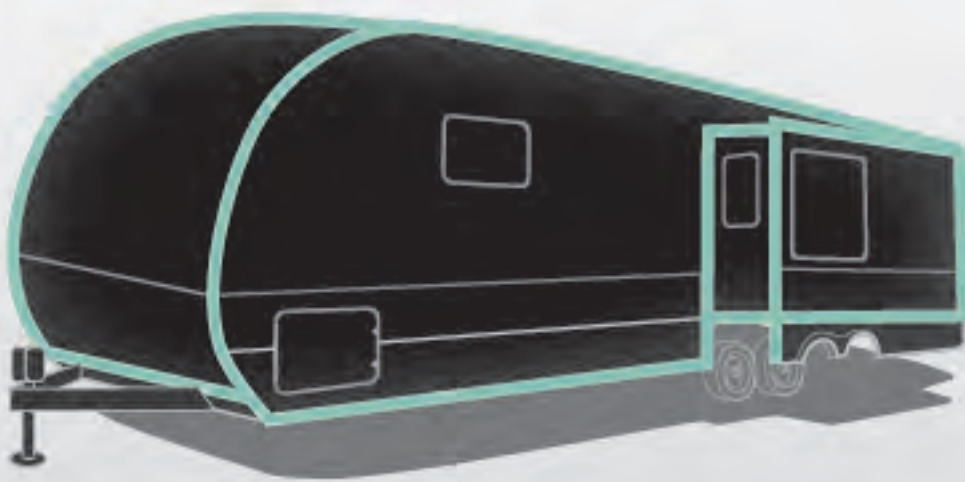


**DEEP SEATED STAINLESS STEEL SINK**

Residential size kitchen sink

## QUAD SEAL

4 protective layers (mylar tape, 2-layers of PVC foam, and a final silicone cap seal) line the perimeter of the coach for ultimate protection from the elements.



## FRONT WALL CONSTRUCTION

Vertical banana rafters are added to the framework to increase support. Hurricane ties are also used to withstand high winds.



**HURRICANE TIES**

**BANANA RAFTERS**

## ADDITIONAL FEATURES



**FOR MORE INFORMATION  
SCAN THE QR CODE USING YOUR  
MOBILE PHONE CAMERA APP**



**MAGNETIC STORAGE  
DOOR CATCHES**



**MOTION SENSOR  
LED LIGHTING**



**30" 5000lb  
STABILIZER JACKS**

FLOORPLANS

CONSTRUCTION

BUILD & PRICE



**OVERSIZED  
TANK CAPACITIES**



**PET FRIENDLY RV**

# WE STRIVE FOR NOTHING LESS THAN CUSTOMERS FOR LIFE!



Thank you for taking the time to tour our coach.

We would like to share ts Grand Design RV apart from all other RV manufacturers and why this difference is important to you.

My close friends and I were part of an ownership team at a travel trailer, fifth wheel company that grew to become one of the largest RV manufacturers in the world. While proud of this accomplishment, it became difficult to stay in touch with customers, employees, and ultimately the quality of the final product. It became obvious, there was a better way.

In 2012 we started with a mission to build a better RV company. A company with a culture that desires a long-term, personal connection with customers, employees and dealers – that company became Grand Design RV. Our business model of doing the right thing has led us to many years of unparalleled growth.

At Grand Design we are customer centered and everything we do daily revolves around you. Our goal is simple – continue to lead the industry with quality, innovative products while striving to improve our customers' RV experience before, during and after their purchase. We strive for nothing less than customers for life and I would be honored to personally welcome you to the Grand Design family.

Warmest Regards,

President / CEO / Co-Founder

## QUALITY IS NOT AN OPTION, IT'S A HABIT!

Since day one dealers have reported their satisfaction levels confidentially regarding reliability and quality, parts, warranty and sales and rated us among the highest-rated RV manufacturers for EVERY one of our product lines, EVERY year.



## LONG TERM VALUE

Everything we do at our company is designed to build long-term value in what we offer our customers, "More features and superior value for your dollar."

## CUSTOMER CENTERED

Our focus, from the very first day we opened our doors, revolves around our customers. Your satisfaction is our future. GDRV4Life!

## STAYING CONNECTED

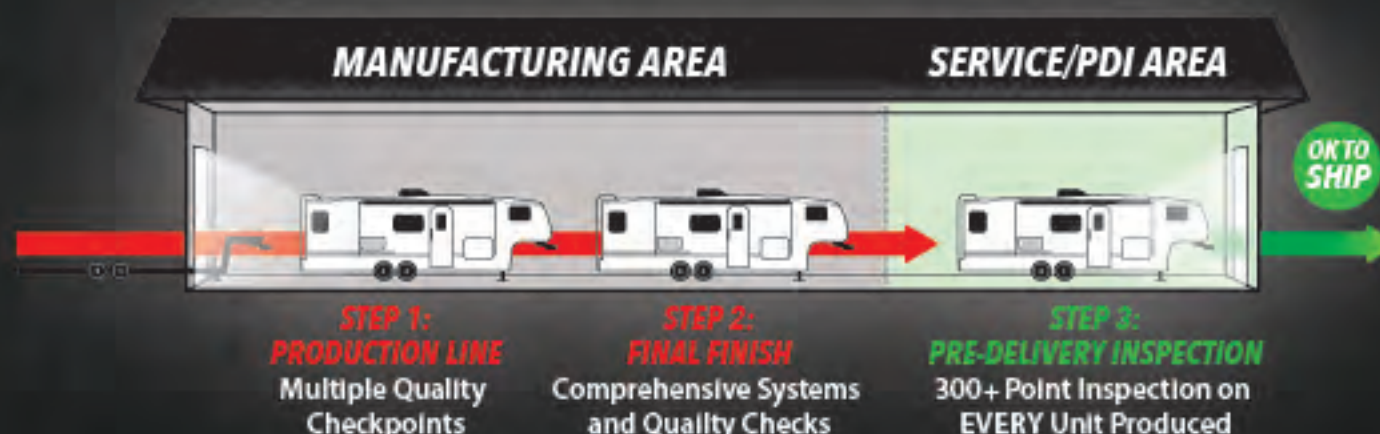
Magic happens when the CEO and Senior Management actively work with the production facilities to help build the team and develop products.

## EXPERIENCED WORKFORCE

Our local workforce has been hand-picked and has an excellent reputation for second-to-none industry craftsmanship.

## RAISING THE QUALITY BAR

We put every Grand Design RV through a series of quality inspection gates during the manufacturing process. Once completed, the unit undergoes a comprehensive "final finish" inspection. At this point, most manufacturers ship their coaches to the dealer for retail sale. We aren't most manufacturers. Every one of our coaches is moved to a PDI (Pre-Delivery Inspection) area where they are put through a rigorous 300+ point inspection checklist. It is only after this PDI that we certify a unit ready to ship to our dealers.



## SUPERIOR SERVICE

Anything built by humans that travels down the open road is subject to issues. It's how those issues are addressed that makes Grand Design so special to our owners. Visit the independent owners page on Facebook (Grand Design RV Owners) and see for yourself. We take care of our customers after the sale. An informed customer will be a Grand Design customer!

## CLASS LEADING WARRANTY

We back every one of our coaches with a 3-year limited structural warranty.

REV 12.01.21

Colton RV  
3122 Niagara Falls Blvd.  
North Tonawanda, NY 14120  
(716) 694-0188  
www.ColtonRV.com

Colton RV  
3443 Southwestern Blvd.  
Orchard Park, NY 14127  
(716) 957-3250  
www.ColtonRV.com

Colton RV  
489 Bushkill Plaza LN #9665  
Wind Gap, PA 18091  
(610) 863-5239  
www.ColtonRV.com

Grand Design RV was created in 2012 and founded by current CEO, Don Clark and brothers Ron and Bill Fenech (Representing over 80 combined years of experience in the RV Industry).

11333 County Road 2 | Middlebury, IN 46540 | 574-825-8000 | GrandDesignRV.com