



# A 49 YEAR TRADITION

# Prowler

BY HEARTLAND






# A 49 YEAR TRADITION

**Prowler**

BY HEARTLAND





## LUXURIOUS AFFORDABLE

Feel at home in a Prowler with features like deep slides, extra tall ceilings, large two basin sink, convenient spice rack, beautiful glazed hardwood cabinetry, large living room skylight, removable dinette table, large tinted windows and many more great features. You will not have to sacrifice any of the comforts that you cherish at home.



## LUXURIOUS AFFORDABLE

Feel at home in a Prowler with features like deep slides, extra tall ceilings, large two basin sink, convenient spice rack, beautiful glazed hardwood cabinetry, large living room skylight, removable dinette table, large tinted windows and many more great features. You will not have to sacrifice any of the comforts that you cherish at home.



Model 32P BHS

## 49 YEARS of EXPERIENCE GOLD STAR STATUS



Thanks to forward thinking in design and customer driven features, Prowler has become one of the most successful RVs on the market. Since its introduction in 1969, Prowler has sold more than 300,000 units and has garnered 49 years of RV experience. Prowler holds the distinguished title as the #1 selling RV of all time. The newest members of the Prowler bloodline carry on this proud tradition. Prowler's engineers and designers have worked together to bring you the most reliable and user friendly RV on the market today.



Model 32P BHS



Model 32P BHS

## 49 YEARS of EXPERIENCE GOLD STAR STATUS



Thanks to forward thinking in design and customer driven features, Prowler has become one of the most successful RVs on the market. Since its introduction in 1969, Prowler has sold more than 300,000 units and has garnered 49 years of RV experience. Prowler holds the distinguished title as the #1 selling RV of all time. The newest members of the Prowler bloodline carry on this proud tradition. Prowler's engineers and designers have worked together to bring you the most reliable and user friendly RV on the market today.



Model 32P BHS

# A PLACE FOR EVERYTHING EVERYTHING IN ITS PLACE



Prep area, cleanup, and storage are the three most important elements in the kitchen. You demand more counter space and Prowler's own in-house counter top shop delivers counters that are uniquely arched in design so they flow with the kitchen while maximizing every inch of space. Prowler customers never have to sacrifice in the kitchen.



Prowler's large 50/50 sink allows you to wash and rinse residential pot and pans with ease.



The Prowler Paw design provides approximately 25% more workspace.



An eye level integrated Spice Rack puts the seasonings right where you can see them.



Large 19" gas oven with recessed three burner range with a fold down glass top for extra prep space.



Strong, steel ball bearing, full extension design allows much larger and deeper drawers.



Residential porcelain toilet, cleans easily and stands the test of time cold temperature.

# A PLACE FOR EVERYTHING EVERYTHING IN ITS PLACE



Prep area, cleanup, and storage are the three most important elements in the kitchen. You demand more counter space and Prowler's own in-house counter top shop delivers counters that are uniquely arched in design so they flow with the kitchen while maximizing every inch of space. Prowler customers never have to sacrifice in the kitchen.



Model 32P BHS



Prowler's large 50/50 sink allows you to wash and rinse residential pot and pans with ease.



The Prowler Paw design provides approximately 25% more workspace.



An eye level integrated Spice Rack puts the seasonings right where you can see them.



Large 19" gas oven with recessed three burner range with a fold down glass top for extra prep space.



Strong, steel ball bearing, full extension design allows much larger and deeper drawers.



Residential porcelain toilet, cleans easily and stands the test of time cold temperature.





# SWEET STORAGE SWEET DREAMS



Face it, you've got stuff and Prowler delivers the storage space necessary for your entire family. Large closets, some with clothes rods and some with drawers, dressers, overheads, even under-bed storage. Every square inch of usable space has been maximized so you can bring all your favorite stuff on vacation. The other main point of a vacation is to catch up on your rest. Prowler provides comfortable sleeping arrangements for your family.



Model 29P RKS



Model 29P RKS



Model 32P BHS

# SWEET STORAGE SWEET DREAMS



Face it, you've got stuff and Prowler delivers the storage space necessary for your entire family. Large closets, some with clothes rods and some with drawers, dressers, overheads, even under-bed storage. Every square inch of usable space has been maximized so you can bring all your favorite stuff on vacation. The other main point of a vacation is to catch up on your rest. Prowler provides comfortable sleeping arrangements for your family.



Model 29P RKS



Model 29P RKS



Model 32P BHS

# Prowler

BY HEARTLAND



## PROWLER TRAVEL TRAILERS



PROWLER 20P RBS



PROWLER 28P RLS



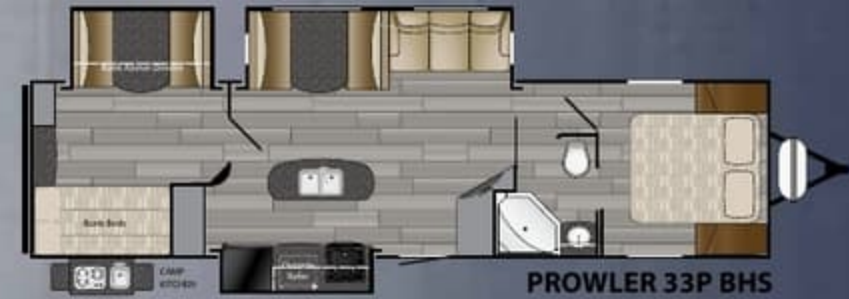
PROWLER 32P BHS



PROWLER 25P RLS



PROWLER 286P BHS



PROWLER 33P BHS



PROWLER 268P RBS



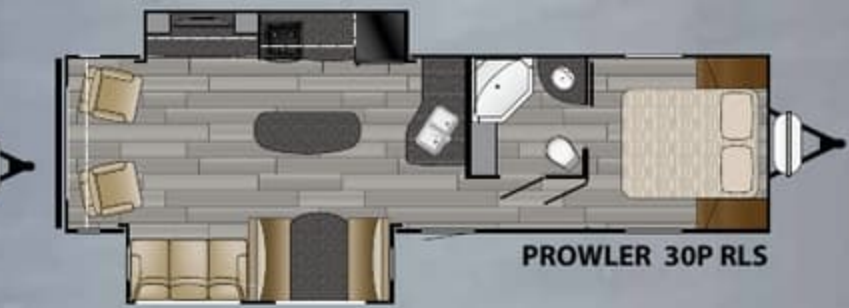
PROWLER 29P RKS



PROWLER 261P TH



PROWLER 28P BHS



PROWLER 30P RLS



PROWLER 281P TH

Note: Length defined as tow point (Ball coupler for travel trailers / King pin for 5th wheel trailers) to rear bumper. Add 9" w/ Extended Pin Box

# Prowler

BY HEARTLAND



## PROWLER TRAVEL TRAILERS



PROWLER 20P RBS



PROWLER 28P RLS



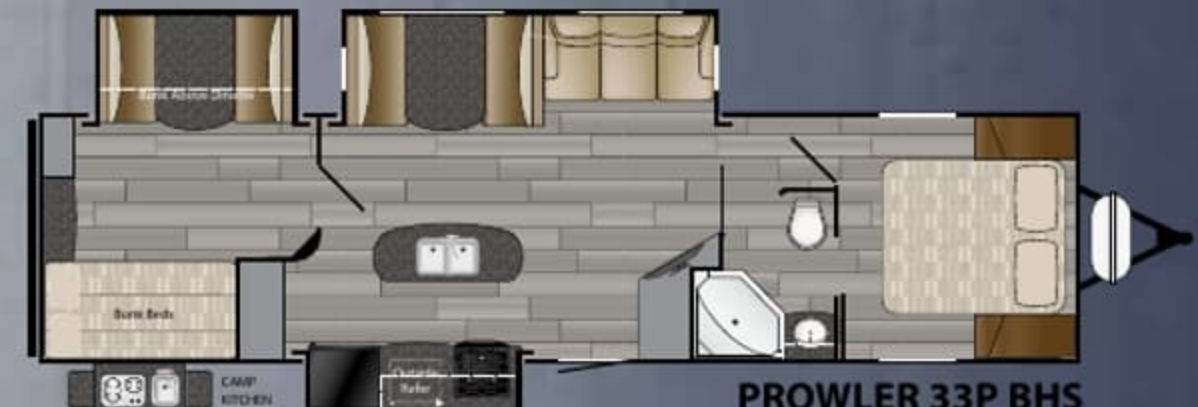
PROWLER 32P BHS



PROWLER 25P RLS



PROWLER 286P BHS



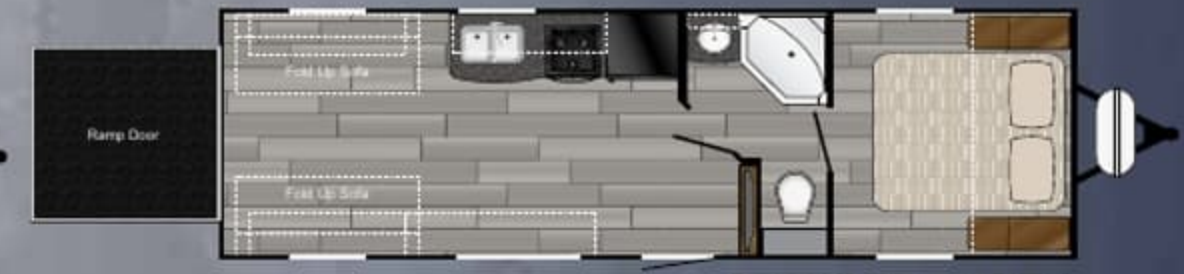
PROWLER 33P BHS



PROWLER 268P RBS



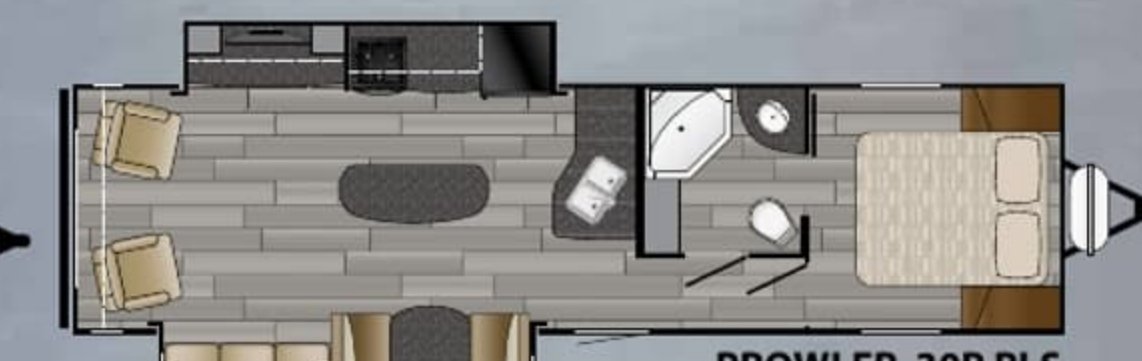
PROWLER 29P RKS



PROWLER 261P TH



PROWLER 28P BHS



PROWLER 30P RLS



PROWLER 281P TH

Note: Length defined as tow point (Ball coupler for travel trailers / King pin for 5th wheel trailers) to rear bumper. Add 9" w/ Extended Pin Box

# HIGHER STANDARDS...

## Construction Features

- Aluminum exterior metal sides
- Aluminum front exterior metal
- R-7 rated fiberglass insulated sidewall, roof, floor
- 5/8" Dyna Span® floor decking
- Roof rafters wood tapered 4-1/2" trusses
- Aerodynamic radius front profile
- Wall studs on 16" centers
- Electric-powered slide room with manual override
- Fully walkable roof
- 8' exterior width
- 80" interior ceiling height
- 2" x 3" longitudinal floor joists
- Cambered structural steel I-beam frame
- Finished pass-through storage
- Deep flush floor slides

## Exterior

- Radial tires with steel rims and E-Z Lube axles
- Molded fender skirts
- LED lit exterior speakers
- Under-body accent LED light strip
- Screen door
- Rain guttering with extra long drip spouts
- 30# LP bottles with auto change over and

- easy access cover
- Radius tinted safety glass windows
- Extra large entry grab handle
- Diamond plate stone guard
- Triple entrance step
- Backup camera prep
- LP quick connect

## Interior

- LED interior lights throughout
- LED light strip behind fascia
- Overhead cabinet over sofa in slide-outs
- Convertible sleeper sofas with arms
- Cable TV hook-up with RG6 coax cabling
- AM/FM/CD/DVD entertainment system w/ Bluetooth capability
- USB charging port
- Inside and outside speakers
- TV antenna with signal booster
- Chair rail in slide room
- Designer light over dinette
- Extra large skylight in living area
- Wood pocket door in bedroom and bunk room
- Built-in knife rack

## Heat, Air, Power and Water

- Hook-up for city water
- Systems monitor panel

- 12 Volt demand water pump
- 13,500 BTU ducted A/C
- 12 Volt electrical system
- 110 Volt 45 Amp power converter
- DSI gas and electric quick recovery hot water heater
- Built-in 30 Amp power cord
- 110 Volt GFCI protected exterior receptacle
- Auto-ignition furnace with wall thermostat
- In-floor ducted heat
- Water system winterization kit

## Kitchen

- Stainless steel appliances
- Microwave oven with carousel
- Ball bearing drawer guides
- Stainless Steel Residential style (50/50) sink
- Stainless steel pull-out faucet
- Flush mount three burner cook top
- Range hood with light and exhaust fan
- Double door refrigerator with freezer
- Spice rack - select models
- Pull-out trash can - select models
- Stainless steel knobs and pulls

## Bathroom

- ABS tub/shower surround
- Bathroom power vent
- Medicine cabinet with built-in shelf
- Towel ring
- Designer shower curtain
- Porcelain toilet with foot flush

## Bedroom

- TV hookups
- Shirt wardrobe in bedroom
- Finished under-bed storage with gas struts
- Deep overhead storage cabinet above bed

- Electric outlets on both sides of the bed
- Mirrors on wardrobe doors

## Standard Safety Equipment

- Propane alarm
- Break-away switch
- Dead-bolt lock on entrance door
- Dual hitch safety chains
- Smoke alarm
- Multiple egress windows
- Fire extinguisher
- Carbon monoxide alarm

## Options:

- Spare tire and carrier
- Manual stabilizer jacks (two pair)
- Power stabilizer jacks (two pair)
- Power tongue jack
- Exterior shower
- Exterior grill
- Electric awning with LED lights
- Aluminum wheels
- Rear ladder
- Black tank flush
- Fully enclosed/heated underbelly (required)
- Fiberglass exterior
- Night shades in living area and bedroom
- Tri-fold sleeper sofa- select models
- HD LCD TV
- Free standing dinette - select models
- 8 cubic foot refrigerator
- 15,000 BTU air conditioner in place of 13,500 BTU A/C
- 50 Amp electrical service with dual A/C - select models
- Double over double bunk configuration - select models

## PROWLER TRAVEL TRAILERS

MODEL	LENGTH	DRY	HITCH	HEIGHT	TANKS
20P RBS	26' 0"	4,925	450	10' 9"	42 <sup>F</sup> 35 <sup>G</sup> 35 <sup>B</sup>
25P RLS	30' 0"	6,238	995	11' 4"	42 <sup>F</sup> 35 <sup>G</sup> 35 <sup>B</sup>
268P RBS	30' 9"	6,198	626	11' 2"	42 <sup>F</sup> 35 <sup>G</sup> 35 <sup>B</sup>
28P BHS	32' 4"	6,612	850	11' 2"	42 <sup>F</sup> 35 <sup>G</sup> 35 <sup>B</sup>
28P RLS	33' 0"	6,856	665	11' 2"	42 <sup>F</sup> 35 <sup>G</sup> 35 <sup>B</sup>
286P BHS	34' 4"	6,782	654	11' 2"	42 <sup>F</sup> 35 <sup>G</sup> 35 <sup>B</sup>
29P RKS	34' 8"	7,286	812	11' 2"	42 <sup>F</sup> 70 <sup>G</sup> 35 <sup>B</sup>
30P RLS	35' 3"	7,786	838	11' 4"	42 <sup>F</sup> 35 <sup>G</sup> 35 <sup>B</sup>
32P BHS	35' 10"	7,849	920	11' 4"	42 <sup>F</sup> 70 <sup>G</sup> 35 <sup>B</sup>
33P BHS	36' 10"	8,812	784	11' 4"	42 <sup>F</sup> 70 <sup>G</sup> 35 <sup>B</sup>
261 PTH	30' 8"	5,274	788	11' 2"	42 <sup>F</sup> 35 <sup>G</sup> 35 <sup>B</sup>
281 PTH	33' 4"	6,783	1,274	11' 2"	42 <sup>F</sup> 35 <sup>G</sup> 35 <sup>B</sup>



# HIGHER STANDARDS...

## Construction Features

- Aluminum exterior metal sides
- Aluminum front exterior metal
- R-7 rated fiberglass insulated sidewall, roof, floor
- 5/8" Dyna Span® floor decking
- Roof rafters wood tapered 4-1/2" trusses
- Aerodynamic radius front profile
- Wall studs on 16" centers
- Electric-powered slide room with manual override
- Fully walkable roof
- 8' exterior width
- 80" interior ceiling height
- 2" x 3" longitudinal floor joists
- Cambered structural steel I-beam frame
- Finished pass-through storage
- Deep flush floor slides

## Exterior

- Radial tires with steel rims and E-Z Lube axles
- Molded fender skirts
- LED lit exterior speakers
- Under-body accent LED light strip
- Screen door
- Rain guttering with extra long drip spouts
- 30# LP bottles with auto change over and

- easy access cover
- Radius tinted safety glass windows
- Extra large entry grab handle
- Diamond plate stone guard
- Triple entrance step
- Backup camera prep
- LP quick connect

## Interior

- LED interior lights throughout
- LED light strip behind fascia
- Overhead cabinet over sofa in slide-outs
- Convertible sleeper sofas with arms
- Cable TV hook-up with RG6 coax cabling
- AM/FM/CD/DVD entertainment system w/ Bluetooth capability
- USB charging port
- Inside and outside speakers
- TV antenna with signal booster
- Chair rail in slide room
- Designer light over dinette
- Extra large skylight in living area
- Wood pocket door in bedroom and bunk room
- Built-in knife rack

## Heat, Air, Power and Water

- Hook-up for city water
- Systems monitor panel

- 12 Volt demand water pump
- 13,500 BTU ducted A/C
- 12 Volt electrical system
- 110 Volt 45 Amp power converter
- DSI gas and electric quick recovery hot water heater
- Built-in 30 Amp power cord
- 110 Volt GFCI protected exterior receptacle
- Auto-ignition furnace with wall thermostat
- In-floor ducted heat
- Water system winterization kit

## Kitchen

- Stainless steel appliances
- Microwave oven with carousel
- Ball bearing drawer guides
- Stainless Steel Residential style (50/50) sink
- Stainless steel pull-out faucet
- Flush mount three burner cook top
- Range hood with light and exhaust fan
- Double door refrigerator with freezer
- Spice rack - select models
- Pull-out trash can - select models
- Stainless steel knobs and pulls

## Bathroom

- ABS tub/shower surround
- Bathroom power vent
- Medicine cabinet with built-in shelf
- Towel ring
- Designer shower curtain
- Porcelain toilet with foot flush

## Bedroom

- TV hookups
- Shirt wardrobe in bedroom
- Finished under-bed storage with gas struts
- Deep overhead storage cabinet above bed

- Electric outlets on both sides of the bed
- Mirrors on wardrobe doors

## Standard Safety Equipment

- Propane alarm
- Break-away switch
- Dead-bolt lock on entrance door
- Dual hitch safety chains
- Smoke alarm
- Multiple egress windows
- Fire extinguisher
- Carbon monoxide alarm

## Options:

- Spare tire and carrier
- Manual stabilizer jacks (two pair)
- Power stabilizer jacks (two pair)
- Power tongue jack
- Exterior shower
- Exterior grill
- Electric awning with LED lights
- Aluminum wheels
- Rear ladder
- Black tank flush
- Fully enclosed/heated underbelly (required)
- Fiberglass exterior
- Night shades in living area and bedroom
- Tri-fold sleeper sofa- select models
- HD LCD TV
- Free standing dinette - select models
- 8 cubic foot refrigerator
- 15,000 BTU air conditioner in place of 13,500 BTU A/C
- 50 Amp electrical service with dual A/C - select models
- Double over double bunk configuration - select models

## PROWLER TRAVEL TRAILERS

MODEL	LENGTH	DRY	HITCH	HEIGHT	TANKS
20P RBS	26' 0"	4,925	450	10' 9"	42 <sup>F</sup> 35 <sup>G</sup> 35 <sup>B</sup>
25P RLS	30' 0"	6,238	995	11' 4"	42 <sup>F</sup> 35 <sup>G</sup> 35 <sup>B</sup>
268P RBS	30' 9"	6,198	626	11' 2"	42 <sup>F</sup> 35 <sup>G</sup> 35 <sup>B</sup>
28P BHS	32' 4"	6,612	850	11' 2"	42 <sup>F</sup> 35 <sup>G</sup> 35 <sup>B</sup>
28P RLS	33' 0"	6,856	665	11' 2"	42 <sup>F</sup> 35 <sup>G</sup> 35 <sup>B</sup>
286P BHS	34' 4"	6,782	654	11' 2"	42 <sup>F</sup> 35 <sup>G</sup> 35 <sup>B</sup>
29P RKS	34' 8"	7,286	812	11' 2"	42 <sup>F</sup> 70 <sup>G</sup> 35 <sup>B</sup>
30P RLS	35' 3"	7,786	838	11' 4"	42 <sup>F</sup> 35 <sup>G</sup> 35 <sup>B</sup>
32P BHS	35' 10"	7,849	920	11' 4"	42 <sup>F</sup> 70 <sup>G</sup> 35 <sup>B</sup>
33P BHS	36' 10"	8,812	784	11' 4"	42 <sup>F</sup> 70 <sup>G</sup> 35 <sup>B</sup>
261 PTH	30' 8"	5,274	788	11' 2"	42 <sup>F</sup> 35 <sup>G</sup> 35 <sup>B</sup>
281 PTH	33' 4"	6,783	1,274	11' 2"	42 <sup>F</sup> 35 <sup>G</sup> 35 <sup>B</sup>



# Prowler Lynx

BY HEARTLAND

## HIGH VALUE TRAVEL TRAILERS BY HEARTLAND



Model 285LX

# Prowler Lynx

BY HEARTLAND

## HIGH VALUE TRAVEL TRAILERS BY HEARTLAND



Model 285LX





Model 255LX



Rear Bunks Model 285LX



Model 30LX



Model 255LX



Model 32LX



Model 255LX



Rear Bunks Model 285LX



Model 30LX



Model 32LX



Model 255LX

**PROWLER LYNX TRAVEL TRAILERS**

# ***THE BEST FLOORPLANS!***



**PROWLER LYNX 18 LX**



**PROWLER LYNX 22 LX**



**PROWLER LYNX 25 LX**



**PROWLER LYNX 255 LX**



**PROWLER LYNX 28 LX**



**PROWLER LYNX 285 LX**



**PROWLER LYNX 30 LX**



**PROWLER LYNX 32 LX**



**PROWLER LYNX TRAVEL TRAILERS**

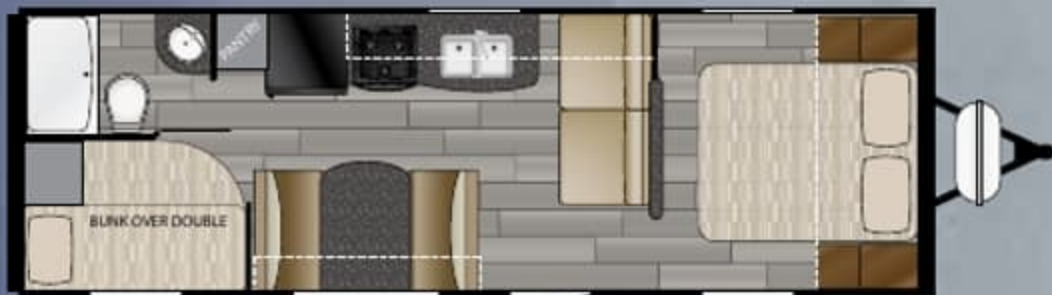
# THE BEST FLOORPLANS!



PROWLER LYNX 18 LX



PROWLER LYNX 22 LX



PROWLER LYNX 25 LX



PROWLER LYNX 255 LX



PROWLER LYNX 28LX



PROWLER LYNX 285 LX



PROWLER LYNX 30 LX



PROWLER LYNX 32LX



# HIGH VALUE TRAVEL TRAILERS BY HEARTLAND

## PROWLER LYNX TRAVEL TRAILERS

MODEL	LENGTH	DRY	HITCH	HEIGHT	TANKS
18LX	22' 11"	3,966	378	10' 9"	42 <sup>F</sup> 35 <sup>G</sup> 35 <sup>B</sup>
22LX	25' 7"	4,370	524	11' 0"	42 <sup>F</sup> 35 <sup>G</sup> 35 <sup>B</sup>
25LX	29' 1"	4,814	528	11' 0"	42 <sup>F</sup> 35 <sup>G</sup> 35 <sup>B</sup>
255LX	29' 6"	6,158	652	11' 2"	42 <sup>F</sup> 35 <sup>G</sup> 35 <sup>B</sup>
28LX	33' 5"	6,478	500	11' 2"	42 <sup>F</sup> 35 <sup>G</sup> 35 <sup>B</sup>
285LX	32' 7"	6,695	720	11' 2"	42 <sup>F</sup> 35 <sup>G</sup> 35 <sup>B</sup>
30LX	33' 11"	6,720	880	11' 2"	42 <sup>F</sup> 35 <sup>G</sup> 35 <sup>B</sup>
32LX	36' 4"	7,540	940	11' 2"	42 <sup>F</sup> 35 <sup>G</sup> 35 <sup>B</sup>

Note: Length defined as tow point (Ball coupler for travel trailers / King pin for 5th wheel trailers) to rear bumper.  
Add 9" w/ Extended Pin Box



## HIGHER STANDARDS...

### Construction Features

- Aluminum exterior metal sides
- Aluminum front exterior metal
- R-7 rated fiberglass insulated sidewall, roof, floor
- 5/8" Dyna Span® floor decking
- Roof rafters wood tapered 4-1/2" trusses
- Aerodynamic radius front profile
- Wall studs on 16" centers
- Electric-powered slide room (slide-out models)
- Deep, flush floor slideout room
- Fully walkable roof
- 8' exterior width
- 80" interior ceiling height
- 2" x 3" longitudinal floor joists
- Cambered structural steel I-beam frame
- Backers in wall for ladder install

### Exterior

- Radial tires with steel rims and E-Z Lube axles
- Molded fender skirts
- LED lit exterior speakers
- Under-body accent LED light strip
- Screen door
- Rain guttering with extra long drip spouts

- Radius tinted safety glass windows
- Backup camera prep

### Interior

- LED interior lights throughout
- LED light strip behind fascia
- Overhead cabinet over sofa in slide-outs
- Convertible sleeper sofas
- Cable TV hook-up with RG6 coax cabling
- AM/FM/CD stereo with Bluetooth capability
- Inside and outside speakers
- USB charging port
- TV antenna with signal booster
- Built-in knife rack

### Heat, Air, Power and Water

- Hook-up for city water
- Systems monitor panel
- 12 Volt demand water pump
- 13,500 BTU ducted A/C - select models
- 12 Volt electrical system with deluxe
- 110 Volt 45 Amp power converter
- DSI gas and electric quick recovery hot water heater
- 110 Volt GFCI protected exterior receptacle
- Auto-ignition furnace with wall thermostat
- In-floor ducted heat
- Water system winterization kit

### Kitchen

- Stainless steel appliances
- Stainless steel kitchen sink with high-rise faucet
- Microwave oven with carousel
- Ball bearing drawer guides
- Flush mount three burner cook top
- Range hood with light and exhaust fan
- Double door refrigerator with freezer
- Built-in knife rack behind stove
- Stainless steel knobs and pulls

### Bathroom

- ABS tub/shower surround
- Bathroom power vent
- Towel ring
- Designer shower curtain

### Bedroom

- TV hookups
- Shirt wardrobe in bedroom
- Mirrors on wardrobe doors
- Finished under-bed storage

### Standard Safety Equipment

- Propane alarm
- Break-away switch
- Dead-bolt lock on entrance door

- Dual hitch safety chains
- Smoke alarm
- Multiple egress windows
- Fire extinguisher
- Carbon monoxide alarm

### Options

- Spare tire and carrier
- Manual stabilizer jacks (two per axle)
- Power stabilizer jacks (two per axle)
- Power tongue jack
- Electric awning with LED lights
- HD LCD TV
- 15,000 BTU A/C or choice of 13,500 A/C
- 50 Amp electrical service with dual A/C - select models
- Night shades in living room and bedroom
- Fiberglass exterior
- Extra shower
- Traditional oven (required)
- Exterior grill
- Fully enclosed/heated underbelly (required)
- Double over double bunk configuration - select models

# HIGH VALUE TRAVEL TRAILERS BY HEARTLAND

## PROWLER LYNX TRAVEL TRAILERS

MODEL	LENGTH	DRY	HITCH	HEIGHT	TANKS
18LX	22' 11"	3,966	378	10' 9"	42 <sup>F</sup> 35 <sup>G</sup> 35 <sup>B</sup>
22LX	25' 7"	4,370	524	11' 0"	42 <sup>F</sup> 35 <sup>G</sup> 35 <sup>B</sup>
25LX	29' 1"	4,814	528	11' 0"	42 <sup>F</sup> 35 <sup>G</sup> 35 <sup>B</sup>
255LX	29' 6"	6,158	652	11' 2"	42 <sup>F</sup> 35 <sup>G</sup> 35 <sup>B</sup>
28LX	33' 5"	6,478	500	11' 2"	42 <sup>F</sup> 35 <sup>G</sup> 35 <sup>B</sup>
285LX	32' 7"	6,695	720	11' 2"	42 <sup>F</sup> 35 <sup>G</sup> 35 <sup>B</sup>
30LX	33' 11"	6,720	880	11' 2"	42 <sup>F</sup> 35 <sup>G</sup> 35 <sup>B</sup>
32LX	36' 4"	7,540	940	11' 2"	42 <sup>F</sup> 35 <sup>G</sup> 35 <sup>B</sup>

Note: Length defined as tow point (Ball coupler for travel trailers / King pin for 5th wheel trailers) to rear bumper.  
Add 9" w/ Extended Pin Box



## HIGHER STANDARDS...

### Construction Features

- Aluminum exterior metal sides
- Aluminum front exterior metal
- R-7 rated fiberglass insulated sidewall, roof, floor
- 5/8" Dyna Span® floor decking
- Roof rafters wood tapered 4-1/2" trusses
- Aerodynamic radius front profile
- Wall studs on 16" centers
- Electric-powered slide room (slide-out models)
- Deep, flush floor slideout room
- Fully walkable roof
- 8' exterior width
- 80" interior ceiling height
- 2" x 3" longitudinal floor joists
- Cambered structural steel I-beam frame
- Backers in wall for ladder install

### Exterior

- Radial tires with steel rims and E-Z Lube axles
- Molded fender skirts
- LED lit exterior speakers
- Under-body accent LED light strip
- Screen door
- Rain guttering with extra long drip spouts

- Radius tinted safety glass windows
- Backup camera prep

### Interior

- LED interior lights throughout
- LED light strip behind fascia
- Overhead cabinet over sofa in slide-outs
- Convertible sleeper sofas
- Cable TV hook-up with RG6 coax cabling
- AM/FM/CD stereo with Bluetooth capability
- Inside and outside speakers
- USB charging port
- TV antenna with signal booster
- Built-in knife rack

### Heat, Air, Power and Water

- Hook-up for city water
- Systems monitor panel
- 12 Volt demand water pump
- 13,500 BTU ducted A/C - select models
- 12 Volt electrical system with deluxe
- 110 Volt 45 Amp power converter
- DSI gas and electric quick recovery hot water heater
- 110 Volt GFCI protected exterior receptacle
- Auto-ignition furnace with wall thermostat
- In-floor ducted heat
- Water system winterization kit

### Kitchen

- Stainless steel appliances
- Stainless steel kitchen sink with high-rise faucet
- Microwave oven with carousel
- Ball bearing drawer guides
- Flush mount three burner cook top
- Range hood with light and exhaust fan
- Double door refrigerator with freezer
- Built-in knife rack behind stove
- Stainless steel knobs and pulls

### Bathroom

- ABS tub/shower surround
- Bathroom power vent
- Towel ring
- Designer shower curtain

### Bedroom

- TV hookups
- Shirt wardrobe in bedroom
- Mirrors on wardrobe doors
- Finished under-bed storage

### Standard Safety Equipment

- Propane alarm
- Break-away switch
- Dead-bolt lock on entrance door

- Dual hitch safety chains
- Smoke alarm
- Multiple egress windows
- Fire extinguisher
- Carbon monoxide alarm

### Options

- Spare tire and carrier
- Manual stabilizer jacks (two pairs)
- Power stabilizer jacks (two pairs)
- Power tongue jack
- Electric awning with LED lights
- HD LCD TV
- 15,000 BTU A/C in place of 13,500 A/C
- 50 Amp electrical service with dual A/C - select models
- Night shades in living room and bedroom
- Fiberglass exterior
- Extended shower
- Traditional oven (required)
- Exterior grill
- Fully enclosed/heated underbelly (required)
- Double over double bunk configuration - select models

# Prowler

BY HEARTLAND

A 49 YEAR **TRADITION**



## LIGHTER WEIGHT FIFTH WHEELS



Prowler offers the INDUSTRY's first, low cost 5th wheel. Prowler is priced like a travel trailer with the features of a 5th wheel. Prowler offers taller ceilings, easier tow-ability, and faster hook-ups. Explore roomy bathrooms with vaulted ceilings and functional space. Relax in well-designed living areas and dinettes. Prowler

engineers have taken special care to utilize every space for storage without sacrificing the luxuries of recreational living. Prowler designers have spent extra time planning the sleeping area that provides offset beds with more floor space for dressing as well as large wardrobe closets for storage.

PROWLER FIFTH WHEELS

# Prowler

BY HEARTLAND

A 49 YEAR **TRADITION**



## LIGHTER WEIGHT FIFTH WHEELS



Prowler offers the INDUSTRY's first, low cost 5th wheel. Prowler is priced like a travel trailer with the features of a 5th wheel. Prowler offers taller ceilings, easier tow-ability, and faster hook-ups. Explore roomy bathrooms with vaulted ceilings and functional space. Relax in well-designed living areas and dinettes. Prowler

engineers have taken special care to utilize every space for storage without sacrificing the luxuries of recreational living. Prowler designers have spent extra time planning the sleeping area that provides offset beds with more floor space for dressing as well as large wardrobe closets for storage.

PROWLER FIFTH WHEELS







Model P293



Model P326

Model P326



Model P293



# Prowler

BY HEARTLAND

PROWLER FIFTH WHEELS



PROWLER P280



PROWLER P326



PROWLER P290



PROWLER P293



# Prowler

BY HEARTLAND

PROWLER FIFTH WHEELS



PROWLER P280



PROWLER P326



PROWLER P290



PROWLER P293



# HIGHER STANDARDS...

## Exterior Standards

- XL folding assist handle at entry door
- Aluminum triple entry steps
- Aluminum wheels
- Radial tires
- Full walk on roof
- Radius tinted windows with safety glass
- Entrance door with radius corners
- Water heater bypass kit
- Exterior shower
- Gel coated fiberglass front cap - Tight Turn Technology
- Front hitch light
- 30# LP bottles
- Power awning with LED lights
- 50 AMP service
- Detachable power cord
- Cable TV hookup with antenna
- Power front jacks
- Power rear stabilizer jacks
- Spare tire
- Heated & enclosed underbelly
- Black tank flush
- Colored laminated sidewalls with aluminum studs
- Solar and back-up camera prep
- Dexter axles with EZ-Flex
- Magnetic compartment door hold-backs

- Full pass through basement storage

## Interior Standards

- LED interior lights throughout
- LED light strip behind fascia
- Residential 50/50 stainless steel kitchen sink
- Stainless steel appliances
- Eight cubic foot refrigerator
- Microwave oven with carousel
- Stainless steel hardware and hidden hinges
- Steel ball bearing drawer guides
- Box valances with lambrequins in living room
- Night shades in living area and bedroom
- AM/FM/CD/DVD entertainment center
- 13,500 BTU air conditioner
- Porcelain toilet with foot flush
- Beauflor flooring
- Two marine grade outdoor speakers
- Gas, electric, DSI water heater
- Gas oven with three burner range
- Range hood with light and exhaust fan
- Real wood drawer fronts
- Pocket bored screwed cabinets with hidden hinges
- Tri-fold sleeper sofa
- Push back recliners - select models
- Chair rail in slide room

- Skylight in the shower
- Sliding wood pocket doors
- Roof vents
- Neo angle glass shower - select models
- Designer light over dinette
- Designer bedspread
- Dual ducted AC system

## Standard Safety Equipment

- LP detector with alarm
- Break away switch
- Dead bolt lock on entrance door
- Dual hitch safety chains
- Smoke detector with alarm
- Multiple egress windows
- Fire extinguisher
- Carbon monoxide detector with alarm

## Options:

- Fold-down bike rack/storage tray
- HD LCD TV
- Sink covers
- 15,000 BTU air conditioner in place of 13,500 BTU
- Second A/C in bedroom - select models
- Electric landing gear - select models

## PROWLER FIFTH WHEELS

MODEL	LENGTH	DRY	HITCH	HEIGHT	AWNING	TANKS
P280	31' 11"	8,565	1,785	11' 10"	14'	47 <sup>F</sup> 80 <sup>G</sup> 40 <sup>B</sup>
P290	31' 3"	8,334	1,630	11' 10"	14'	47 <sup>F</sup> 80 <sup>G</sup> 40 <sup>B</sup>
P293	32' 7"	8,954	1,640	11' 10"	17'	47 <sup>F</sup> 80 <sup>G</sup> 40 <sup>B</sup>
P326	36' 9"	9,612	1,850	11' 10"	15'	47 <sup>F</sup> 80 <sup>G</sup> 80 <sup>B</sup>

Note: Length defined as tow point (Ball coupler for travel trailers / King pin for 5th wheel trailers) to rear bumper.  
Add 9" w/ Extended Pin Box



# HIGHER STANDARDS...

## Exterior Standards

- XL folding assist handle at entry door
- Aluminum triple entry steps
- Aluminum wheels
- Radial tires
- Full walk on roof
- Radius tinted windows with safety glass
- Entrance door with radius corners
- Water heater bypass kit
- Exterior shower
- Gel coated fiberglass front cap - Tight Turn Technology
- Front hitch light
- 30# LP bottles
- Power awning with LED lights
- 50 AMP service
- Detachable power cord
- Cable TV hookup with antenna
- Power front jacks
- Power rear stabilizer jacks
- Spare tire
- Heated & enclosed underbelly
- Black tank flush
- Colored laminated sidewalls with aluminum studs
- Solar and back-up camera prep
- Dexter axles with EZ-Flex
- Magnetic compartment door hold-backs

- Full pass through basement storage

## Interior Standards

- LED interior lights throughout
- LED light strip behind fascia
- Residential 50/50 stainless steel kitchen sink
- Stainless steel appliances
- Eight cubic foot refrigerator
- Microwave oven with carousel
- Stainless steel hardware and hidden hinges
- Steel ball bearing drawer guides
- Box valances with lambrequins in living room
- Night shades in living area and bedroom
- AM/FM/CD/DVD entertainment center
- 13,500 BTU air conditioner
- Porcelain toilet with foot flush
- Beauflor flooring
- Two marine grade outdoor speakers
- Gas, electric, DSI water heater
- Gas oven with three burner range
- Range hood with light and exhaust fan
- Real wood drawer fronts
- Pocket bored screwed cabinets with hidden hinges
- Tri-fold sleeper sofa
- Push back recliners - select models
- Chair rail in slide room

- Skylight in the shower
- Sliding wood pocket doors
- Roof vents
- Neo angle glass shower - select models
- Designer light over dinette
- Designer bedspread
- Dual ducted AC system

## Standard Safety Equipment

- LP detector with alarm
- Break away switch
- Dead bolt lock on entrance door
- Dual hitch safety chains
- Smoke detector with alarm
- Multiple egress windows
- Fire extinguisher
- Carbon monoxide detector with alarm

## Options:

- Fold-down bike rack/storage tray
- HD LCD TV
- Sink covers
- 15,000 BTU air conditioner in place of 13,500 BTU
- Second A/C in bedroom - select models
- Electric landing gear - select models

## PROWLER FIFTH WHEELS

MODEL	LENGTH	DRY	HITCH	HEIGHT	AWNING	TANKS
P280	31' 11"	8,565	1,785	11' 10"	14'	47 <sup>F</sup> 80 <sup>G</sup> 40 <sup>B</sup>
P290	31' 3"	8,334	1,630	11' 10"	14'	47 <sup>F</sup> 80 <sup>G</sup> 40 <sup>B</sup>
P293	32' 7"	8,954	1,640	11' 10"	17'	47 <sup>F</sup> 80 <sup>G</sup> 40 <sup>B</sup>
P326	36' 9"	9,612	1,850	11' 10"	15'	47 <sup>F</sup> 80 <sup>G</sup> 80 <sup>B</sup>

Note: Length defined as tow point (Ball coupler for travel trailers / King pin for 5th wheel trailers) to rear bumper.  
Add 9" w/ Extended Pin Box





Heartland Recreational Vehicles

2831 Dexter Drive • Elkhart, IN 46514 • 574-262-5992

### Community. Convenience. Close-to-home.

Where you purchase your recreational vehicle is ultimately your decision but Heartland urges you to consider buying at your local dealer. Dealers are part of your community, providing jobs and contributing to your local economy. These dealers are under obligation to provide warranty service for products they sell, but are not legally required to service products purchased from other dealers. At some point, you may need to return to the dealer you buy from - why not stay close to home? After all, home is where your Heartland is!

### BENEFITS OF PURCHASING YOUR RV LOCALLY:

- You enjoy valuable relationship building with Dealer Representatives, close to your home, who will explain the features and benefits of the product.
- You receive a full product orientation prior to delivery, which includes hands-on directions for many of the coach's systems and functions. You are also introduced to the Dealership's Service/Parts/Warranty personnel who are at the ready to help you with any issues you may encounter, now and in the future.
- You enjoy customer PRIORITY. Dealerships generally service their purchasing customers first - others may experience long delays and miss opportunities to use their RV. What is it worth for you to have a dealership's full attention and motivation to satisfy you when you need service - in a timely manner?
- Valuable TAX dollars and jobs stay in YOUR community which pays for your roads, schools, police and fire departments.

### DON'T UNDERESTIMATE CUSTOMER SERVICE AND PERSONAL CARE!

For Canadian Residents: If you purchase an RV out-of-country, there are additional fees, taxes and inspections that must be met before bringing your product home. Your local Canadian dealers are experts in these provisions.



Your Authorized Heartland Dealer:

HEARTLAND PROUDLY PARTNERS WITH THE HIGHEST QUALITY VENDORS:



# Prowler



### HEARTLAND CUSTOMER SERVICE WE'VE GOT YOUR BACK!

Over 40 men and women located in a dedicated facility servicing our customers every day. With a dealer network of over 400 locations across the U.S. and Canada, you're never far from an authorized Heartland dealer.

Product information is as accurate as possible as of the date of publication of this brochure. Due to Heartland's commitment to continuous product improvement - floorplans, materials, components, features, measurements, specifications, options, etc. are subject to change at any time without notice or obligation. In certain conditions some additional equipment may be needed. Photos may show optional equipment or props used for photography purposes only.

Heartland has listed the approximate base weight of the trailer without the option equipment included. Option equipment will impact the weight of the trailer. Please locate the weight sticker attached to the trailer you are considering for the most accurate trailer weight.

Tow Vehicle Caution: Owners of Heartland recreational vehicles are solely responsible for the selection and proper use of tow vehicles. All customers should consult with a motor vehicle manufacturer or their dealer concerning the purchase and use of suitable tow vehicles for Heartland products. Heartland disclaims any liability or damages suffered as a result of the selection, operation, use or misuse of a tow vehicle. Heartland's limited warranty does not cover damage to the recreational vehicle or the tow vehicle as a result of the selection of the tow vehicle.

[www.HEARTLANDRVs.com](http://www.HEARTLANDRVs.com)

**Experience:**  
 Product Walk-Through Videos  
 Side By Side Comparisons  
 Feature Videos • Photo Galleries  
 Virtual 360° Tours  
 Detailed Floor Plans  
 News • Testimonials  
 Dealer Locator • Owners Club  
 Customer Service • Service Locator  
 and More at our Informative Web Site

[www.heartlandrvs.com](http://www.heartlandrvs.com)  
 FOR ADDITIONAL INFORMATION



Heartland Recreational Vehicles

2831 Dexter Drive • Elkhart, IN 46514 • 574-262-5992

### Community. Convenience. Close-to-home.

Where you purchase your recreational vehicle is ultimately your decision but Heartland urges you to consider buying at your local dealer. Dealers are part of your community, providing jobs and contributing to your local economy. These dealers are under obligation to provide warranty service for products they sell, but are not legally required to service products purchased from other dealers. At some point, you may need to return to the dealer you buy from - why not stay close to home? After all, home is where your Heartland is!

### BENEFITS OF PURCHASING YOUR RV LOCALLY:

- You enjoy valuable relationship building with Dealer Representatives, close to your home, who will explain the features and benefits of the product.
- You receive a full product orientation prior to delivery, which includes hands-on directions for many of the coach's systems and functions. You are also introduced to the Dealership's Service/Parts/Warranty personnel who are at the ready to help you with any issues you may encounter, now and in the future.
- You enjoy customer PRIORITY. Dealerships generally service their purchasing customers first - others may experience long delays and miss opportunities to use their RV. What is it worth for you to have a dealership's full attention and motivation to satisfy you when you need service - in a timely manner?
- Valuable TAX dollars and jobs stay in YOUR community which pays for your roads, schools, police and fire departments.

### DON'T UNDERESTIMATE CUSTOMER SERVICE AND PERSONAL CARE!

For Canadian Residents: If you purchase an RV out-of-country, there are additional fees, taxes and inspections that must be met before bringing your product home. Your local Canadian dealers are experts in these provisions.

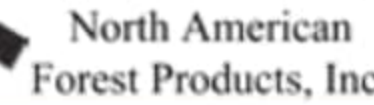


### Your Authorized Heartland Dealer:

Colton RV & Marine  
3122 Niagara Falls Blvd  
North Tonawanda, NY 14120  
(716) 694-0188  
www.ColtonRV.com

Colton RV & Marine  
3443 Southwestern Blvd.  
Orchard Park, NY 14127  
(716) 957-3250  
www.Coltonrv.com

HEARTLAND PROUDLY PARTNERS WITH THE HIGHEST QUALITY VENDORS:



# Prowler



### HEARTLAND CUSTOMER SERVICE WE'VE GOT YOUR BACK!

Over 40 men and women located in a dedicated facility servicing our customers every day. With a dealer network of over 400 locations across the U.S. and Canada, you're never far from an authorized Heartland dealer.

Product information is as accurate as possible as of the date of publication of this brochure. Due to Heartland's commitment to continuous product improvement - floorplans, materials, components, features, measurements, specifications, options, etc. are subject to change at any time without notice or obligation. In certain conditions some additional equipment may be needed. Photos may show optional equipment or props used for photography purposes only.

Heartland has listed the approximate base weight of the trailer without the option equipment included. Option equipment will impact the weight of the trailer. Please locate the weight sticker attached to the trailer you are considering for the most accurate trailer weight.

Tow Vehicle Caution: Owners of Heartland recreational vehicles are solely responsible for the selection and proper use of tow vehicles. All customers should consult with a motor vehicle manufacturer or their dealer concerning the purchase and use of suitable tow vehicles for Heartland products. Heartland disclaims any liability or damages suffered as a result of the selection, operation, use or misuse of a tow vehicle. Heartland's limited warranty does not cover damage to the recreational vehicle or the tow vehicle as a result of the selection of the tow vehicle.

www.HEARTLANDRVs.com



### Experience:

- Product Walk-Through Videos
- Side By Side Comparisons
- Feature Videos • Photo Galleries
- Virtual 360° Tours
- Detailed Floor Plans
- News • Testimonials
- Dealer Locator • Owners Club
- Customer Service • Service Locator
- and More at our Informative Web Site



www.heartlandrvs.com  
FOR ADDITIONAL INFORMATION