

INFLUENCE™



GRAND DESIGN
RECREATIONAL VEHICLES





HOME SWEET HOME.

If you're simply looking for more room to breathe, the Influence has all the space of a Solitude in a more affordable package. Its taller ceilings, bigger cabinets, and a sweeping scenic window will make you feel right at home as long as you like.



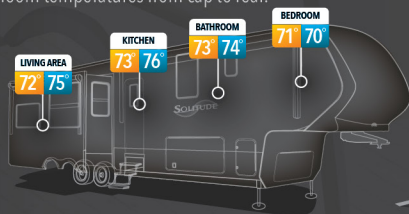
3503GK Shown

INFLUENCE™



The Influence has been third-party tested in extreme outdoor conditions. The heating and cooling system passed with flying colors – delivering comfortable and even room temperatures from cap to rear.

Note: Testing was performed in a temperature controlled chamber and does not account for variables such as wind, humidity, and altitude.



MAXIMUM INSULATION

1 THERMAL ROOF DESIGN R-40*

Fiberglass insulation and a layer of radiant foil insulation cover the roof. Grand Design goes further by extending both insulation layers the full length of the roof and around to the bottom of the front cap. To maximize the effectiveness of the insulation, a vented attic allows condensation to escape the roof structure.

2 EXCLUSIVE COMBINATION! FULLY LAMINATED WALLS R-11*

Sidewalls, rear wall, slideroom endwalls and slideroom roof are all welded aluminum framed and laminated with rigid foam insulation. Many manufactures use wood framing and soft fiberglass insulation in the rear wall and slideroom that can settle over time and leave uninsulated air gaps.

3 EXCLUSIVE! TRIPLE INSULATED MAIN FLOOR R-45*

The underbelly is lined with a radiant foil insulation barrier (Layer 1) and then covered with fiberglass insulation (Layer 2). The main floor enhances the R-Value with yet another layer of fiberglass insulation (Layer 3).

4 EXCLUSIVE! RAIL-TITE UNDERBELLY SEAL

Rigid aluminum rails are fastened around the perimeter of the underbelly to keep the corrugated barrier up tight against the frame for a better seal from the elements.

5 INSULATED GOOSENECK

Fiberglass insulation under the gooseneck is a place often forgotten by other manufactures.

6 1.5" INSULATED BAGGAGE DOORS

Rigid foam insulation lines the inside of our heavy duty baggage doors.



MAXIMUM FUNCTION

4 40,000 BTU OF HEATING POWER

A high performance furnace and fireplace combine to deliver the heat.

5 EVENFLOW HEATING SYSTEM

Vertically mounted heat vents are integrated into the cabinet bases. These vents push hot air from front to back (rather than straight up) and eliminate the need for floor vents that can collect dirt and debris, and are easily broken.

6 HEATED UNDERBELLY & STORAGE BAY

Dedicated heat ducts run to both the underbelly and storage bay. 12-volt heat pads on each holding tank, and the enclosed utility center with low-point drains provide a functional water system – even in extreme cold.



*Equivalent R-Value

Designed for your Comfort
RV AIRFLOW SYSTEMS™

- ▶ Balances Air Flow Throughout the RV
- ▶ Increases A/C Air Volume
- ▶ Efficiency Leads to Energy and Cost Savings
- ▶ Reduces Temperature in a Shorter Amount of Time

RAISING THE BAR IN CUSTOMER SERVICE & WARRANTY

Every Grand Design RV is backed with a class leading 3-year limited structural warranty. By selecting suppliers with similar philosophies, many components used on our coaches also carry an extended warranty through the component manufacturer.

- ▶ **FLOOR DECKING** (25 Years)
- ▶ **AXLES** (5 Years)
- ▶ **EXTERIOR GRAPHICS** (5 Years)
- ▶ **CHASSIS** (3 Years)
- ▶ **ROOF COVERING** (Limited Lifetime)
- ▶ **TIRE WARRANTY** (5 Years w/12 Month no questions asked replacement for manufacturer defects)



EXCLUSIVE! SUPERCHASSIS

101" Wide Body Chassis - A full 5" wider than many coaches in its class, the widebody chassis allows for more livable floor space with deeper sliderooms, wider sofas in rear lounge models, and space saving sliding pocket doors into the bathrooms...all at a shorter towing length.

Wide Rail Design - Heavy duty I-beam main rails are placed further outward on the chassis. This wider rail placement provides a more stable jack stance, and allows for the slideroom gearpacks to be enclosed inside the frame rails (rather than outside).

Running Gear - Reinforced axle hangers, metal wheel wells, 1/2" shackles, greasable wet bolts and bronze bushings.



NOW WITH REINFORCED AXLE HANGERS!

STEALTH 3+ SMART A/C SYSTEM

RUN THREE 15K ACS AT THE SAME TIME!

ULTRA QUIET
 Up to **2x quieter** than the competition.

MAXIMUM AVAILABLE COOLING POWER
 Dual 15,000 BTU A/Cs (opt. 3rd A/C)
 (3rd A/C NA on 2903RL)





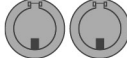

AIRTITE CONNECTORS
 All duct pieces are securely fastened together using special connector brackets.

RACETRACK DUCTING True Racetrack Ducting extends past each AC unit to allow for uninterrupted airflow from the front to the back of the coach.



STANDARD FEATURES

SOLAR PACKAGE

-  16CU 12V Refer
-  330W Solar Panel
-  50 AMP Controller
-  Inverter Prep
-  2 Dock Ports
-  Bluetooth Module

THE ESSENTIALS



ANTI-LOCK BRAKES
STD. ON 8K DRUM BRAKES ONLY



TPMS SYSTEM
MONITORS PRESSURE AND TEMPERATURE



PET FRIENDLY



SOFT CLOSE CABINETS



TANKLESS WATER HEATER



MAXIMIZED PASS-THRU STORAGE



Pay As You Go Mobile Internet

travlfli™ For more information visit: travlfli.com

Introducing the ALL NEW **SMART SINK**

Travel in style without compromising on convenience.

Introducing the luxurious smart sink for RVs, blending opulence with innovation for the modern road adventurer.



- Colander
- Cutting Board
- Soap Dispenser
- Cup Rinsers
- Waterfall
- 3 Spray Modes

HIGHLIGHTED OPTIONS


DISC BRAKES UPGRADE



Disc brakes enhances safety by providing improved stopping power and reduces maintenance needs, resulting in a smoother and more reliable travel experience.

Generator Prep + Generator
Onan 5500 Watt LP Generator

FOR MORE INFORMATION
SCAN THE QR CODE USING YOUR MOBILE PHONE CAMERA APP



SOLAR+ PACKAGE

(330W PANEL and 50 AMP CONTROLLER STANDARD)



Dual 330W Solar Panels



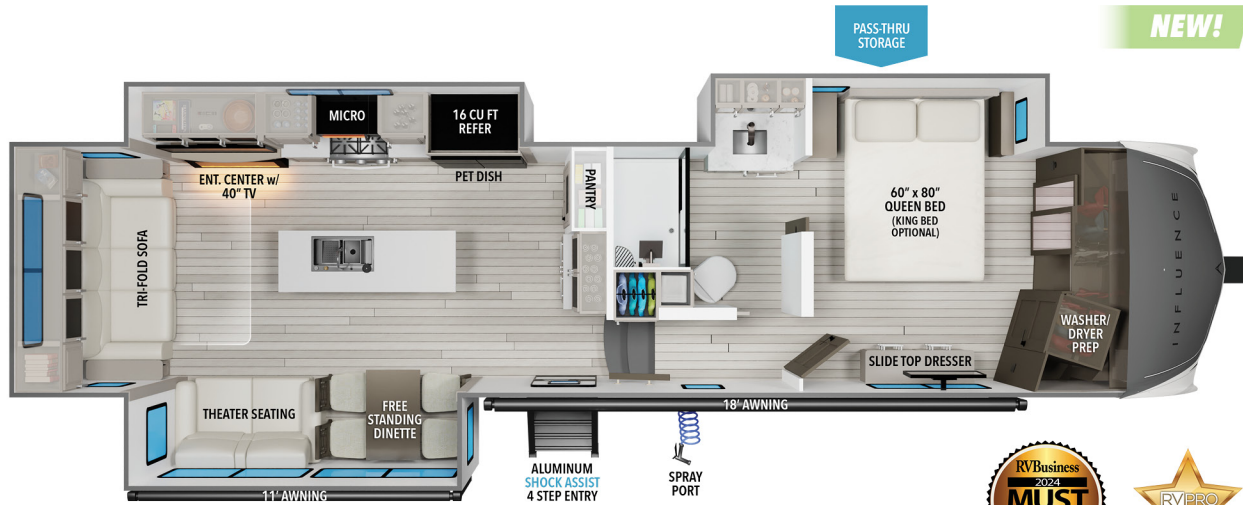
2000W Inverter
Two Ports
Expandable to 1320W

Because of our commitment to continuous product improvement, Grand Design Recreational Vehicles reserves the right to change components, standards, options, specifications, and materials without notice and at any time. Photos may show optional equipment which may not be included in the standard purchase price of the featured unit. Be sure to review current product details with your local dealer before purchasing.



NEW!

2903RL U¹VW¹ H¹ITCH¹ GVWR LENGTH¹ HEIGHT CAPACITY
TBD **TBD** **TBD** **TBD** **34' 4"** **13' 5"** **81 106 53**



NEW!

3503GK U¹VW¹ H¹ITCH¹ GVWR LENGTH¹ HEIGHT CAPACITY
13,868 **2,670** **16,800** **TBD** **38' 3"** **13' 6"** **81 106 53**



NEW!

3704BH U¹VW¹ H¹ITCH¹ GVWR LENGTH¹ HEIGHT CAPACITY
14,798 **2,728** **16,800** **TBD** **40' 4"** **13' 6"** **81 106 106**



¹ Based on average weight of the standard build. ¹ Hitch to rear

WE STRIVE FOR NOTHING LESS THAN CUSTOMERS FOR LIFE!



Thank you for taking the time to tour our coach.

We would like to share what sets Grand Design RV apart from all other RV manufacturers and why this difference is important to you.

My close friends and I were part of an ownership team at a travel trailer, fifth wheel company that grew to become one of the largest RV manufacturers in the world. While proud of this accomplishment, it became difficult to stay in touch with customers, employees, and ultimately the quality of the final product. It became obvious, there was a better way.

In 2012 we started with a mission to build a better RV company. A company with a culture that desires a long-term, personal connection with customers, employees and dealers – that company became Grand Design RV. Our business model of doing the right thing has led us to many years of unparalleled growth.

At Grand Design we are customer centered and everything we do daily revolves around you. Our goal is simple – continue to lead the industry with quality, innovative products while striving to improve our customers' RV experience before, during and after their purchase. We strive for nothing less than customers for life and I would be honored to personally welcome you to the Grand Design family.

Warmest Regards,

President / CEO / Co-Founder

QUALITY IS NOT AN OPTION, IT'S A HABIT!

Since day one dealers have reported their satisfaction levels confidentially regarding reliability and quality, parts, warranty and sales and rated us among the highest-rated RV manufacturers for EVERY one of our product lines, EVERY year.



LONG TERM VALUE

Everything we do at our company is designed to build long-term value in what we offer our customers, "More features and superior value for your dollar."

CUSTOMER CENTERED

Our focus, from the very first day we opened our doors, revolves around our customers. Your satisfaction is our future. GDRV4Life!

STAYING CONNECTED

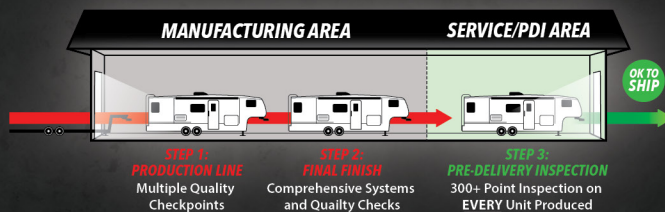
Magic happens when the CEO and Senior Management actively work with the production facilities to help build the team and develop products.

EXPERIENCED WORKFORCE

Our local workforce has been hand-picked and has an excellent reputation for second-to-none industry craftsmanship.

RAISING THE QUALITY BAR

We put every Grand Design RV through a series of quality inspection gates during the manufacturing process. Once completed, the unit undergoes a comprehensive "final finish" inspection. At this point, most manufacturers ship their coaches to the dealer for retail sale. We aren't most manufacturers. Every one of our coaches is moved to a PDI (Pre-Delivery Inspection) area where they are put through a rigorous 300+ point inspection checklist. It is only after this PDI that we certify a unit ready to ship to our dealers.



SUPERIOR SERVICE

Anything built by humans that travels down the open road is subject to issues. It's how those issues are addressed that makes Grand Design so special to our owners. Visit the independent owners page on Facebook (Grand Design RV Owners) and see for yourself. We take care of our customers after the sale. An informed customer will be a Grand Design customer!

CLASS LEADING WARRANTY

We back every one of our coaches with a 3-year limited structural warranty.

REV 12.5.23

Colton RV & Marine
3122 Niagara Falls Blvd
North Tonawanda, NY 14120
(716) 694-0188
www.ColtonRV.com

Colton RV
3443 Southwestern Blvd.
Orchard Park, NY 14127
(716) 957-3250
www.Coltonrv.com