

# CLIPPER

by Coachmen



**Coachmen**  
Recreational Vehicles  
A division of Forest River, Inc.

**Camping Without Compromise**

*Ultra Light Conventional Travel Trailers*



# CLIPPER

by Coachmen

## Premium Value

### Water Capacity Clipper vs. the competition



Fresh Water Capacity



Gray Water Capacity



Black Water Capacity



Experience the camping lifestyle at an affordable price, without sacrificing style, comfort and convenience. These sturdy Travel Trailers are designed with the most popular amenities on the market today!

## Affordable Comfort and Convenience

### Clipper 7' Wide Travel Trailers



Standard radial tires.  
(Deluxe Package shown with upgraded aluminum wheels)



Four standard heavy duty stabilizing jacks



Norco NXG chassis featuring E-Coat technology



13,500 BTU air conditioner



Standard power awning



Long-lasting LED lighting brightens the interior

Pleated night shades (Deluxe Package shown)


Stonecast sink with high neck faucet

High pressure seamless laminate countertops

17BH



The optional Murphy bed optimizes your living space and provides a comfortable seating area.



Congoleum residential grade Diamondflor with 100% adhesion combines beauty and durability



Screwed lumbercore cabinetry with hardwood mortise and tenon doors



Jensen AM/FM/Bluetooth stereo with app control includes Interior/Exterior speakers



Interior Command Center controls awning, interior lighting, slide out, water heater/pump, battery indicator lights and has two USB outlets.



# CLIPPER

by Coachmen

## Cadet Series



*For the budget minded camper, the Clipper Cadet offers unequalled affordability without compromising traditional Clipper quality and looks.*



*Cadet 17SFQ kitchen with 3 cu. ft. 110V refrigerator and loads of storage*

*Strong, walk on roof!*



*Designed for the 5000 lb. tow class, the Coachmen Clipper 7'6" wide series is the perfect combination of features, quality and towability.*



**17CFQ**



*21FQ Kitchen*



Clipper's exclusive power hidden bunk adds additional sleeping space without compromising living space.

(Shown with optional Entertainment Package)

**21RBSS**

21FQ  
Bath



## Clipper 7'6" Wide Tandem Axle Travel Trailers



Tandem axles enhance stability



Double 20 lb. LP tanks



Deep, double bowl Stonecast sink with high neck faucet

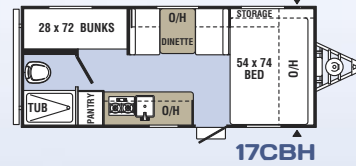
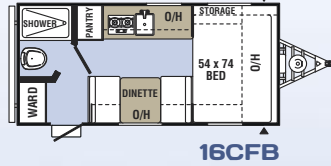
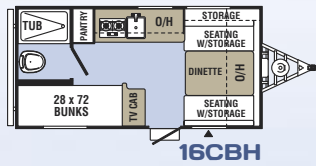
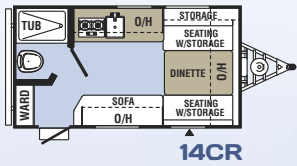


3 Burner range with Piezo ignitor

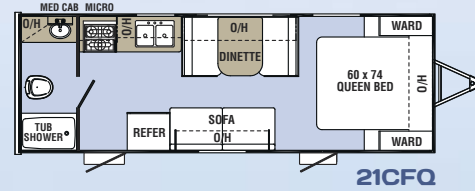
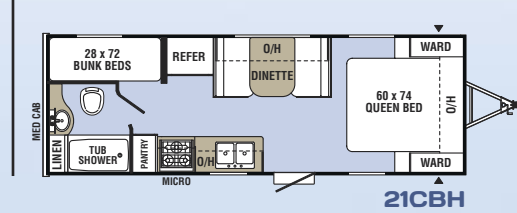
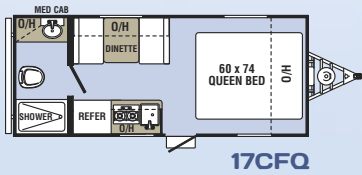


20,000 BTU Ducted furnace

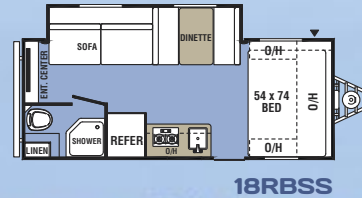
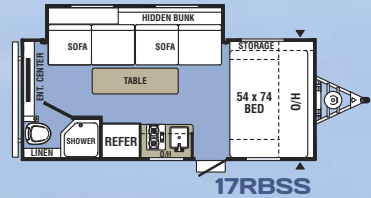
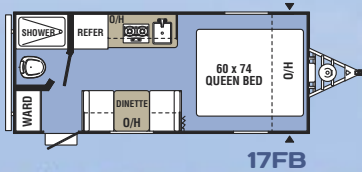
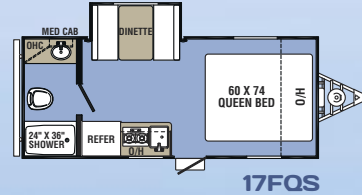
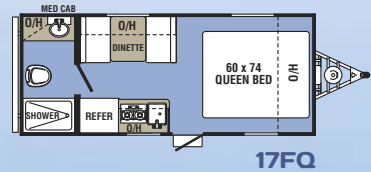
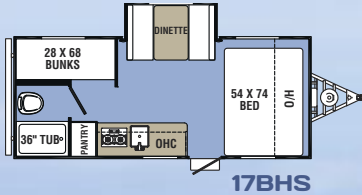
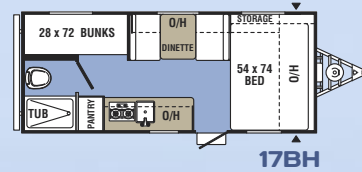
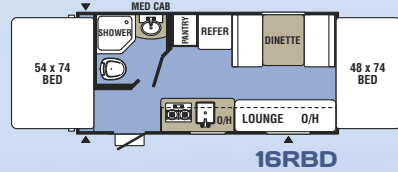
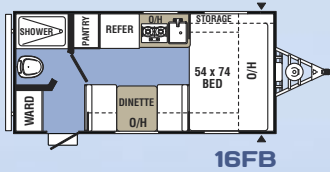
## Clipper 7' Wide Cadet



## Clipper 7'6" Wide Cadet

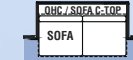


## Clipper 7' Wide Single Axle



### Floorplan Options

OPT. SOFA SLIDE OUT



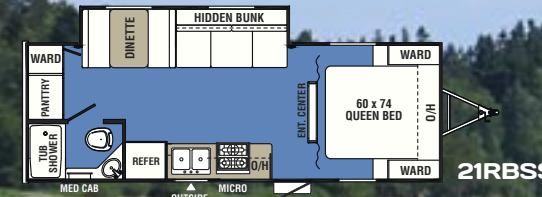
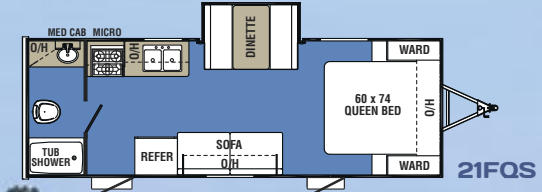
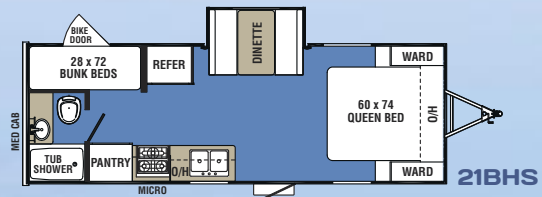
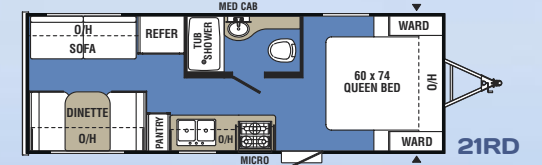
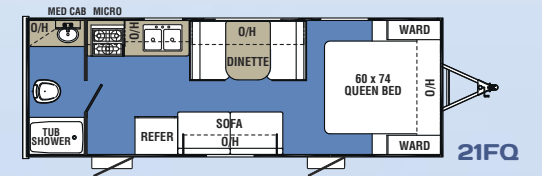
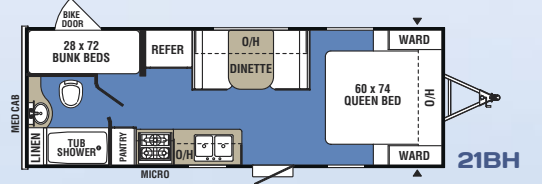
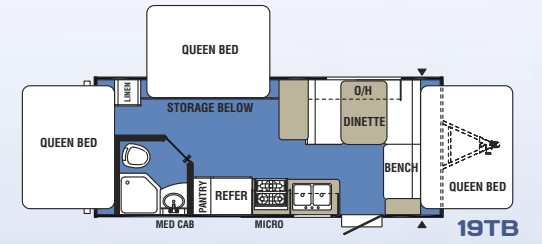
17FQS

W/OPT MURPHY BED



17FQS, 17FQ, 21BH, 21BHS

## Clipper 7'6" Wide Tandem Axle



# Standard Features

	Clipper Cadet	Single Axle Clipper	Tandem Axle Clipper
<b>CHASSIS</b>			
Norco NXG Chassis	■	■	■
Double Steps	■	■	■
Single Dexter® E-Z Lube® Axle	■	■	■
Dual Dexter® E-Z Lube® Axle			■
Electric Brakes	■	■	■
Radial Tires	■	■	■
Spare Tire & Carrier		■	■
Scissor Style Jacks with Pads (4)		■	■
Scissor Style Jacks with Pads (2)	■		
Heavy Duty Tongue Jack	■	■	■
Safety Chains	■	■	■
Single 20# LP Tank	■	■	
Dual 20# LP Tanks			■
<b>EXTERIOR</b>			
Diamond Plate Front and Rear Wall Protection	■	■	■
Heavy Duty .030/.024 Mesa Exterior (Flat Front Metal except Cadet)	■	■	■
Aerodynamic Front Profile	■	■	■
Tinted Safety Glass Windows	■	■	■
Front Rockguard Window		■	■
Radiused Entry and Baggage Doors	■	■	■
Power Awning	■	■	■
Exterior Speakers		■	■
Grab Handle	■	■	■
Alpha Superflex Roofing	■	■	■
Walk On Roof		■	■
Bathroom Skylight	■	■	■
Power Bath Vent		■	■
Manual Bath Vent	■		

	Clipper Cadet	Single Axle Clipper	Tandem Axle Clipper
<b>EXTERIOR</b>			
Onmidirectional TV Antenna		■	■
Cable/Satellite Hook-up	■	■	■
Zamp Solar Port		■	■
Back-up Camera Prep	■	■	■
120 Volt GFI Exterior Recept	■	■	■
Amber Patio Light	■	■	■
Oversized Fresh Water Tank	■	■	■
Oversized Gray Water Tank	■	■	■
Oversized Black Water Tank	■	■	■
LED Exterior Lights	■	■	■
Power Package: Power Tongue Jack, Power Stabilizer Jacks			■
<b>INTERIOR</b>			
100% Adhesion Residential Grade Linoleum	■	■	■
Dark Ash Cabinetry	■	■	■
Mortise and Tenon Residential Cabinet Doors		■	■
Screwed Lumbercore Cabinet Fronts	■	■	■
Residential Laminated Countertops	■	■	■
Ultra Comfort 4" High Density Cushions	■	■	■
12 Volt LED Interior Lights	■	■	■
Stone Cast Sink	■	■	■
High Neck Kitchen Faucet	■	■	■
2 Burner High Output Range	■	■	
3 Burner High Output Range			■
Powered Range Vent	■	■	■
Microwave		■	■
13,500 BTU Roof A/C	■	■	■
20,000 BTU Furnace	■	■	■

	Clipper Cadet	Single Axle Clipper	Tandem Axle Clipper
<b>INTERIOR</b>			
12 Volt On Demand Water Pump	■	■	■
6 Gal. DSI Gas Water Heater	■	■	■
7 Cu. Ft. Two Way Norcold Refrigerator		■	■
3 Cu. Ft. 110 Volt Refrigerator	■		
Jensen AM/FM Bluetooth Stereo with App Control		■	■
Interior Command Center	■	■	■
Mini Blinds	■	■	■
120 Volt Interior Outlets	■	■	■
Interior Light Switches	■	■	■
<b>POPULAR OPTIONS</b>			
<b>Deluxe Package:</b> Aluminum Wheels, Lend-A-Hand Assist Handle, Exterior Shower, Pleated Night Shades, Tub Surround, Bath Door Mirror		■	■
<b>Entertainment Package:</b> 32" LED Flat Panel TV, AM/FM/CD/DVD/Bluetooth Stereo			■
Murphy Bed (17FQ, 17FQS, 21BH, 21BHS)		■	■
Slide Out Sofa ILO Dinette (17FQS Only)		■	■
40 Watt Zamp Portable Solar Panel		■	■
80 Watt Zamp Portable Solar Panel		■	■
Bed End Fan Light (16RBD Only)		■	
Second Bed End Fan Light (16RBD Only)		■	
"Jack It" Bike Rack		■	■
Smart Jack		■	■
Spare Tire and Carrier	■		
<b>All Terrain Package:</b> Flipped Axle, 15" All Terrain Tires	■	■	

# Clipper Travel Trailer Specifications

Model:	CLIPPER CADET								CLIPPER 7' WIDE SINGLE AXLE								CLIPPER 7'6" WIDE TANDEM AXLE							
	14CR	16CBH	16CFB	17CBH	17CFQ	21CBH	21CFQ	16FB	16RBD	17BH	17BHS	17FQ	17FQS	17FB	17RBSS	18RBSS	19TB	21BH	21FQ	21RD	21BHS	21FQS	21RBSS	
Hitch Weight (Lbs.)	303	319	360	401	292	478	TBD	403	333	340	425	330	375	345	385	440	405	525	414	625	585	584	541	
U.V.W. (Lbs.)	2335	2306	2442	2694	2749	4232	TBD	2777	2958	3014	3437	3064	3325	3007	3746	3984	4059	4468	4074	4610	4709	4596	5012	
GVWR (Lbs.)	3803	3634	3675	3716	3792	6478	TBD	3718	3833	3840	4425	3830	4251	3845	4385	4920	6405	6525	6414	6625	6585	6584	6541	
Cargo Capacity (Lbs.)	1468	1328	1233	1022	1043	2246	TBD	941	875	826	988	766	926	838	639	936	2346	2057	2340	2015	1876	1988	1529	
Exterior Length (add 10 1/4" for Spare)	16' 4"	17' 5"	18' 4"	21' 4"	21' 4"	25' 6"	25' 6"	18' 4"	18' 4"	21' 4"	21' 4"	21' 4"	21' 4"	21' 4"	21' 4"	22' 4"	23' 6"	25' 6"	25' 6"	25' 6"	25' 6"	25' 6"	25' 6"	
Exterior Width	88"	88"	88"	88"	88"	96"	96"	88"	88"	88"	88"	88"	88"	88"	88"	88"	96"	96"	96"	96"	96"	96"	96"	
Exterior Height with A/C	9'10"	9'10"	9'10"	9'10"	9'10"	9'10"	9'10"	9'10"	9'10"	9'10"	9'10"	9'10"	9'10"	9'10"	9'10"	9'10"	9'10"	9'10"	9'10"	9'10"	9'10"	9'10"	9'10"	
Interior Height	78"	78"	78"	78"	78"	78"	78"	78"	78"	78"	78"	78"	78"	78"	78"	78"	78"	78"	78"	78"	78"	78"	78"	
Fresh Water Capacity (Incl. W/H)	33 gal.	33 gal.	33 gal.	33 gal.	33 gal.	40 gal.	40 gal.	33 gal.	33 gal.	33 gal.	33 gal.	33 gal.	33 gal.	33 gal.	33 gal.	33 gal.	40 gal.	40 gal.	40 gal.	40 gal.	40 gal.	40 gal.	40 gal.	
Grey Water Capacity	25 gal.	25 gal.	25 gal.	25 gal.	25 gal.	27 gal.	27 gal.	25 gal.	25 gal.	25 gal.	25 gal.	25 gal.	25 gal.	25 gal.	25 gal.	25 gal.	27 gal.	27 gal.	27 gal.	27 gal.	27 gal.	27 gal.	27 gal.	
Black Water Capacity	25 gal.	25 gal.	25 gal.	25 gal.	25 gal.	27 gal.	27 gal.	25 gal.	25 gal.	25 gal.	25 gal.	25 gal.	25 gal.	25 gal.	25 gal.	25 gal.	27 gal.	27 gal.	27 gal.	27 gal.	27 gal.	27 gal.	27 gal.	
Tire Size (Radial)	14"	14"	14"	14"	14"	14"	14"	14"	14"	14"	14"	14"	14"	14"	14"	15"	14"	14"	14"	14"	14"	14"	14"	
Coupler Size	2 5/16"	2 5/16"	2 5/16"	2 5/16"	2 5/16"	2 5/16"	2 5/16"	2 5/16"	2 5/16"	2 5/16"	2 5/16"	2 5/16"	2 5/16"	2 5/16"	2 5/16"	2 5/16"	2 5/16"	2 5/16"	2 5/16"	2 5/16"	2 5/16"	2 5/16"	3 5/16"	

\*Weights shown are approximate. †Estimated Average based on standard build optional equipment. See back page for chart definitions.



# Clipper Deluxe Package

Available on most Clipper models (not available on Cadet)



Aluminum wheels



Lend-a-hand assist handle



Pleated nightshades



ABS tub surround



Bath door mirror



Exterior shower



## Clipper RV

580 West Burr Oak Street ■ P.O. Box 549  
Centreville, MI 49032 ■ 269-467-6321

To learn more about Coachmen RV and our products and see how Coachmen is making the easy life easier, visit [www.coachmenrv.com](http://www.coachmenrv.com) or call 1.800.353.7383.



### Learn More

Scan this barcode using a QR Reader on your smart phone to learn more about Forest River.



A Berkshire Hathaway company.

### Your Clipper RV Dealer

Colton RV  
North Tonawanda, NY 14120  
(716) 694-0188  
(800) 628-4889  
[www.ColtonRV.com](http://www.ColtonRV.com)

Colton RV  
Orchard Park, NY 14120  
(716) 957-3250  
(800) 628-4889  
[www.Coltonrv.com](http://www.Coltonrv.com)



## Coachmen Interactive Mobile Manuals

Download your Coachmen mobile app or visit our dynamic online manual to enhance your ownership experience. These interactive options provide incredible ease and insight into use, maintenance and enjoyment of your Coachmen product. Ranging from "How-To"



videos, pictures and illustrations of various components, systems and features to fully searchable content and downloadable PDFs for individual component owner's manuals, answers are always just a click away.

**GVWR (Gross Vehicle Weight Rating)** – is the maximum permissible weight of the unit when fully loaded. It includes all weights, inclusive of all fluids, cargo, optional equipment and accessories. For safety and product performance do NOT exceed the GVWR.

**GAWR (Gross Axle Weight Rating)** – is the maximum permissible weight, including cargo, fluids, optional equipment and accessories that can be safely supported by a combination of all axles.

**UVW (Unloaded Vehicle Weight)\*** – is the typical weight of the unit as manufactured at the factory. It includes all weight at the unit's axle(s) and tongue or pin and LP Gas. The UVW does not include cargo, fresh potable water, additional optional equipment or dealer installed accessories.

\*Estimated Average based on standard build optional equipment.

**CCC (Cargo Carrying Capacity)\*\*** – is the amount of weight available for fresh potable water, cargo, additional optional equipment and accessories. CCC is equal to GVWR minus UVW. Available CCC should accommodate fresh potable water (8.3 lbs per gallon). Before filling the fresh water tank, empty the black and gray tanks to provide for more cargo capacity.

\*\*Estimated average based on standard build optional equipment.


Each Forest River RV is weighed at the manufacturing facility prior to shipping. A label identifying the unloaded vehicle weight of the actual unit and the cargo carrying capacity is applied to every Forest River RV prior to leaving our facilities. The load capacity of your unit is designated by weight, not by volume, so you cannot necessarily use all available space when loading your unit.

All information contained in this brochure is believed to be accurate at the time of publication. However, during the model year, it may be necessary to make revisions and Forest River, Inc., reserves the right to make all such changes without notice, including prices, colors, materials, equipment and specifications as well as the addition of new models and the discontinuance of models shown in this brochure. Therefore, please consult with your Forest River dealer and confirm the existence of any materials, design or specifications that are material to your purchase decision. ©2019 Clipper by Coachmen, a Division of Forest River, Inc., a Berkshire Hathaway company. All Rights Reserved. 2/19



## PRE-DELIVERY INSPECTION FACILITY

20,000 square feet of quality assurance. The bare essentials for a premium product. This state-of-the-art facility gives immediate daily feedback to production for quality assurance in every unit built.



## 24/7 EMERGENCY ROADSIDE ASSISTANCE WITH VEHICLE PURCHASE\*

TOWING  
JUMP-STARTS  
TIRE CHANGES  
FLUID DELIVERY  
LOCKOUT  
SERVICE

WINCH-OUT  
MOBILE MECHANIC  
TECHNICAL  
SUPPORT  
DEALER LOCATOR  
SERVICES



\*VALID FOR 1 YEAR FROM DATE OF PURCHASE