



# SANDPIPER

LUXURY FIFTH WHEELS BY FOREST RIVER



388BHRD

# LUXURY FIFTH WHEELS

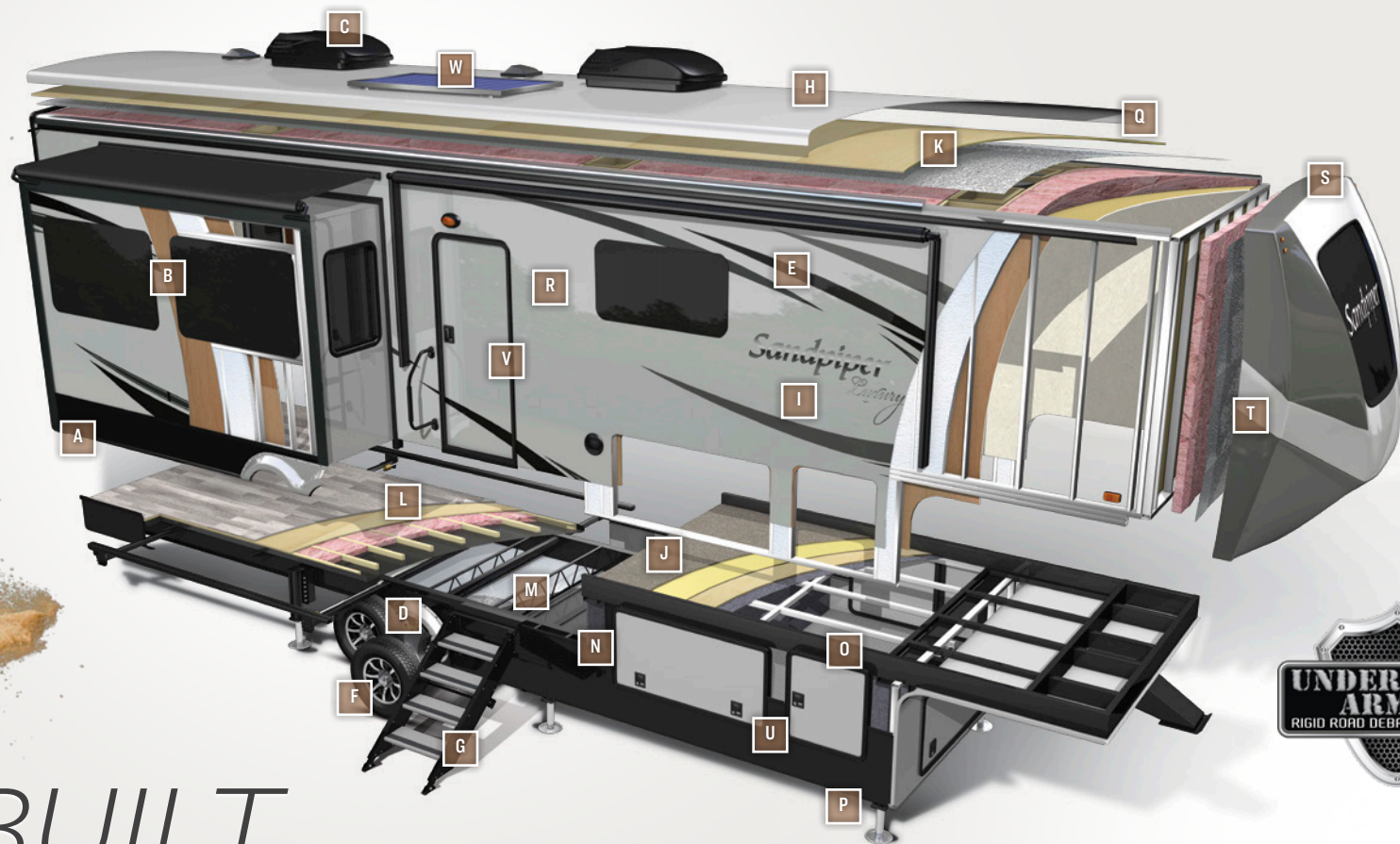
Wherever you go, the Sandpiper line up will ensure you make the most out of every adventure. Unique floorplan designs like bunkhouses, front living spaces, rear living/entertainment, or outside kitchens will accommodate any traveler or group. Luxurious features like premium hardwood accents, an impressive stainless steel range, and patented Underbelly Armor, give the Sandpiper a reputation of elegance and outstanding quality.



391FLRB



388BHRD



# BUILT TO LAST.

The Sandpiper is built to last using only the best materials to ensure that your coach is in it for the long haul. Careful engineering, well-appointed craftsmanship and an uncompromising sense of pride go into every fifth wheel that we produce. Rest assured that your Sandpiper is built for luxury living.

- |   |   |   |
|---|---|---|
| <b>A</b> Rolled Aluminum Side Skirting                                    | <b>I</b> 2" Block Foam Insulation                       | <b>Q</b> Sleek Radius Roof  |
| <b>B</b> Tinted Safety Glass Windows (80%)                                | <b>J</b> Deluxe Stain Resistant Carpet with Padding     | <b>R</b> Color Matched High Gloss Gelcoat Fiberglass Exterior               |
| <b>C</b> Dual Zone Ducted 15K BTU Air Conditioning Systems                | <b>K</b> 3/8" Roof decking (Full Walk-on Roof)          | <b>S</b> Two-tone Painted Fiberglass Front Cap (Standard)                   |
| <b>D</b> Lippert EZ Lube Axles with Self Adjusting Brakes                 | <b>L</b> 5/8" Tongue and Groove Plywood Flooring        | <b>T</b> Improved Front Cap for Sharper Turning Radius                      |
| <b>E</b> Laminated Vacuum Bonded Aluminum Sidewalls with Underbelly Armor | <b>M</b> Enclosed Underbelly with Underbelly Armor      | <b>U</b> Insulated Slam Lock Baggage Doors                                  |
| <b>F</b> Goodyear® 16" Radial Tires (87 mph speed rating)                 | <b>N</b> I-Beam Powder-Coated Frame with Rust Inhibitor | <b>V</b> Oversized Entry Doors  |
| <b>G</b> MORryde® "Step Above" with Strut Assist Entry Steps              | <b>O</b> Aluminum Laminated and Insulated Bath Deck     | <b>W</b> GoPower® 190W Roof Mounted Solar Panel with Controller and Battery |
| <b>H</b> Dicor Color Matched Seamless Roof (20-yr. Warranty)              | <b>P</b> 6 Point Automatic Hydraulic Leveling System    |   |

# LUXURY FIFTH WHEEL STANDARDS & OPTIONS

## EXTERIOR FEATURES

GoPower 190W roof mounted solar panel with controller and battery

Color match high gloss gel coat colored exterior fiberglass

Painted two-tone aerodynamic fiberglass front cap with improved turning radius

Docking station: Easy winterization, hot and cold spray port, black tank flush, pull valves for tanks

Enclosed and heated dump valves

Underbelly Armor

Large tinted windows with 80/20 UV prohibiter

Aluminum radius quad entry steps

Electric awning with LED light strip

16" Goodyear® Radial tires

Automotive-style fender skirts

Hitch light

Exterior kitchen (per floor plan)

Porch light with interior switch

30 lb. double LP tanks on slide tray with auto change over

Roof ladder

2 LED lighted exterior speakers

Rain gutters with extra long drip spouts (prevents black streaking)

Insulated heavy duty slam lock baggage doors

Exterior fold-able grab handle

Unobstructed drop frame pass through storage area with cable jacks and 110V outlet

2 spray ports with 25' hose (one on each side)

Upgraded aluminum rims

7,000 lb. axles

Friction hinge entry door

Hydraulic front jacks

## FIFTH WHEEL COMFORT PACKAGE

Two 15K A/Cs with individual thermostats

Electric fireplace with 5,200 BTU space heater

35K BTU furnace

High efficiency radiant foil (roof and floor)

Heated Holding Tanks (12V)

## SAFETY PACKAGE

Smoke alarm

Fire extinguisher

Breakaway switch (battery hook-up required)

Dead-bolt lock on entry door

LP/CO gas detector

Fire escape windows

## SIGNATURE PACKAGE

Stainless appliance package

Slam lock baggage doors

30" OTR Stainless microwave

Two 15K Air conditioners

Back splash

10 Gal. G/E water heater w/DSI

Soft close residential drawers and cabinet doors

16" spare tire

Docking station

Aluminum wheels with 7K axles

High gloss gel-coat fiberglass exterior

Washer/dryer prep

50" Flat screen television

Water filter system

Premium sound bar with DVD player

Power fan in bathroom(s)

22 cu. ft. refer w/1000 watt inverter

Electric awning w/ LED light strip

Backup camera prep

LED interior lighting throughout

LP quick disconnect

Shaw linoleum and carpet

Roller shades

Underbelly armor

## POPULAR OPTIONS

Second MORryde® "Step Above" w/ strut (two door models)

Tri-fold hide-a-bed with hinged bunk overhead (bunk slides)

Free-standing dinette with 4 chairs (per floor plan)

18 cu. ft. gas/electric refer

Washer and dryer

Generator prep

MaxxAir fan w/rain sensor

32" bedroom TV

## Central vacuum

Slide room awnings

## INTERIOR FEATURES

84" Interior height with 6'4" slide heights

Hardwood slide-out fascia

Stainless steel appliances

Rustic wood plank linoleum

Decorative back splash

Two color coordinated interiors

Soft close full extension drawer glides

Hidden hinged cabinet doors with soft close full extension drawer glides

Stainless steel under mounted kitchen sink

Washer/Dryer prep

Handmade cabinetry with screwed lumber core stile construction

LED lighting throughout

Soild surface kitchen counter tops

Recessed residential lighting

Colored shower surround

Upgraded adjustable shower head with shelf

Theater seating with LED lighting

Accent lighting over dinette

LED lighting at islands

Night lights on fifth wheel steps

Walk-in shower with seat (most models)

Mocha accent crown molding over kitchen cabinets

Extra large picture windows throughout

Vented side windows in slide-outs

TV antenna with booster

Solid wood drawer fronts with birch sides

Upgraded raised panel cabinet doors with designer rails

Bedroom slide out fascia

LED lighted headboard

Teddy Bear® bunk mats

50" flat screen LED HD TV

Premium soundbar with built in flush mounted DVD player

Designer window treatment accented per décor

Ceiling fan

Tri-fold hide-a-bed sofa

Glider sofa with USB/110 outputs (standard in all off door bunk slides)

## Residential stain resistant carpet

Quilted bedspread

Trash receptacle in kitchen

## CONSTRUCTION FEATURES

Welded aluminum-framed, vacuum bonded laminated superstructure

2" x 3" floor joists 12" on center

5/8" tongue & groove plywood floor decking

3/8" roof decking

Cambered powder coated frame with rust prohibiter

Fully enclosed heated underbelly

5" truss roof rafters

R-10 sidewall construction

Laminated sidewalls

Laminated slide-out walls

## PLATINUM PACKAGE

Soild surface kitchen counter tops

6 point hydraulic leveling system

High efficiency radiant foil (roof and floor)

King Memory Foam Mattress (where available)

2nd 15K ducted A/C

Maxx Air Fan in kitchen and bathroom

King WiFi extender system

3 camera security prep

## ULTIMATE KITCHEN PACKAGE

22 Cu. Ft. Stainless refer with 1000 watt inverter

4 Burner stainless range (N/A 38FKOK)

30" OTR Stainless microwave

Solid surface counter tops

Stainless steel sink

Soft close doors and drawers

## ULTIMATE ENTERTAINMENT PACKAGE

50" Flat screen TV

Soundbar with DVD player

Exterior speakers

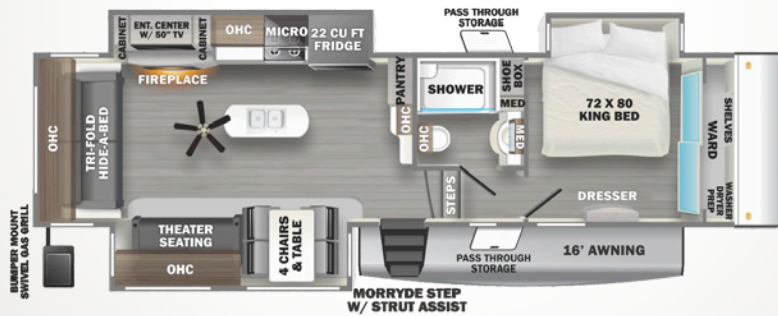
## OPTIONAL POLAR TECH PACKAGE

Thermal pane windows

40K BTU furnace

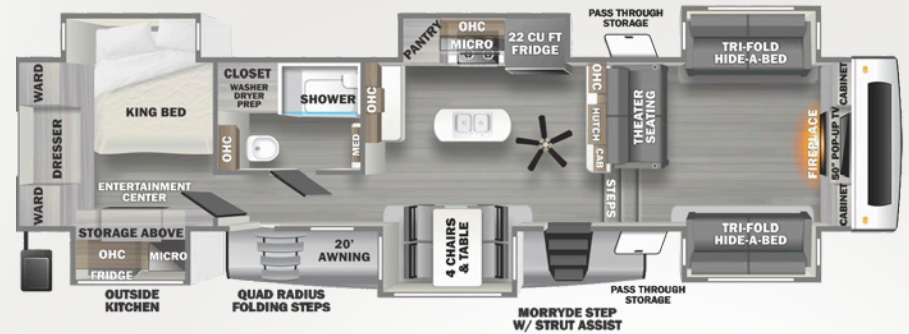
# SANDPIPER LUXURY FLOOR PLANS

321RL



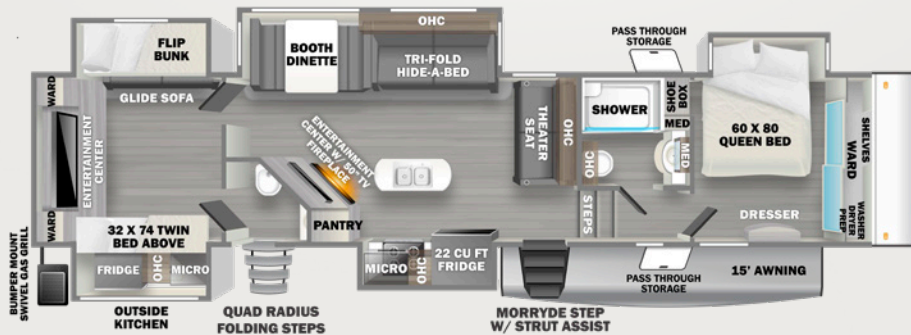
HITCH (LB.) 1,710 GVWR (LB.) 13,669 UVW (LB.) 10,669 CCC (LB.) 3,000  
 EXT. LENGTH 35' 0" EXT. HEIGHT 13' 5" EXT. WIDTH 96"  
 FRESH (GAL.) 50 GRAY (GAL.) 52 BLACK (GAL.) 52 AWNING SIZE 16'

379FLOK



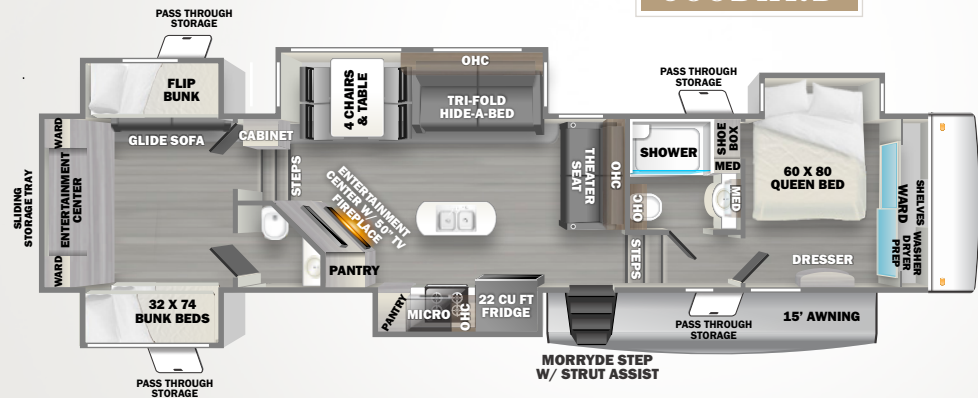
HITCH (LB.) 2,568 GVWR (LB.) 16,069 UVW (LB.) 13,069 CCC (LB.) 3,000  
 EXT. LENGTH 42' 9" EXT. HEIGHT 13' 5" EXT. WIDTH 96"  
 FRESH (GAL.) 50 GRAY (GAL.) 134 BLACK (GAL.) 52 AWNING SIZE 20'

384QBOK



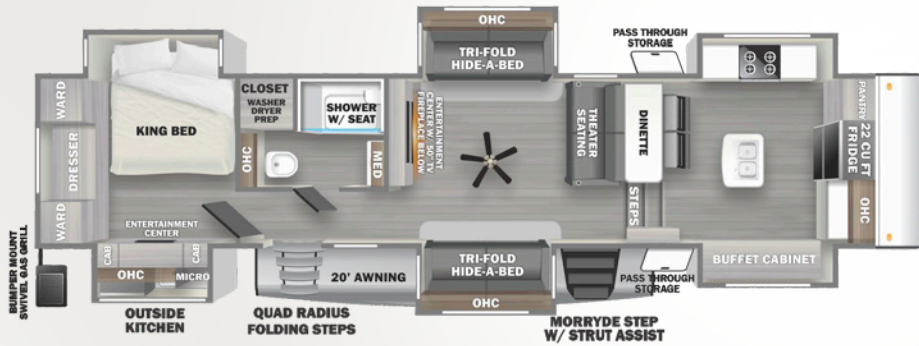
HITCH (LB.) 2,261 GVWR (LB.) 16,132 UVW (LB.) 13,132 CCC (LB.) 3,000  
 EXT. LENGTH 41' 8" EXT. HEIGHT 13' 5" EXT. WIDTH 96"  
 FRESH (GAL.) 50 GRAY (GAL.) 134 BLACK (GAL.) 104 AWNING SIZE 15'

388BHRD



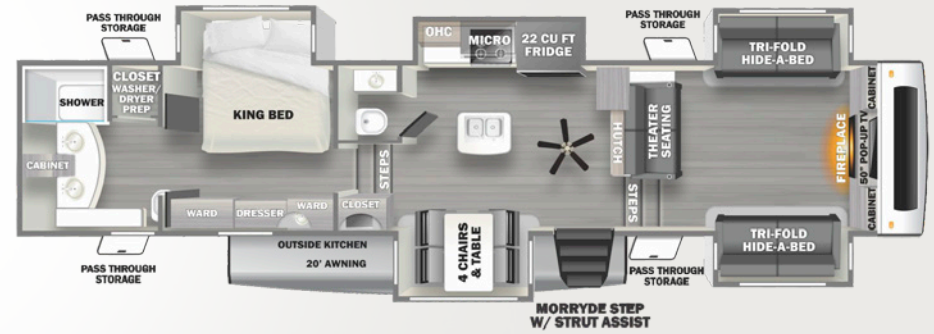
HITCH (LB.) 2,115 GVWR (LB.) 15,904 UVW (LB.) 12,904 CCC (LB.) 3,000  
 EXT. LENGTH 43' 5" EXT. HEIGHT 13' 5" EXT. WIDTH 96"  
 FRESH (GAL.) 50 GRAY (GAL.) 104 BLACK (GAL.) 104 AWNING SIZE 15'

### 38FKOK



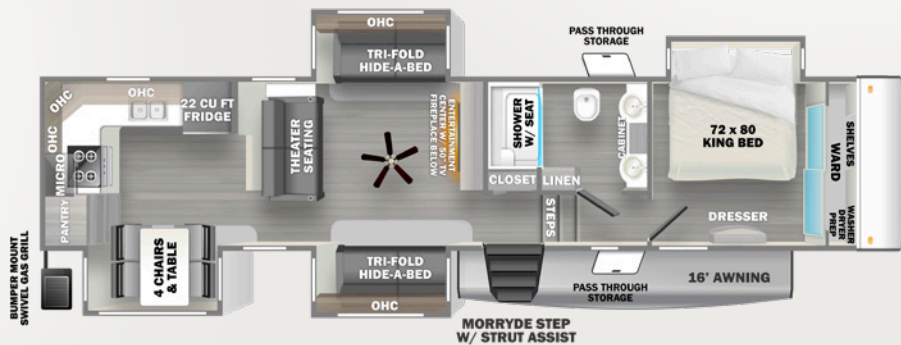
HITCH (LB.) **2,256** GVWR (LB.) **15,823** UVW (LB.) **12,823** CCC (LB.) **3,000**  
 EXT. LENGTH **41' 9"** EXT. HEIGHT **13' 5"** EXT. WIDTH **96"**  
 FRESH (GAL.) **50** GRAY (GAL.) **134** BLACK (GAL.) **52** AWNING SIZE **20'**

### 391FLRB



HITCH (LB.) **2,560** GVWR (LB.) **16,009** UVW (LB.) **13,009** CCC (LB.) **3,000**  
 EXT. LENGTH **43' 6"** EXT. HEIGHT **13' 5"** EXT. WIDTH **96"**  
 FRESH (GAL.) **50** GRAY (GAL.) **104** BLACK (GAL.) **82** AWNING SIZE **20'**

### 39BARK



HITCH (LB.) **2,105** GVWR (LB.) **15,079** UVW (LB.) **12,079** CCC (LB.) **3,000**  
 EXT. LENGTH **41' 0"** EXT. HEIGHT **13' 5"** EXT. WIDTH **96"**  
 FRESH (GAL.) **50** GRAY (GAL.) **104** BLACK (GAL.) **52** AWNING SIZE **16'**



# SANDPIPER WARRANTY. OUR PROMISE.

**FOR DETAILS ON SANDPIPER'S COMPLETE WARRANTY PROGRAM, SEE YOUR SANDPIPER DEALER.** When it comes to backing products with the same quality and commitment it does when it begins the manufacturing process, the only name you have to remember when you're looking for a recreational vehicle is Sandpiper. Sandpiper offers the following additional limited warranties to the original purchasers. Consult written warranty for details.



## PRE-DELIVERY INSPECTION FACILITY

20,000 square feet of quality assurance. The bare essentials for a premium product. This state-of-the-art facility gives immediate daily feedback to production for quality assurance in every unit built.



### Learn More

Scan this barcode using a QR Reader on your smart phone to learn more about Forest River.



A Berkshire Hathaway company.


5547 CR. 1 ELKHART, INDIANA 46515

WWW.FORESTRIVERINC.COM/SANDPIPER | 574.389.4600

**24/7 EMERGENCY  
ROADSIDE ASSISTANCE  
WITH VEHICLE PURCHASE\***

---

TOWING	WINCH-OUT
JUMP-STARTS	MOBILE MECHANIC
TIRE CHANGES	TECHNICAL
FLUID DELIVERY	SUPPORT
LOCKOUT	DEALER LOCATOR
SERVICE	SERVICES



**\*VALID FOR 1 YEAR FROM DATE OF PURCHASE**

**JOIN THE MOVEMENT**





See what's happening on these media platforms  
@SandpiperRVs

**CUSTOMER SATISFACTION**



[www.ForestRiverBuyLocal.com](http://www.ForestRiverBuyLocal.com)

**FREE MEMBERSHIP**  
to Forest River Owners' Group



[www.forestriverfrog.com](http://www.forestriverfrog.com)

**YOUR SANDPIPER LUXURY DEALER**

Colton RV & Marine	Colton RV
3122 Niagara Falls Blvd	3443 Southwestern Blvd.
North Tonawanda, NY 14120	Orchard Park, NY 14127
(716) 694-0188	(716) 957-3250
<a href="http://www.ColtonRV.com">www.ColtonRV.com</a>	<a href="http://www.Coltonrv.com">www.Coltonrv.com</a>

**Specification Definitions :: GVWR (Gross Vehicle Weight Rating)** - is the maximum permissible weight of the unit when fully loaded. It includes all weights, inclusive of all fluids, cargo, optional equipment and accessories. For safety and product performance do NOT exceed the GVWR. // **GAWR (Gross Axle Weight Rating)** - is the maximum permissible weight, including cargo, fluids, optional equipment and accessories that can be safely supported by a combination of all axles. // **UVW (Unloaded Vehicle Weight)\*** - is the typical weight of the unit as manufactured at the factory. It includes all weight at the unit's axle(s) and tongue or pin and LP Gas. The UVW does not include cargo, fresh potable water, additional optional equipment or dealer installed accessories. \*Estimated average based on standard build optional equipment. // **CCC (Cargo Carrying Capacity)\*\*** - is the amount of weight available for fresh potable water, cargo, additional optional equipment and accessories. CCC is equal to GVWR minus UVW. Available CCC should accommodate fresh potable water (8.3 lbs per gallon). Before filling the fresh water tank, empty the black and gray tanks to provide for more cargo capacity. \*\* Estimated average based on standard build optional equipment. // Each Forest River RV is weighed at the manufacturing facility prior to shipping. A label identifying the unloaded vehicle weight of the actual unit and the cargo carrying capacity is applied to every Forest River RV prior to leaving our facilities. The load capacity of your unit is designated by weight, not by volume, so you cannot necessarily use all available space when loading your unit. // All information contained in this brochure is believed to be accurate at the time of publication. However, during the model year, it may be necessary to make revisions and Forest River, Inc., reserves the right to make all such changes without notice, including prices, colors, materials, equipment and specifications as well as the addition of new models and the discontinuance of models shown in this brochure. Therefore, please consult with your Forest River dealer and confirm the existence of any materials, design or specifications that are material to your purchase decision. Litho. U.S.A. FOR 1885 W: 2022.04.19