

2023 ENTEGRA COACH ODYSSEY

Odyssey

GAS CLASS C MOTORHOME



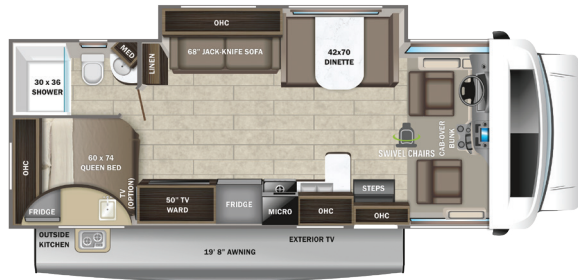
 **ENTEGRA**
COACH®



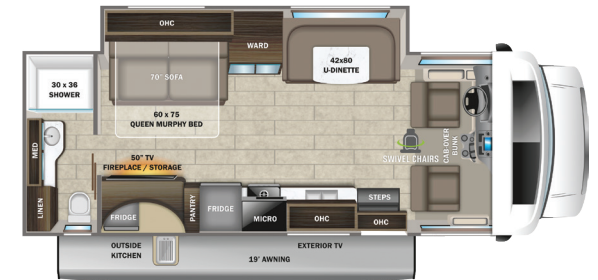
24B Theater Sofa Option
ILO Dinette



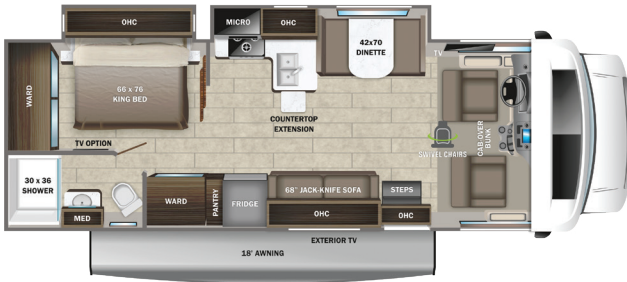
25R Theater Sofa Option



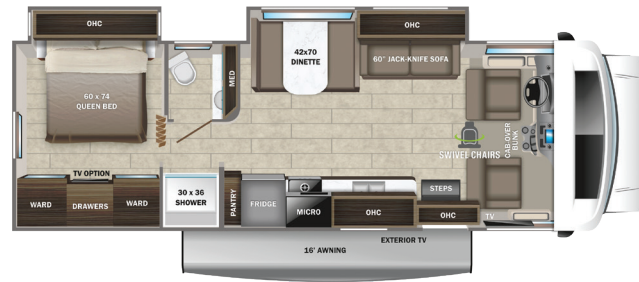
26M Theater Sofa Option
ILO Dinette



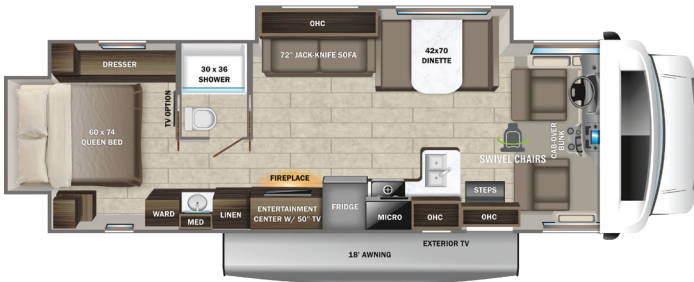
27U



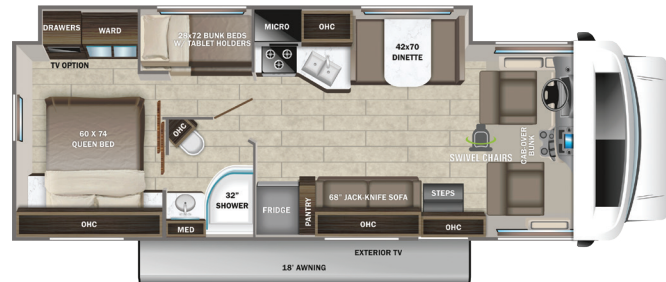
29V Theater Sofa Option



30Z Theater Sofa Option



31F



INTERIOR DÉCOR

Carbon



Modern Farmhouse



OPTIONS



Theater Sofa Option

EXTERIOR SELECTIONS



Standard Graphics



Partial Paint Option

CUSTOMER VALUE PACKAGE

E-Z DRIVE™: Computer-balanced driveshaft, standard front and rear stabilizer bars, Hellwig® helper springs, rubber isolation body mounts
 One-piece, seamless fiberglass front cap
 Automotive-bonded panoramic window in front cap with power shade
 Frameless windows
 Heated holding tanks (12V pads)
 Electric patio awning with LED lights
 Black tank flush
 Sony® infotainment center with Apple CarPlay® and Android Auto™
 Backup and side-view cameras
 LED HD Smart TV in living area

STANDARD EXTERIOR EQUIPMENT

Ford® E-450 chassis
 GVWR - 14,500 lb.
 GCWR - 22,000 lb.
 7.3L V-8 325 HP engine with 450 ft.-lb. torque
 6-speed TorqShift® series transmission with overdrive
 210 amp alternator
 E-rated highway tires- LT225/75R16
 Power anti-lock brakes with power steering
 7,500 lb. hitch with 750 lb. tongue capacity and 7-pin plug
 12V chassis battery
 55 gal. fuel tank
 Onan® 4,000W MicroQuiet™ generator with auto-changeover
 Transfer switch with reverse polarity protection
 30 amp electrical service
 12V house battery
 1,000W inverter
 Solar prep
 15,000 BTU ducted A/C
 30,000 BTU auto-ignition furnace
 Electric fireplace (26M, 30Z)
 6 gal. gas/electric DSI auto-ignition water heater
 12.2 gal. propane tank (41 lb.)
 LP quick-connect hookup
 Exterior utility center
 Winterization drain system
 Outside shower
 12V demand water pump
 Water filtration system
 TuffShell™ vacuum-bond laminated roof, floor and sidewalls
 Bead-foam insulation (R-24 max roof, R-9 max floor, R-5 max walls)
 One-piece, seamless, fiberglass roof

Aluminum running boards
 Fiberglass exterior walls with vinyl graphics
 Leveling jack prep
 Remote-controlled, side-view mirrors
 Entrance door with industry's largest travel-view window
 Electric-powered entrance step with integrated house battery compartment
 Slideout awning(s)
 Pass-through storage compartment with light (select models)
 Exterior LED HD Smart TV with (2) high-output, marine-grade exterior speakers
 4 in. bumper tube sewer hose storage
 Roof ladder (N/A 30Z)
 Third brake light

STANDARD INTERIOR EQUIPMENT

Remote keyless cab entry
 Swivel driver and passenger seats
 Tire pressure monitoring system (TPMS)
 Power windows and door locks
 A/C and cruise control
 Tilt steering wheel
 Auxiliary start switch
 Privacy curtains for cab area
 Custom-molded ABS surround in cab-over area
 84 in. ceiling height
 High-intensity recessed LED lights
 LED-lit slideout fascia
 Ball-bearing drawer guides
 Pleated blackout shades
 Interior command center
 Entegra-exclusive, easy-operation legless dinette table
 Interior entrance door grab handle
 Prep for satellite dish
 Cable TV hookup with RG-6 coax
 Winegard 2.0 Wi-Fi/4G antenna
 Furrion® all-in-one cooktop and oven
 Residential-size microwave
 LED-lit kitchen countertops
 Recessed stainless steel kitchen sink with cutting board sink cover
 Decorative kitchen backsplash
 Pop-up charging station with 110 outlet and USB plugs
 Shower with decorative surround, glass door, skylight and light
 Recessed stainless steel bathroom sink
 Porcelain toilet with foot flush
 Powered roof vent in bathroom with wall switch
 Queen-size bed with bedspread (N/A 26M, 27U)

King size bed with bedspread (27U)
 Queen-size power Murphy bed (26M)
 USB port and wireless charging in nightstands (27U, 29V, 30Z, 31F)
 USB port in cabinet over bed (24B, 25R, 26M)
 Under-bed storage (select models)
 Bedroom TV prep
 Large wardrobes
 Overhead bunk with 750 lb. capacity and safety net
 Bunks with industry-exclusive, 300 lb. capacity each (31F)
 Wall-mounted tablet holder in each bunk (31F)
 2-point lap safety belts in all designated seating locations
 Driver and passenger airbags
 Smoke alarm
 Carbon monoxide detector

OPTIONS

Theater seating (N/A 27U, 31F)
 LED HD Smart TV in bedroom
 Automatic hydraulic leveling jacks
 200W solar panel with dual controller and second house battery
 Dual A/C units with power management system (26M, 27U, 29V, 30Z, 31F)
 Folding windshield sun shade

WARRANTY

2+3
 YEAR | YEAR
 LIMITED | STRUCTURAL
WARRANTY

NO ONE OFFERS A BETTER WARRANTY

At Entegra Coach, we build our RVs to handle every adventure, then back them with our industry-leading 2+3 limited warranty. Our 2-year limited warranty has you covered for 2 camping seasons. That's 730 days. In addition, our 3-year structural limited warranty has you covered for 3 camping seasons or 1,095 days. You won't find a better limited warranty in the business, because the only strings we attach are those that deliver the ultimate in reliability. For a copy of our 2-year limited + 3-year structural limited warranty with complete terms and conditions, please contact your local Entegra Coach dealer.

Floorplan	GVWR (lbs.)	GCWR (lbs.)	Wheel Base	Overall Length	Exterior Height w/ A/C & Satellite	Exterior Width	Interior Height	Fresh Water Capacity (gal.)	Grey Waste Water Capacity (gal.)	Black Waste Water Capacity (gal.)
24B	14,500	22,000	181	26' 8"	11' 8"	100	84	42.5	40	31
25R	14,500	22,000	181	28' 8"	11' 8"	100	84	38	41	32
26M	14,500	22,000	181	28' 8"	11' 8"	100	84	43.5	40	31
27U	14,500	22,000	195	29' 11"	11' 8"	100	84	42.5	41	31
29V	14,500	22,000	223	32' 6"	11' 8"	100	84	47	41	32
30Z	14,500	22,000	223	32' 6"	11' 8"	100	84	43.5	41	31
31F	14,500	22,000	223	32' 6"	11' 8"	100	84	47	41	31

It is important for your safety and enjoyment that you are aware of the weights and tow ratings of the RV you select. Consult a competent advisor for questions or advice. Whether you are new to RVing or a veteran, get a feel for the performance of your RV before heading out on the roadways. When you tow a vehicle with your RV, you must drive differently than when you drive a single vehicle. Practice hooking up, driving, backing up and braking in a safe environment or seek out professional instruction. Jayco affixes a weight label to each RV which lists weight information for that vehicle. Refer to that label to verify the vehicle will meet your requirements. Gross Vehicle Weight Rating (GVWR): The maximum permissible weight of the motorhome, including the Unloaded Vehicle Weight (UVW) plus passengers, personal items, all cargo, fluids, options and dealer-installed accessories. The GVWR is equal to or greater than the sum of the UVW and the Cargo Carrying Capacity. Gross Combined Weight Rating (GCWR): The maximum allowable combined weight of the motorhome used as a tow vehicle and the attached towed vehicle.



Part of Jayco Family of Companies

Entegra Coach, Inc., P.O. Box 460, Middlebury, IN 46540, www.entegracoach.com. See dealer for further information and prices. All information in this brochure is the latest available at the time of publication approval. Entegra Coach reserves the right to make changes and to discontinue models without notice or obligation. Photos in this brochure may show optional equipment and props for photography purposes. RVs built for sale in Canada may differ to conform to Canadian codes. ©2023 Entegra Coach, Inc. Printed in U.S.A. 2032561.2023



entegracoach.com/odyssey