



# OUTBACK



**DESIGNED FOR A LIFETIME OF RVING**





# OUTBACK

***DESIGNED FOR A LIFETIME OF RVING***

What do you get when you combine the latest features, the best components and industry leading quality? You get an Outback. Whether you're looking for a small trailer for those quick weekend getaways or all the comforts of home for a cross country adventure Outback has something that fits your needs. See why Outback truly is Designed For A Lifetime of RVing!



## **OUTBACK** *Ultra-Lite* **TRAVEL TRAILERS**

**TOPS IN TOWING.** Outback Ultra-Lite provides the comfort you need without all the weight. Get the maximum amount of space while minimizing your weight in one of the Outback Ultra-Lite models. Designed for today's smaller trucks and SUV's.



**PAGES 4-11**



## **OUTBACK** **TRAVEL TRAILERS**

**COMFORTABLY CAMPING.** Maximum features, maximum storage and maximum comfort. You are going to find Outback is designed for a lifetime of RVing.



**PAGES 12-18**





# OUTBACK

ULTRA-LITE



299URL SHOWN IN PATINA DECOR



299URL KITCHEN AND ENTERTAINMENT CENTER



320UBH BEDROOM



320UBH OUTSIDE KITCHEN



**320UBH EXTERIOR STORAGE UNDER BUNKS**



Outback Ultra-Lite's compact design comes in travel-friendly lengths and a variety of floorplans. The Outback Ultra-Lite is loaded with many standard features not seen on other ultra-lites and still towable by many smaller vehicles.

\*CHECK WITH YOUR VEHICLE MANUFACTURER FOR TOWING SPECIFICATIONS



**290UBH SHOWN IN MINERAL DECOR**



**290UBH GLASS SHOWER DOORS IN BATHROOM AND PANTRY BEHIND ENTERTAINMENT CENTER**



**HAPPY JACK BUNK BEDS CREATE HUGE AMOUNTS OF STORAGE BELOW**



# OUTBACK

ULTRA-LITE



## ROOF

1. Seamless One-Piece TPO Roof
2. Luan Decking
3. R-14 Blanket Insulation
4. 5" Radius, Galvanized Steel Roof Trusses
5. Full Length Drip Rail

## SIDEWALL

6. Gel-Coated Pearl White Fiberglass Exterior
7. 1/8" Luan Wall Backing
8. R-7 Solid Block Foam Insulation
9. 1 1/2" Box Welded Aluminum Frame Walls
10. Interior Decorative Wall Board
11. Diamond Plate on Front Cap

## FLOOR

12. Residential Grade Linoleum
13. Floor Decking
14. R-10 Block Foam Insulation
15. Welded Aluminum Floor Joists
16. Bottom Layer Luan Decking
17. Darco Vapor Barrier Wrap
18. One Piece, Polypropylene Enclosed and Heated Underbelly
19. In Floor Residential Ducted Heat

## CHASSIS

20. 7 1/2" and 9" Powder Coated Steel NXG Frame from BAL
21. Leaf Spring Suspension System
22. EZ Lube Axles with 10" Electric Brakes
23. 3-Step Entry Mounted to Frame
24. Step Light

# OUTBACK ULTRA-LITE TRAVEL TRAILERS

# CONSTRUCTION

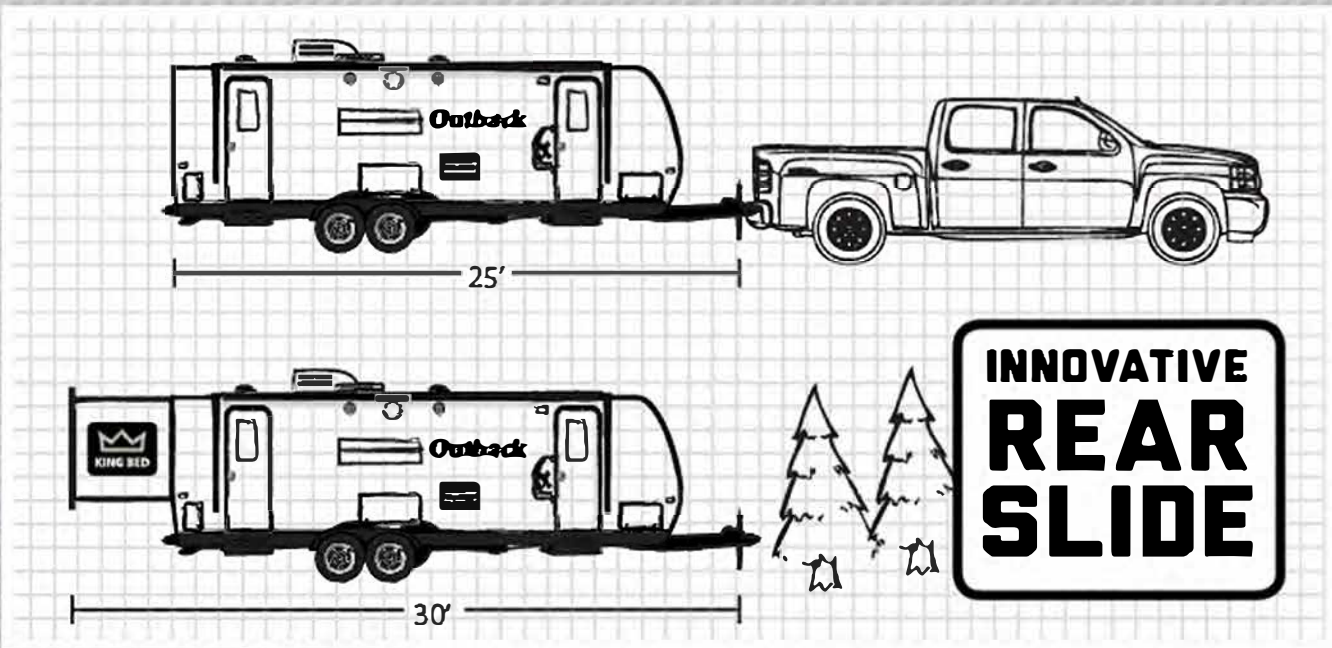


240URS CLOSED



240URS OPEN

**INNOVATIVE REAR SLIDE KING BEDS**

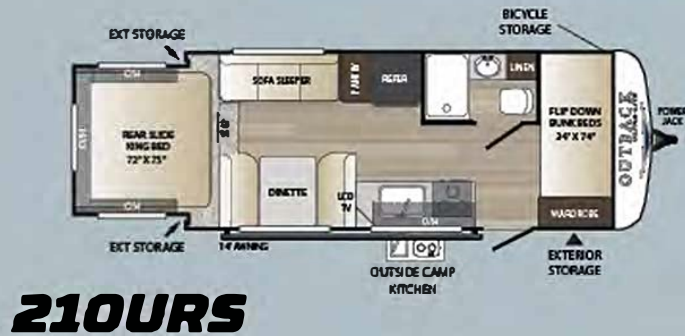


**WITH TOWING LENGTHS FROM 23 TO 28 FEET, THE OUTBACK KING BED REAR SLIDES GROW ON YOU - LITERALLY.**

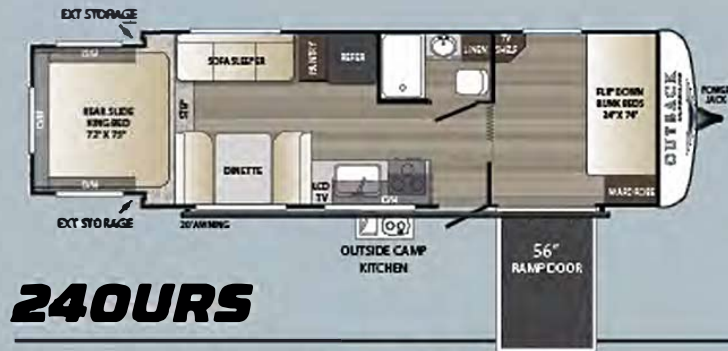
The rear slideout expands the overall length 5 feet when camping offering much more space at the push of a button.

**OUTBACK**  
ULTRA-LITE

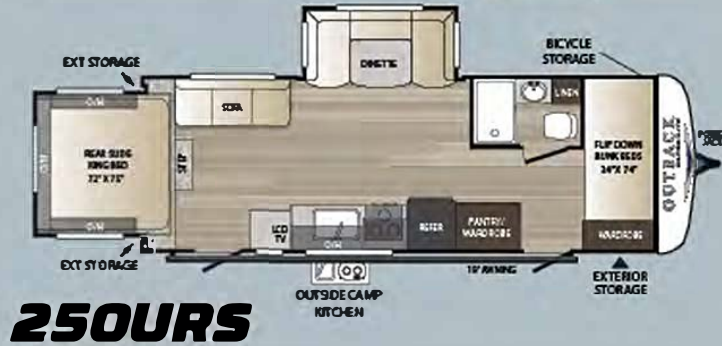




**210OURS**



**240OURS**



**250OURS**

## REAR SLIDE WEIGHTS AND MEASUREMENTS

| MODEL   | SHIPPING WEIGHT | CARRYING CAPACITY | HITCH | LENGTH* | WIDTH | HEIGHT | FRESH WATER | WASTE WATER | GRAY WATER | LPG | AWNING |
|---------|-----------------|-------------------|-------|---------|-------|--------|-------------|-------------|------------|-----|--------|
| 210OURS | 4415            | 2085              | 510   | 23'     | 8'    | 10' 7" | 43          | 30          | 30         | 40  | 14'    |
| 240OURS | 4950            | 2580              | 530   | 28' 3"  | 8'    | 10' 7" | 43          | 30          | 30         | 40  | 20'    |
| 250OURS | 5225            | 2360              | 585   | 27' 9"  | 8'    | 10' 7" | 43          | 30          | 30         | 40  | 19'    |

\*Length is defined as the distance from the centerline to the hitch pin/coupler to rear bumper of the trailer. SEE DISCLAIMER ON BACK PAGE.



**210URS**



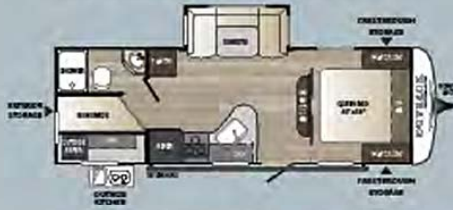
**220URB**



**240URS**



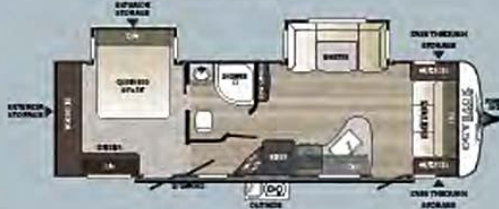
**250URS**



**255UBH**



**NEW 260UML**



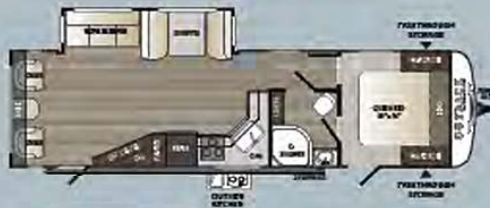
**272UFL**



**NEW 290UBH**



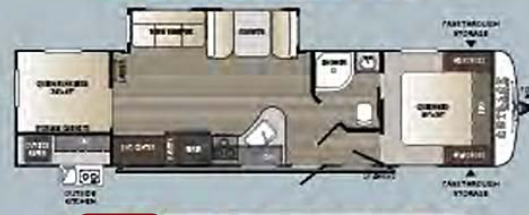
**293UBH**



**NEW 299URL**



**314UBH**



**NEW 320UBH**

**ULTRA LITE WEIGHTS AND MEASUREMENTS**

| MO DEL. | SHIPPING WEIGHT | CARRYING CAPACITY | HITCH | LENGTH* | WIDTH | HEIGHT | FRESH WATER | WASTE WATER | GRAY WATER | LBS | AWING |
|---------|-----------------|-------------------|-------|---------|-------|--------|-------------|-------------|------------|-----|-------|
| 210URS  | 4476            | 2024              | 485   | 23'     | 8'    | 10' 7" | 43          | 30          | 30         | 40  | 14'   |
| 220URB  | 4873            | 2662              | 540   | 26'     | 8'    | 10' 7" | 43          | 30          | 30         | 40  | 12'   |
| 240URS  | 5155            | 2445              | 640   | 28' 3"  | 8'    | 10' 7" | 43          | 30          | 30         | 40  | 20'   |
| 250URS  | 5322            | 2263              | 585   | 27' 0"  | 8'    | 10' 7" | 43          | 30          | 30         | 40  | 19'   |
| 260UBH  | 5177            | 2373              | 550   | 28' 5"  | 8'    | 10' 7" | 43          | 30          | 60         | 40  | 15'   |
| 260UML  | 5545            | 2055              | 645   | 30' 6"  | 8'    | 10' 7" | 43          | 30          | 60         | 40  | 20'   |
| 272UFL  | 5970            | 1630              | 680   | 31' 0"  | 8'    | 10' 7" | 43          | 30          | 30         | 40  | 10'   |
| 280UBH  | 6065            | 1535              | 630   | 33'     | 8'    | 10' 7" | 43          | 30          | 60         | 40  | 20'   |
| 280UML  | 5865            | 1735              | 725   | 33' 6"  | 8'    | 10' 7" | 43          | 30          | 60         | 40  | 18'   |
| 290UML  | 5885            | 1775              | 675   | 33' 11" | 8'    | 10' 7" | 43          | 30          | 60         | 40  | 20'   |
| 314UBH  | 6675            | 1825              | 775   | 37' 10" | 8'    | 10' 7" | 43          | 30          | 80         | 40  | 20'   |
| 320UBH  | 6510            | 1900              | 745   | 37' 10" | 8'    | 10' 7" | 43          | 30          | 60         | 40  | 20'   |

\*Length is defined as the distance from the combine to the hitch pin/coupler to rear bumper of the trailer. SEE DISCLAIMER ON BACK PAGE.

# OUTBACK ULTRA LITE STANDARDS & OPTIONS

## LIVING AREA

- Hand glazed mystic maple cabinetry
- 36" flush floor slides
- Large panoramic windows
- Pre-drilled and screwed cabinetry
- Custom designed box valance
- Linoleum flooring
- Large wood side drawers with steel guides
- Large overhead cabinets
- 32" HDTV (most models)
- Pleated shades
- USB charging port
- Batten ceiling accents
- LED lights

## KITCHEN

- Deep single basin sink with 3" drains
- 8 cu. ft. refrigerator
- High-rise faucet
- Stainless steel microwave
- Upgraded laminate countertops
- Pantry w/removable shelves (most models)

## BEDROOM

- Deluxe innerspring mattress
- TV hook-up
- Jalousie windows for maximum ventilation
- Residential bedspread
- His and her lights
- 2 shirt closets
- TV cubby (most models)

## BATHROOM

- Power roof vent
- Skylight over tub
- Tub surround
- Deluxe medicine cabinet
- Large linen closet (most models)
- Radius shower (260, 272, 299, 320)

## APPLIANCES

- AM/FM/CD stereo with DVD player, MP3 hookup and bluetooth enabled (N/A in 210URS, 240URS, and 250URS)
- 8 cu. ft. refrigerator
- 3 burner range with oven
- Six gallon gas/electric OSI water heater by pass with 16.2 gallons per hour "quick recovery"
- 13,500 BTU AC wall thermostat
- 35,000 BTU furnace
- Stainless steel microwave

## EXTERIOR STANDARDS

- Polar White fiberglass
- Frameless tinted windows
- Triple radius entry step
- Black tank flush
- Backup camera prep (N/A: 210, 240, 250)
- Extralarge baggage doors, 1" thick with continuous hinge and rubber D-seal
- Extended drip caps and full length drip rail
- Porch light/step light
- Hitch light
- Weather encapsulated body trim
- Exterior 120V receptacle
- Heated enclosed underbelly
- LP tank cover
- Automotive style fender skirts
- Double welded dual battery brackets
- Exterior speakers
- Easy lube axles
- Outside camp kitchen (most models)
- Exterior quick connect LP hook-up
- Stabilizer jacks (4)
- Satellite prep
- Magnetic door holders
- Aluminum rims
- Front diamond plate rock guard
- Oversized exterior grab handle
- Power tongue jack
- Off door side activity light
- Friction hinge entry door (most models)

## WALLS – CONSTRUCTION

- Welded aluminum walls with R7 insulation
- Solid block foam insulation

## ROOF

- 5" galvanized steel, trusses on 16" centers
- One-piece TPO roof (tan)
- R14 blanket insulation

## FLOOR

- 2" welded aluminum laminated floor
- R10 block foam insulation
- Wrapped vapor barrier
- Polypropylene enclosed heated underbelly encloses tanks and valves

## CHASSIS

- Leaf spring equalizing suspension system
- Powder coated NXC frame from BAL
- EZ lube axles
- 10" electric brakes
- 14" radial tires
- 14" spare tire, carrier & cover

## UTILITIES

- 55-amp converter
- 20 lbs. LP bottles with auto changeover (2)
- Omni Directional TV antenna
- Detachable 30-amp shore power line
- LP leak detector
- Smoke detector
- Carbon monoxide detector
- Fire extinguisher
- Tinted safety glass windows
- Break-away switch
- Safety chains
- Manual slide backup on all electric slide outs
- Carbon monoxide detector
- 60 gallon grey water capacity (most models)

## ULTRA-LITE EXTERIOR GROUP\*

- Polar White colored fiberglass
- Laminated aluminum sidewalls
- Tinted safety glass windows
- Omni directional TV antenna
- Cable TV/Sat prep
- 14" Radial tires w/spare tire
- Stabilizer jacks
- Black tank flush
- Heavy duty easy lube axles
- Outside camp kitchen (most models)
- Electric awning w/LED strip lights
- Fully enclosed and heated underbelly
- Exterior speakers
- Pabo light

## ULTRA-LITE INTERIOR GROUP\*

- AM/FM/CD/DVD Player - bluetooth enabled
- 3 Burner range with oven
- 32" LCD HDTV (most models)
- Skylight in bath
- Ducted A/C
- Microwave oven
- Pleated shades
- 6 Gal. gas electric DSI water heater with 16.2 quick recovery
- 8 cu. ft. refrigerator
- Deluxe sleeper sofa w/arm bolsters

## OPTIONS

- 15,000 BTU Air Conditioner

\* Denotes STD Build Options

# DECOR

## PATINA



## MINERAL





# OUTBACK



332FK FRONT DINETTE SHOWN IN MINERAL DECOR



335CG KITCHEN AND DINING AREA SHOWN IN PATINA DECOR



**328RL ENTERTAINMENT CENTER WITH FIREPLACE**



**328RL DOUBLE REFRIGERATOR**



**335CG OUTSIDE KITCHEN**



**335CG GARAGE SHOWN IN PATINA DECOR**



**335CG BEDROOM SHOWN  
IN PATINA DECOR**

# OUTBACK TRAVEL TRAILERS TOP FEATURES



MCD roller shades



USB charging ports



Stainless steel oven and microwave



Frameless windows



Power Tongue Jack



The Heated and Enclosed Underbelly



Painted fiberglass front cap w/Stone Guard and LED lights



Furrion TV, Stereo, Fireplace - All Controlled by One Remote



High gloss fiberglass sidewalls



Rear roof ladder w/fully walkable roof (N/A 335CG)



Non-crank Omni HDTV antenna



Walkable steel truss roof system



Double welded aluminum cage construction in walls and floors.



Aluminum entry steps



7.3 auto leveling system



Washer/dryer prep in master bedroom (326RI, 328RI, 330RL)



Folding cargo/bike rack



Textured skirt metal with weather encapsulated trim

# OUTBACK



## ROOF

1. Seamless One-Piece TPO Roof
2. 3/8" Fully Walkable Wood Decking
3. R-14 Blanket Insulation
4. 5" Radius, Galvanized Steel Roof Trusses
5. Full Length Drip Rail

## SIDEWALL

6. Gel-Coated Pearl White High Gloss Fiberglass Exterior
7. 1/8" Luan Wall Backing
8. R-7 Solid Block Foam Insulation
9. 1 1/2" Box Welded Aluminum Frame Walls
10. Interior Decorative Wall Board
11. Painted Gel Coat Molded Fiberglass Front Cap w/ LED lights and Stone Guard

## FLOOR

12. Residential Grade Stain Resistant Carpet and Linoleum
13. Floor Decking
14. R-10 Block Foam Insulation
15. Welded Aluminum Floor Joists
16. Bottom Layer Luan Decking
17. Darco Vapor Barrier Wrap
18. One Piece, Polypropylene Enclosed and Heated Underbelly
19. In Floor Residential Ducted Heat

## CHASSIS

20. 10 1/2" Powder Coated Steel NXG Frame from BAI.
21. Leaf Spring Suspension System
22. EZ Lube Axles with 10" Electric Brakes
23. 15" Radial Tires
24. Aluminum Entry Steps
25. Step Light

## OUTBACK TRAVEL TRAILERS

# CONSTRUCTION



**NEW 266RB**



**298RE**



**312BH**



**324CG**



**325BH**



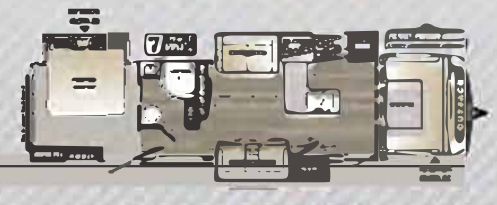
**326RL**



**328RL**



**330RL**



**332FK**



**333FE**



**NEW 335CG**

**WEIGHTS AND MEASUREMENTS**

| MODEL | SHIPPING WEIGHT | CARRYING CAPACITY | HITCH | LENGTH* | WIDTH | HEIGHT | FRESH WATER | WASTE WATER | GRAY WATER | LPG | AWNING |
|-------|-----------------|-------------------|-------|---------|-------|--------|-------------|-------------|------------|-----|--------|
| 266RB | 6655            | 1945              | 810   | 30' 10" | 8'    | 11' 4" | 53          | 38          | 76         | 60  | 20'    |
| 298RE | 7825            | 1675              | 925   | 35' 8"  | 8'    | 11' 4" | 53          | 38          | 76         | 60  | 18'    |
| 312BH | 8058            | 1442              | 1030  | 36' 6"  | 8'    | 11' 4" | 53          | 38          | 76         | 60  | 18'    |
| 324CG | 7967            | 2533              | 985   | 37' 4"  | 8'    | 11' 4" | 53          | 38          | 76         | 60  | 16'    |
| 325BH | 8493            | 2007              | 980   | 37' 11" | 8'    | 11' 4" | 53          | 38          | 76         | 60  | 19'    |
| 326RL | 8787            | 1713              | 1125  | 37' 5"  | 8'    | 11' 4" | 53          | 38          | 76         | 60  | 12'    |
| 328RL | 8680            | 1820              | 1075  | 37' 10" | 8'    | 11' 4" | 53          | 38          | 76         | 60  | 13'    |
| 330RL | 8818            | 1682              | 1100  | 37' 10" | 8'    | 11' 4" | 53          | 38          | 76         | 60  | 13'    |
| 332FK | 8547            | 1953              | 1105  | 37' 10" | 8'    | 11' 4" | 53          | 38          | 76         | 60  | 19'    |
| 333FE | 8559            | 1941              | 1175  | 37' 10" | 8'    | 11' 4" | 53          | 38          | 76         | 60  | 15'    |
| 335CG | 8245            | 2255              | 1265  | 37'     | 8'    | 11' 4" | 53          | 38          | 76         | 60  | 19'    |



# B.A.L. 7.3 AUTO LEVELING SYSTEM



Conveniently located are Controls Protected from the Elements by a Locking Cover on Power Hydraulic Jack

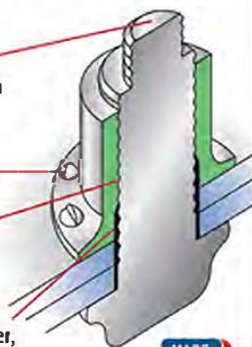


THE NXG FRAME PROVIDES SUPERIOR QUALITY AND IS HIGHLY ENGINEERED TO BE STRONG AND LIGHT WEIGHT

## ALCOA BOBTAIL FASTENERS

Combining an advanced fastener design with the latest in easy-to-use, ergonomic installation tooling, the BobTail system delivers a strong connection and sets a new standard for ease of installation.

- Pintail-less design means reduced noise, no waste, and improved corrosion resistance.
- Visual evidence of successful installation provided by installation indicator.
- Collar material swaged into the lockgrooves forms a permanent, vibration-resistant connection.
- Low-swage technology allows for faster, lighter tooling with parts that last longer.



## NXG FRAME

The Next Generation in RV Frame Technology



U.S. PATENTS 8,491,010 9,409,603 8,985,631 AND OTHER PATENTS PENDING

- Constructed with HSLA - High Strength Low Alloy Prime Steel with specifically controlled properties.
- CNC controlled rail fabrication allows placement of components precisely where the manufacturer wants them.
- Manual welding is minimized. Common components are robotically welded for consistent quality
- All fastened components are joined with Huck® fasteners provide consistent clamp load.



# OUTBACK STANDARDS & OPTIONS

## LIVING AREA

- Upgraded furniture package
- Hand glazed mystic maple cabinetry
- Loungedinette
- 36" flush floor slides
- Large panoramic windows
- Pre-drilled and screwed cabinetry
- Custom designed box valance with soft curtains
- Linoleum flooring
- Large wood side drawers with steel guides
- Water soil, stain resistant fabrics
- Large overhead cabinets
- HDTV
- MCD roller shades\*
- Vaulted ceiling
- Floor lights (2)
- USB charging port
- LED lighting
- Batten ceiling accent
- Hide-a-bed sofa
- Fireplace

## KITCHEN

- Single basin sink with 3" drains
- Trash can storage\*
- Two door 8 cu. ft. refrigerator
- High-rise faucet w/pullout sprayer\*
- Utensil tray
- 3 burner range with oven\*
- Microwave
- Upgraded laminate countertops\*
- Stainless steel appliances
- Skylights over islands

## BEDROOM

- Deluxe innerspring mattress
- TV hook-up
- Jalousie windows for maximum ventilation
- Residential bedspread
- Deluxe head board
- His and her lights
- Bedroom speakers
- 2 Full length wardrobes
- Recessed cubby storage w/110 volt outlets (most models)
- USB charging port
- Washer/dryer prep (326RL, 328RL, 330RL)

## BATHROOM

- Power roof vent
- Skylight over tub
- Porcelain foot flush toilet
- Tub surround\*
- Radiator heater (N/A 266RB, 312BH)
- Deluxe medicine cabinet
- Large linen closet (most models)

## APPLIANCES

- Stainless steel
- DVD player with bluetooth remote control app
- Two door 8 cu. ft. refrigerator
- 3 burner range with oven\*
- Six gallon gas/electric DSI water heater by pass with 16.2 gallons per hour "quick recovery"
- 13,500 BTU AC wall thermostat
- 35,000 BTU furnace
- Microwave

## EXTERIOR STANDARDS

- Painted fiberglass front cap w/LED strip lights and rock guard
- Black framed tinted jalousie safety glass windows
- Black tank flush
- Assist entry grab handle
- Extended drip caps and full length drip rail
- Security light (off door side)\*
- Porch light
- Hitch light
- Step light
- Weather encapsulated body trim
- Exterior 120V receptacle
- Heated enclosed underbelly
- LP tank cover
- Automotive style fender skirts
- Double welded dual battery brackets
- Exterior speakers
- Easy lube axle
- Outside camp kitchen (most models)\*
- Exterior quick connect LP hook-up
- LED Hitch lights
- Satellite prep
- Slam latch baggage doors w/magnetic door holders (select models)
- Rear ladder (N/A 335CG)
- Power tongue jack
- Black slide out end walls
- Water docking station
- Power stabilizer jacks
- Aluminum entry steps
- Friction hinge entry door
- Rear max cargo rack
- Panoramic Patent Pending windshield (332FK, 333FE)
- 7.3 auto leveling system
- Battery disconnect

## WALLS - CONSTRUCTION

- Welded aluminum walls with R7 insulation
- Solid block foam insulation

## ROOF

- 5" Radius, vaulted galvanized steel, tapered trusses on 16" centers
- 3/8" roof decking
- One-piece TPO roof (tan)
- R14 blanket insulation

## FLOOR

- 2" welded aluminum laminated floor
- R10 block foam insulation
- Wrapped vapor barrier
- Polypropylene enclosed heated underbelly encloses tanks and valves

## CHASSIS

- Leaf spring equalizing suspension system
- Powder coated I-beam
- 10" electric brakes
- 15" radial tires\*
- 15" spare tire, carrier & cover\*
- Aluminum rims\*

## UTILITIES

- 75-amp converter
- 30 lbs. LP bottles with auto changeover
- Omni directional hands-free TV/Radio antenna
- 50-amp shore power line
- LP leak detector
- Smoke detector
- Carbon monoxide detector\*
- Fire extinguisher
- Tinted safety glass windows
- Break-a-way switch
- Safety chains
- Manual slide backup on all electric slide outs
- 12 Volt battery disconnect
- Carbon monoxide detector
- RVIA
- Radial Tires
- 15" spare tire, carrier, and cover
- Aluminum rims

## OUTBACK DESIGNER PACKAGE\*

- Coat hooks (most models)
- Utensil rack
- Innerspring mattress
- Bedspread
- LP cover
- MCD roller shades
- Decorative wall lights
- Trash can

## OUTBACK COMFORT PACKAGE\*

- 13,500 BTU ducted air conditioner
- TV antenna/cable
- AM/FM/CD stereo with bluetooth
- Microwave
- Entry assist handle

## PREMIUM PACKAGE\*

- Polar white medallion high gloss exterior fiberglass
- Frameless windows
- Theater seating (298RE, 3258H, 326RL, 328RL, 330RL, 332FK, 333FE)
- Solid surface counter tops w/pullout faucet
- Rear max cargo rack

## POPULAR OPTIONS

- Free-standing dinette
- Second air conditioner
- 15,000 BTU air conditioner
- Theater seating (266RB, 324CG, 335CG)


\* Denotes STD Build Options



# OUTBACK

# DECOR

## PATINA



## MINERAL





WIRED FOR PERFORMANCE

THE ONLY TOWABLE MANUFACTURER TO INCORPORATE COLOR-CODED AND NUMBERED ELECTRICAL WIRING ON ALL PRODUCTS

- Creates a clean, well organized wiring layout
- Makes it easy to trace electrical circuits and saves troubleshooting time

SUPERCHARGED A/C COOLING



TUF-LOK THERMOELASTIC COUPLERS FORM A PERMANENT, CRUSH-RESISTANT SEAL IN YOUR AIR-CONDITIONING DUCT

- Securely joins ductwork and air conditioning units
- Crush resistant design won't pull apart due to rough roads, heat and stress
- Dramatically reduces chilled-air leaks to boost cooling efficiency and comfort

# BUILT FOR THE LONG HAUL



INNOVATION THAT STARTS WITH A SOLID FOUNDATION

WWW.KEYSTONERV.COM  Keystone RV Company

# 110



DSI  
ANNUAL RVSA DEALER  
SATISFACTION INDEX

110 RVA QUALITY CIRCLE AWARDS

- Keystone Brands have earned 110 DSI Quality Circle Awards since 2007

7 LAYERS OF PROTECTION



MOST CAPS ARE FULLY PAINTED AND CLEAR-COATED IN OUR IN-HOUSE STATE OF THE ART PAINT FACILITY

- Backed by 3-year fade and chalk limited warranty
- KeyGuard chip and rock protection applied to lower area of travel trailer caps



TRU-FIT TECHNOLOGY

TRU-FIT FIVE-POINT SLIDE ROOM CONSTRUCTION BACKED BY THE INDUSTRY'S-BEST 3-YEAR LIMITED STRUCTURAL WARRANTY

- Rain channel directs rain away from the slide openings
- Exterior bulb seals in a locking track stay secure through extreme heat and cold
- Composite slide-room "glide" bar enables the room to move with no binding
- Reinforced roof, walls and floor
- Beefed-up aluminum header above slide room for greater strength



IN-FLOOR RESIDENTIAL HEAT-DUCTS

RESIDENTIAL IN-FLOOR HEAT-DUCT SYSTEM JUST LIKE IN YOUR HOME

- In-floor, hot air vents spaced for greatest comfort
- Distributes heat evenly and warms the floor





[www.keystonerv.com/Outback](http://www.keystonerv.com/Outback)

# OUTBACK

**DESIGNED FOR A LIFETIME OF RVING**

**YOUR LOCAL OUTBACK DEALER:**

Colton RV  
North Tonawanda, NY 14120  
(716) 694-0188  
(800) 628-4889  
[www.ColtonRV.com](http://www.ColtonRV.com)

Colton RV  
Orchard Park, NY 14127  
(716) 957-3250  
(800) 628-4889  
[www.ColtonRV.com](http://www.ColtonRV.com)

2642 Hackberry Drive  
PO Box 2000  
Goshen, IN 46527-2000  
(574) 535-2100



Product information is as accurate as possible at the date of publication of this brochure. Features, floor plans, and specifications are subject to change without notice. Please also consult Keystone's web site at [keystonerv.com](http://keystonerv.com) for more current product information and specifications. Tow Vehicle Disclaimer: CAUTION: Owners of Keystone recreational vehicles are solely responsible for the selection and proper use of tow vehicles. All customers should consult with a motor vehicle manufacturer or their dealer concerning the purchase and use of suitable tow vehicles for Keystone products. Keystone disclaims any liability or damages suffered as a result of the selection, operation, use or misuse of a tow vehicle. KEYSTONE'S LIMITED WARRANTY DOES NOT COVER DAMAGE TO THE RECREATIONAL VEHICLE OR THE TOW VEHICLE AS A RESULT OF THE SELECTION, OPERATION, USE OR MISUSE OF THE TOW VEHICLE.

NOVEMBER 2017