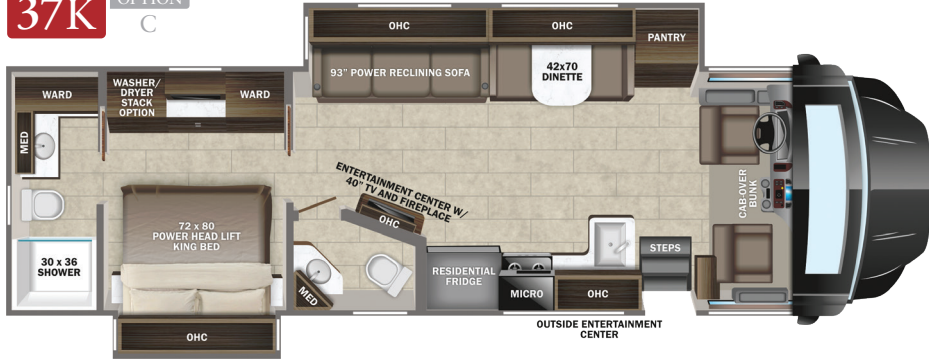


2024 ACCOLADE XL

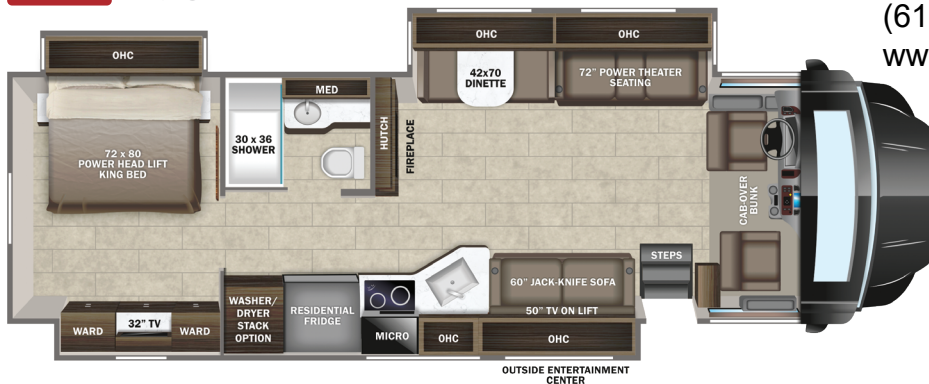
37K OPTION C



37L OPTIONS A AND C



37M OPTIONS B AND C



OPTIONS

- A  Theater Sofa Option
- B 72" Hide-A-Bed Sofa Option
- C  Freestanding Dinette Option

EXTERIOR SELECTIONS




Beige Lightning Paint



Blue Lightning Paint



Grey Lightning Paint



Red Lightning Paint

Colton RV
 489 Bushkill Plaza LN #9665
 Wind Gap, PA 18091
 (610) 863-5239
www.ColtonRV.com

FABRIC OPTIONS

E-Z Drive™ Premier: Computer-balanced driveshaft, rear air suspension, heavy-duty rear stabilizer bar, full air brakes, SACHS shocks
 Dual-pane, tinted, safety-glass windows
 Roof-mounted Girard® patio awning with LED lights
 2,000W pure sine wave inverter
 Power cord reel with 50 amp service
 Aqua-Hot® 250D hydronic water and heating system with 5 in. LED screen
 9 in. Sony® infotainment center with Apple CarPlay® and Android Auto™
 Backup and side-view cameras
 21 cu. ft. side-by-side residential refrigerator with ice and water in door
 Flush-mounted convection microwave

STANDARD EXTERIOR EQUIPMENT

Freightliner® S2RV front engine diesel Super-C cab chassis
 Cummins® ISB 6.7L 360 HP diesel engine with 800 ft.-lb. torque
 Allison® 3000 MH automatic transmission
 Variable geometry engine exhaust brake
 185 amp alternator
 Michelin® tires- 275/80R 22.5 14 ply
 12,000 lb. rear hitch receiver
 7-pin plug
 Dual 12V chassis batteries - 1900 CCA
 100 gal. fuel tank
 10 gal. DEF tank
 Onan® 8,000W diesel generator with auto-gen start
 (4) 6V AGM (220Ah) house batteries on slideout tray
 200W solar panel with dual controller
 Dual 15,000 BTU A/C unit with heat pump on main A/C
 5,000 BTU thermostat-controlled electric fireplace
 Thetford® Sani-Con Turbo macerator system
 Exterior utility center
 Winterization drain system
 Black tank flush
 Outside shower
 12V demand water pump
 Water filtration system
 Power windows and door locks
 Tilt and telescoping leather-wrapped steering wheel
 Tuff-Shell™ vacuum-bond laminated roof, floor and sidewalls for superior insulation and sound absorption
 One-piece, seamless, crowned fiberglass roof
 Bead-foam insulation (R-24 max roof, R-9 max floor, R-8 max walls)

One-piece, seamless, fiberglass front and rear caps
 Automotive-bonded panoramic window in front cap with power shade
 Premium Sikkens full-body paint
 Automatic hydraulic leveling jacks
 Alcoa® aluminum rims
 Exterior entertainment center with outside speakers, LED TV mounted on swivel bracket and AM/FM radio
 Winegard® In-motion satellite dish
 Deluxe heated, remote-controlled, side-view mirrors
 Entrance door with industry's largest travel-view window
 Electric-powered entrance step
 Slideout cover awnings
 Chrome exterior baggage door handles and locks
 Carpeted, full pass-through storage compartments with lockable slam latch doors

STANDARD INTERIOR EQUIPMENT

6-way power driver and passenger seats
 Auxiliary start switch
 Privacy curtains for cab area
 Color-coordinated carpeted floor mat
 Custom-molded ABS surround in cab-over area
 Overhead bunk with 750 lb. capacity and safety net with 300 lb. capacity
 Collapsible bunk ladder
 Firefly Multiplex system offers control of important coach features via LED touchscreen or mobile app
 High-intensity recessed LED ceiling lights
 Raised-panel hardwood cabinetry and stiles throughout
 Deluxe hidden cabinet hinges
 Matte-finish woodgrain porcelain floor tile with heated floor mat
 Day/night roller shades in living area
 Entegra-exclusive, easy-operation legless dinette table
 Car seat tethers on forward-facing dinette seats
 2-point lap safety belts in all designated seating locations
 50 in. LED TV in living area (40 in. on 37K)
 Samsung® sound bar
 Cable TV hookup with RG-6 coax and video selector switch
 Wood-framed kitchen window with spice cabinets
 2-burner induction cooktop with LED display
 Solid-surface kitchen countertop with large integrated stainless steel sink with sink covers
 One-piece, fiberglass shower with glass door, skylight and light
 Porcelain toilet with foot flush
 Solid-surface bathroom sink
 Powered roof vent in bathroom with wall switch

Walk-around, king-sized bed with bedspread and nightstands
 32 in. Smart LED TV in bedroom
 Large wardrobes
 Bunks with industry-exclusive 300 lb. capacity each (37L)

SAFETY

Smoke alarm
 Carbon monoxide detector
 Storage safe

OPTIONS

Power theater seating (37L only)
 Freestanding table with 4 chairs (N/A 37L)
 Hide-a-bed sofa (37M only)
 Stackable washer/dryer
 Starlink RV satellite internet system
 Winegard® TRAV'LER® satellite dish - DIRECTV®
 Winegard® TRAV'LER® satellite dish - Dish Network®
 Canadian Shaw® TRAV'LER® satellite dish

WARRANTY

2+3
YEAR | YEAR
 LIMITED | STRUCTURAL
WARRANTY

NO ONE OFFERS A BETTER WARRANTY

At Entegra Coach, we build our RVs to handle every adventure, then back them with our industry-leading 2+3 limited warranty. Our 2-year limited warranty has you covered for 2 camping seasons. That's 730 days. In addition, our 3-year structural limited warranty has you covered for 3 camping seasons or 1,095 days. You won't find a better limited warranty in the business, because the only strings we attach are those that deliver the ultimate in reliability. For a copy of our 2-year limited + 3-year structural limited warranty with complete terms and conditions, please contact your local Entegra Coach dealer.

Floorplan	GVWR (lbs.)	GCWR (lbs.)	Wheel Base	Overall Length	Exterior Height w/ A/C & Satellite	Exterior Width	Interior Height	Fresh Water Capacity (gal.)	Grey Waste Water Capacity (gal.)	Black Waste Water Capacity (gal.)
37K	31,000	43,000	279	39' 4"	13' 4"	101	84	72	51/40	40/23
37L	31,000	43,000	279	39' 4"	13' 4"	101	84	72	50/31	50
37M	31,000	43,000	279	39' 4"	13' 4"	101	84	72	40/40	33/23

It is important for your safety and enjoyment that you are aware of the weights and tow ratings of the RV you select. Consult a competent advisor for questions or advice. Whether you are new to RVing or a veteran, get a feel for the performance of your RV before heading out on the roadways. When you tow a vehicle with your RV, you must drive differently than when you drive a single vehicle. Practice hooking up, driving, backing up and braking in a safe environment or seek out professional instruction. Jayco affixes a weight label to each RV which lists weight information for that vehicle. Refer to that label to verify the vehicle will meet your requirements. Gross Vehicle Weight Rating (GVWR): The maximum permissible weight of the motorhome, including the Unloaded Vehicle Weight (UVW) plus passengers, personal items, all cargo, fluids, options and dealer-installed accessories. The GVWR is equal to or greater than the sum of the UVW and the Cargo Carrying Capacity. Gross Combined Weight Rating (GCWR): The maximum allowable combined weight of the motorhome used as a tow vehicle and the attached towed vehicle.



Part of Jayco Family of Companies

Entegra Coach, Inc., P.O. Box 460, Middlebury, IN 46540, www.entegracoach.com. See dealer for further information and prices. All information in this brochure is the latest available at the time of publication approval. Entegra Coach reserves the right to make changes and to discontinue models without notice or obligation. Photos in this brochure may show optional equipment and props for photography purposes. RVs built for sale in Canada may differ to conform to Canadian codes. ©2023 Entegra Coach, Inc. Printed in U.S.A. 2032670



entegracoach.com/accolade-xl