

ROCKWOOD
TENT CAMPERS

ROCKWOOD

**LTD, FREEDOM, ESP, HIGH WALL
& HARD SIDE TENT CAMPERS**

PROVIDING OUTDOOR FUN SINCE 1974.



Limited

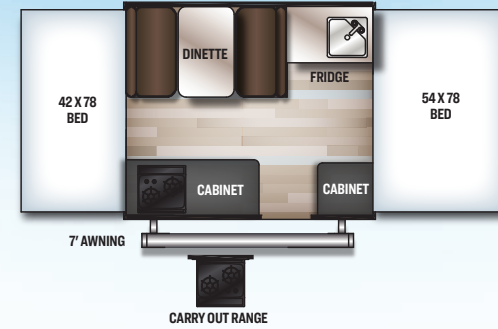
TIRED OF SLEEPING ON THE GROUND? When it is time to retire the trusty family tent because you are tired of sleeping on the hard ground, look no further than the Rockwood LTD Tent Camper. Light on frills but an emphasis on quality and construction. The LTD is our entry-level line of tent campers that come with a limited lifetime warranty on the lift system and a 5 year tent warranty. Oh, and don't forget the standard heated mattresses that will keep you warm and comfortable on those chilly Fall nights.



1940LTD



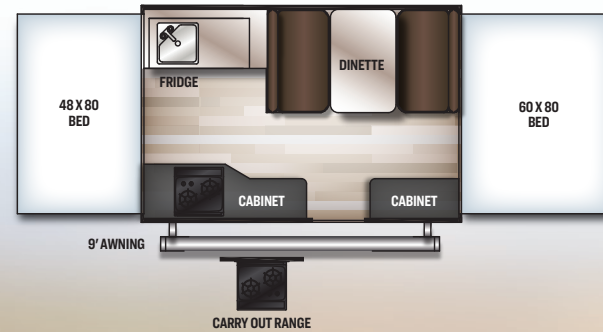
1940LTD



1640LTD

LIMITED

UVW: 1465 HITCH: 162 AXLE: 1284 CCC: 793
 BOX SIZE: 8' CLOSED LENGTH W/ HITCH: 12' 4" CLOSED HEIGHT: 5' 4"
 OPEN LENGTH: 17' 2" FRESH: 10 GRAY: N/A BLACK: N/A



1940LTD

LIMITED

UVW: 1608 HITCH: 195 AXLE: 1394 CCC: 683
 BOX SIZE: 10' CLOSED LENGTH W/ HITCH: 14' 4" CLOSED HEIGHT: 5' 4"
 OPEN LENGTH: 20' 2" FRESH: 10 GRAY: N/A BLACK: N/A



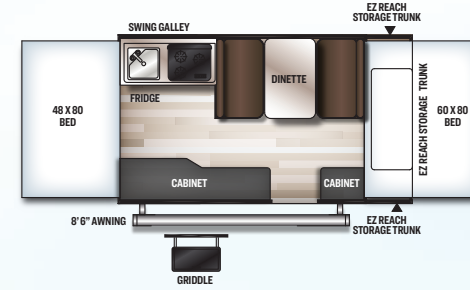
2280LTD

LIMITED

UVW: 2049 HITCH: 225 AXLE: 1805 CCC: 1176
 BOX SIZE: 12' CLOSED LENGTH W/ HITCH: 16' 5" CLOSED HEIGHT: 5' 6"
 OPEN LENGTH: 23' 1" FRESH: 10 GRAY: N/A BLACK: N/A

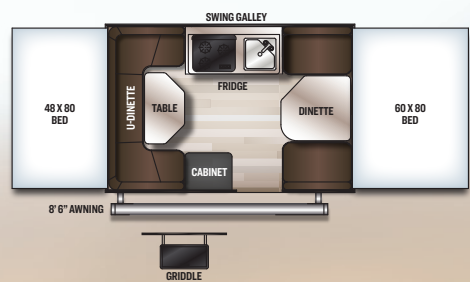


1940F



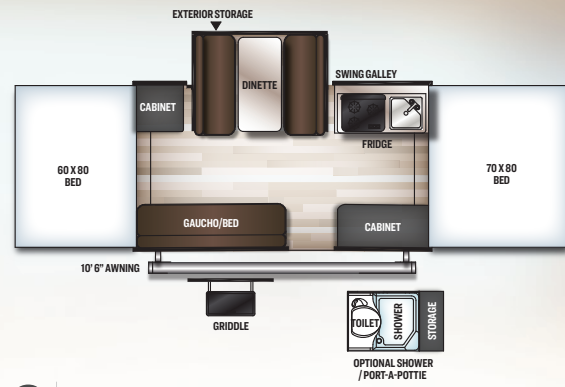
1940F
FREEDOM

UVW: 2204	HITCH: 240	AXLE: 1945	CCC: 1036
BOX SIZE: 12'	CLOSED LENGTH W/ HITCH: 17' 3"	CLOSED HEIGHT: 5' 6"	
OPEN LENGTH: 20' 2"	FRESH: 20	GRAY: N/A	BLACK: N/A



1980
FREEDOM

UVW: 1896	HITCH: 255	AXLE: 1622	CCC: 1359
BOX SIZE: 10'	CLOSED LENGTH W/ HITCH: 15' 7"	CLOSED HEIGHT: 5' 6"	
OPEN LENGTH: 20' 2"	FRESH: 20 gal	GRAY: N/A	BLACK: N/A

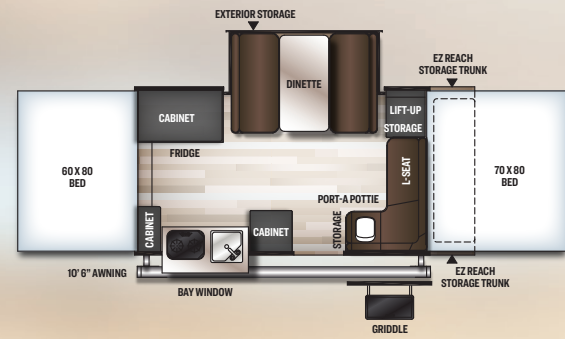


2318G
FREEDOM

UVW: 2439	HITCH: 263	AXLE: 2157	CCC: 824
BOX SIZE: 12'	CLOSED LENGTH W/ HITCH: 17' 6"	CLOSED HEIGHT: 5' 6"	
OPEN LENGTH: 23' 11"	FRESH: 20	GRAY: N/A	BLACK: N/A

FREEDOM

MAKING YOUR INVESTMENT GO A LONG WAY. All the quality that you get in the LTD line, but added features that will enhance your camping experience. Features like a Create-a-Breeze fan to improve ventilation, power roof lift, 4 stabilizer jacks, griddle, and brilliant LED awning lights to welcome you back to your camper when the sun goes down. Just because you own a Rockwood tent camper doesn't mean you have to "rough it" on your next camping trip.



2514F
FREEDOM

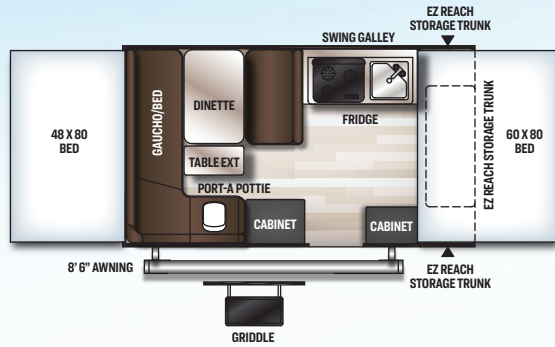
UVW: 2654	HITCH: 295	AXLE: 2340	CCC: 641
BOX SIZE: 12'	CLOSED LENGTH W/ HITCH: 19' 1"	CLOSED HEIGHT: 6'	
OPEN LENGTH: 23' 9"	FRESH: 20	GRAY: N/A	BLACK: N/A



2280BHESP (w/ OPTIONAL SHOWER/TOILET)

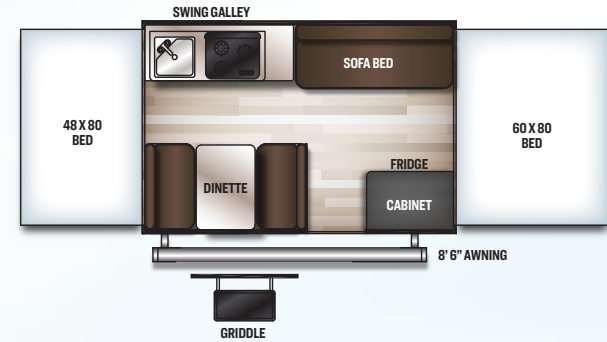


2280BHESP



1910ESP
ESP

UVW: 2180	HITCH: 254	AXLE: 1907	CCC: 724
BOX SIZE: 10'	CLOSED LENGTH W/ HITCH: 17' 6"	CLOSED HEIGHT: 5' 11"	
OPEN LENGTH: 20' 4"	FRESH: 20	GRAY: N/A	BLACK: N/A

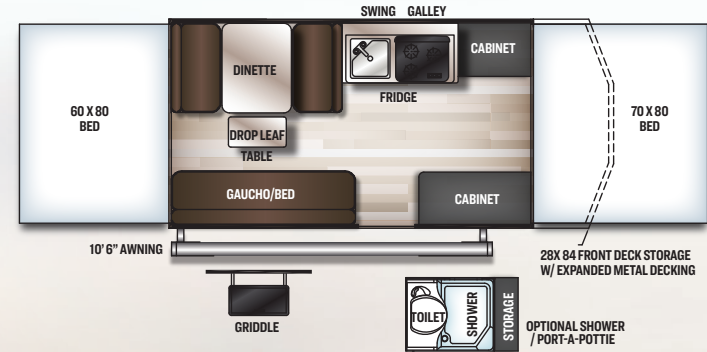


1970ESP
ESP

UVW: 2076	HITCH: 234	AXLE: 1823	CCC: 808
BOX SIZE: 10'	CLOSED LENGTH W/ HITCH: 15' 8"	CLOSED HEIGHT: 5' 11"	
OPEN LENGTH: 20' 1"	FRESH: 20	GRAY: N/A	BLACK: N/A

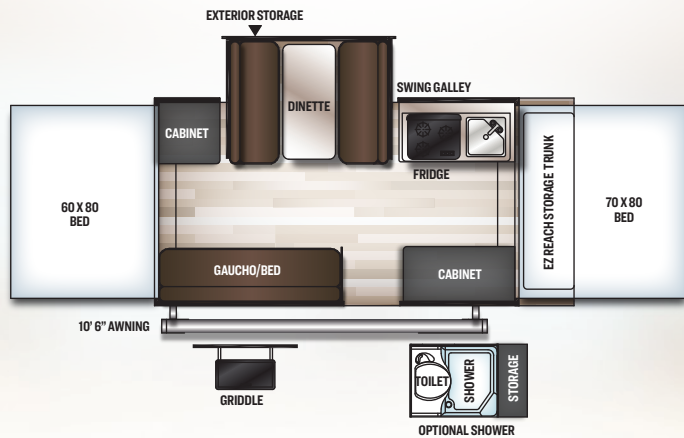
ESP

WELCOME TO THE ROCKWOOD EXTREME SPORTS PACKAGE (ESP), A camper specifically designed for the active couples and families looking for the ability to make the most of their outdoor experiences... even without electrical hook-ups. The Rockwood ESP utilizes sport tires to allow for more ground-clearance to get to those camp-sites that a larger campers wouldn't be able to get to. And the standard 100W roof mounted solar panel with 1000W onboard inverter (to power your outlets) allows for renewable energy to your batteries while camping off-grid. The possibilities are endless where you could go with your new ESP.



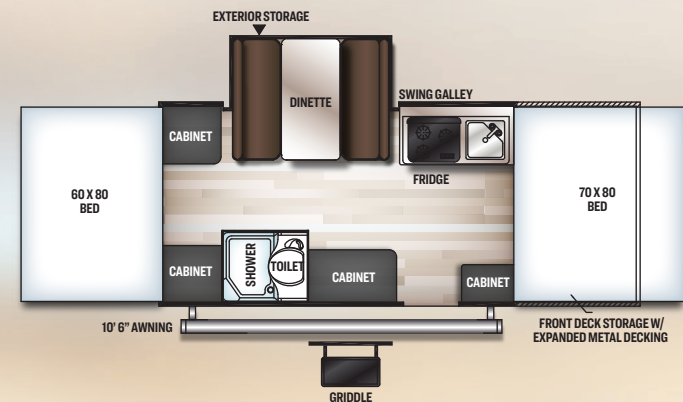
2280BHESP
ESP

UVW: 2559	HITCH: 338	AXLE: 2202	CCC: 1279
BOX SIZE: 12'	CLOSED LENGTH W/ HITCH: 19' 4"	CLOSED HEIGHT: 6' 2"	
OPEN LENGTH: 23' 11"	FRESH: 20	GRAY: N/A	BLACK: N/A



2318ESP
ESP

UVW: 2849	HITCH: 375	AXLE: 2455	CCC: 1026
BOX SIZE: 12'	CLOSED LENGTH W/ HITCH: 19' 4"	CLOSED HEIGHT: 6' 2"	
OPEN LENGTH: 23' 11"	FRESH: 20	GRAY: N/A	BLACK: N/A



232ESP
ESP

UVW: 2933	HITCH: 294	AXLE: 2620	CCC: 861
BOX SIZE: 12'	CLOSED LENGTH W/ HITCH: 22' 3"	CLOSED HEIGHT: 6' 2"	
OPEN LENGTH: 26' 5"	FRESH: 20	GRAY: N/A	BLACK: N/A



HW277

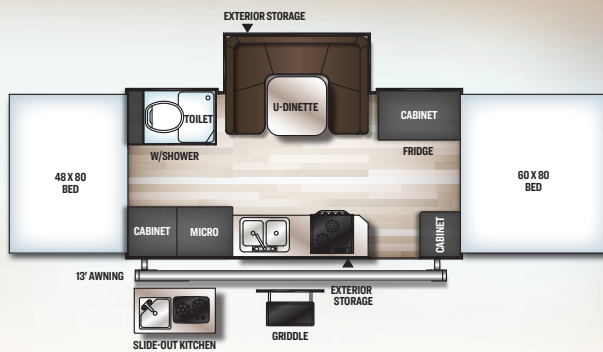


HW277



High Wall

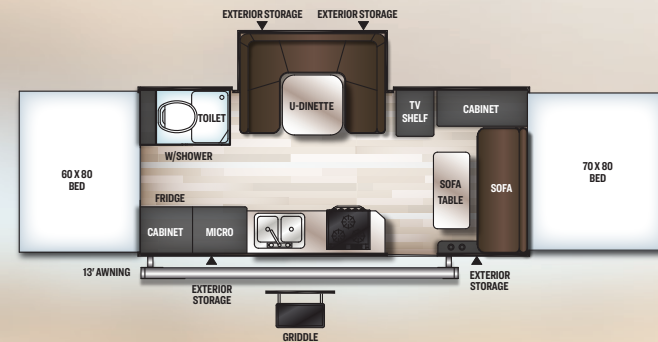
WE MAKE CAMPING COMFORTABLE. We have designed the High Wall series for those who want the amenities of a larger travel trailer but like the convenience of a tent camper for easier storage and effortless towing. These well-appointed campers give you a larger refrigerator, standard oven, microwave, added counter space, and upgraded Dexter torsion axles, all features that are not available in a standard size tent camper.



HW277

HIGH WALL

UVW: 3334 HITCH: 380 AXLE: 2916 CCC: 546
 BOX SIZE: 14' CLOSED LENGTH W/ HITCH: 19' 6" CLOSED HEIGHT: 6' 7"
 OPEN LENGTH: 25' 9" FRESH: 20 GRAY: 12 BLACK: 12



HW296

HIGH WALL

UVW: 3721 HITCH: 371 AXLE: 3312 CCC: 1278
 BOX SIZE: 16' CLOSED LENGTH W/ HITCH: 21' 6" CLOSED HEIGHT: 6' 9"
 OPEN LENGTH: 27' 9" FRESH: 20 GRAY: 12 BLACK: 12

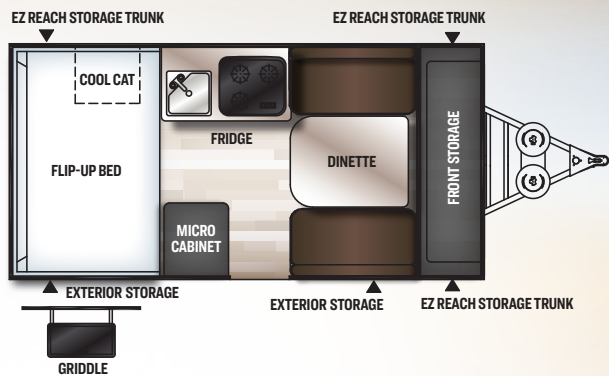


A122S



HARD SIDES

QUITE POSSIBLY THE BEST OF BOTH WORLDS. When you combine the solid exterior of a travel trailer with the easy to tow tent camper, you get the Rockwood Hard Side Series. Equipped with a 10K BTU Cool Cat Heat Pump that work as both an A/C and a heater to keep you comfortable inside your camper. Astonishingly quick and easy set up means that you will be enjoying your camping experience minutes after you pull into your campsite.



A122S

HARD SIDE

UVW: 2120	HITCH: 284	AXLE: 1798	CCC: 1164
BOX SIZE: 12'		CLOSED LENGTH W/ HITCH: 19' 2"	
CLOSED HEIGHT: 5' 1"		FRESH: 20	GRAY: N/A
		BLACK: N/A	



Tent Camper Construction

THE ROCKWOOD DIFFERENCE

- A** Three Stage Double Arm Lifter Posts (NA Hard Side)
- B** Fiberglass Vacuum Bonded Radius Roof w/ No Center Seam (NA Hard Side)
- C** Five-Piece Vinolon Supreme Tenting (NA Hard Side)
- D** E-Z Crank Down Stabilizer Jacks w/ Sand Pads
- E** Full Perimeter Aluminum Bed Frames (NA Hard Side)
- F** Plywood Bunk Ends (NA Hard Side)
- G** Seven-Way Pigtail Wiring
- H** Under Floor 20 Gallon Fresh Water Tank (LTDs 10 Gallon Above Floor)

- I** Powder Coated Tubular Steel Frame
- J** Powder Coated Rafter Poles and Bed Bows (NA Hard Side)
- K** Air Conditioner Reinforcing Laminated Into Roof (NA Hard Side)
- L** Nitrogen Filled Steel Belted Radial Tires
- M** Easy Lube Axle System (Except LTDs)
- N** Smooth Fiberglass Vacuum Bonded Exterior (NA on Freedoms & ESPs)
- O** One-Piece Door (Except Hard Side)
- P** Under Awning LED Lighting (Except LTD's & Hard Sides)



TORFLEX
RUBBER TORSION SUSPENSION AXLES

Dexter Torflex Axles

(STANDARD ON HIGH WALL AND HARD SIDE MODELS)

- Independent wheel suspension and self-damping action
- Rubber cushioning eliminates metal-to-metal contact.
- Forged torsion arm for maximum strength

Most models are also equipped with E-Z Lube® System and Nev-R-Adjust® Brakes.



HAND-CHECKED FOR THE BEST QUALITY.

CAI (CUSTOMER ASSURANCE INSPECTION) Each Rockwood production line has a complete online PDI staff that is responsible for double checking all function and code test on every Rockwood Trailer. CAI is an independent facility that takes Rockwood trailers from each line and inspects them to ensure that the online PDI staff and system is functioning to the standards that Rockwood has set along with all governing code groups. This ensures we are putting the best product into the hands of our selling dealers.



Rockwood Warranty. Our Promise.

FOR DETAILS ON ROCKWOOD'S COMPLETE WARRANTY PROGRAM, SEE YOUR ROCKWOOD DEALER. When it comes to backing products with the same quality and commitment it does when it begins the manufacturing process, the only name you have to remember when you're looking for a recreational vehicle is Rockwood. Rockwood offers the following additional limited warranties to the original purchasers. Consult written warranty for details.

1. Five-year roof warranty (Excludes Hard Sides).
2. Twenty-five-year floor warranty.
3. Five-year frame warranty.
4. Five-year tent warranty.
5. Ten-year torsion axle warranty.
6. Limited lifetime warranty of lifter system (Excludes Hard Sides).



24/7 EMERGENCY ROADSIDE ASSISTANCE WITH VEHICLE PURCHASE*

TOWING	WINCH-OUT
JUMP-STARTS	MOBILE MECHANIC
TIRE CHANGES	TECHNICAL
FLUID DELIVERY	SUPPORT
LOCKOUT SERVICE	DEALER LOCATOR SERVICES



*VALID FOR 1 YEAR FROM DATE OF PURCHASE



PRE-DELIVERY INSPECTION FACILITY

20,000 square feet of quality assurance. The bare essentials for a premium product. This state-of-the-art facility gives immediate daily feedback to production for quality assurance in every unit built.

CUSTOMER SATISFACTION



www.ForestRiverBuyLocal.com

FREE MEMBERSHIP
to Forest River Owners' Group

www.forestriverfrog.com



Specification Definitions :: GVWR (Gross Vehicle Weight Rating) - is the maximum permissible weight of the unit when fully loaded. It includes all weights, inclusive of all fluids, cargo, optional equipment and accessories. For safety and product performance do NOT exceed the GVWR. // **GAWR (Gross Axle Weight Rating)** - is the maximum permissible weight, including cargo, fluids, optional equipment and accessories that can be safely supported by a combination of all axles. // **UVW (Unloaded Vehicle Weight)** - is the typical weight of the unit as manufactured at the factory. It includes all weight at the unit's axle(s) and tongue or pin and LP Gas. The UVW does not include cargo, fresh potable water, additional optional equipment or dealer installed accessories. *Estimated average based on standard build optional equipment. // **CCC (Cargo Carrying Capacity)**** - is the amount of weight available for fresh potable water, cargo, additional optional equipment and accessories. CCC is equal to GVWR minus UVW. Available CCC should accommodate fresh potable water (8.3 lbs per gallon). Before filling the fresh water tank, empty the black and gray tanks to provide for more cargo capacity. ** Estimated average based on standard build optional equipment. // Each Forest River RV is weighed at the manufacturing facility prior to shipping. A label identifying the unloaded vehicle weight of the actual unit and the cargo carrying capacity is applied to every Forest River RV prior to leaving our facilities. The load capacity of your unit is designated by weight, not by volume, so you cannot necessarily use all available space when loading your unit. // All information contained in this brochure is believed to be accurate at the time of publication. However, during the model year, it may be necessary to make revisions and Forest River, Inc., reserves the right to make all such changes without notice, including prices, colors, materials, equipment and specifications as well as the addition of new models and the discontinuance of models shown in this brochure. Therefore, please consult with your Forest River dealer and confirm the existence of any materials, design or specifications that are material to your purchase decision. Litho. U.S.A. FOR 1848 P&W: 2021.10.22

Look for our other popular lines of Rockwood trailers.



ROCKWOOD GEO PRO



ROCKWOOD FIFTH WHEELS



ROCKWOOD TRAVEL TRAILERS



Learn More
Scan this barcode using a QR Reader on your smart phone to learn more about Forest River.



A Berkshire Hathaway company.

201 WEST ELM MILLERSBURG, IN 46543 WWW.FORESTRIVERINC.COM/ROCKWOOD 574.642.2640

YOUR **ROCKWOOD** DEALER

Colton RV & Marine
3122 Niagara Falls Blvd.
North Tonawanda, NY 14120
(716) 694-0188
www.ColtonRV.com

Colton RV
3443 Southwestern Blvd.
Orchard Park, NY 14127
(716) 957-3250
www.ColtonRV.com

Colton RV
489 Bushkill Plaza LN #9665
Wind Gap, PA 18091
(610) 863-5239
www.ColtonRV.com

FOLLOW THE JOURNEY



Follow us on these media platforms @RockwoodRvs