

TRAVEL TRAILERS

TRANSCEND

BY GRAND DESIGN RV

TRAVEL TRAILERS

TRANSCEND
BY GRAND DESIGN RV



GRAND DESIGN[®]
RECREATIONAL VEHICLES



TRANSCENDTM

BY GRAND DESIGN RV

Your introduction to the Grand Design family.

This introductory level travel trailer redefines its class with the innovative design, quality and functionality that is expected from a Grand Design... And it's backed by Grand Design's industry leading warranty.



27BHS Shown



GOURMET KITCHEN



RESIDENTIAL MASTER SUITE



SPACIOUS BATHROOM



MAXIMUM HEADROOM

82" tall interior and
72" tall sliderooms



OVERSIZED TANK CAPACITIES

Fill and empty your
tanks less often.



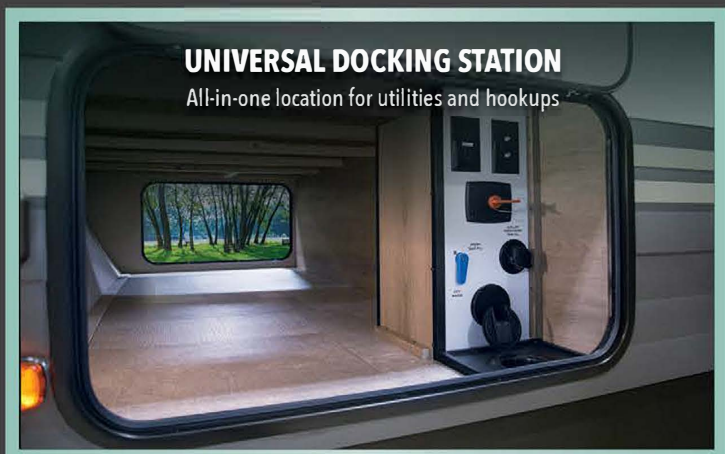
ALUMINUM ENTRY STEPS

Lightweight and Durable



PET FRIENDLY RV

Pet friendly drawer under fridge
with no vents in floor

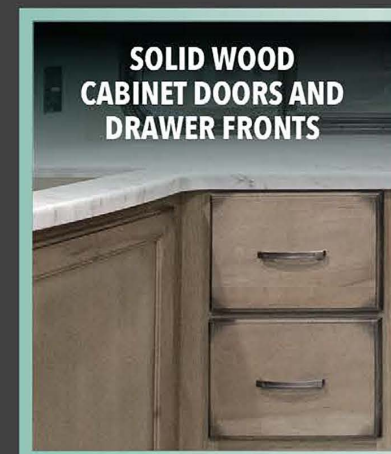


UNIVERSAL DOCKING STATION

All-in-one location for utilities and hookups



DEEP SEATED STAINLESS STEEL SINK



**SOLID WOOD
CABINET DOORS AND
DRAWER FRONTS**

BUILT TO A HIGHER STANDARD

MAXIMUM INSULATION

1 RESIDENTIAL INSULATED WALLS (R-9)

Exterior walls and sliderooms are framed with studs set 16" on center, and residential fiberglass insulation is adhered in place between each stud.

2 INSULATED FLOOR AND ENCLOSED UNDERBELLY (R-11)


The main floor is insulated with a layer of residential fiberglass insulation. The coach underbelly is also fully enclosed and heated with a dedicated duct.

3 DOUBLE INSULATED ROOF (R-40)*

A layer of fiberglass insulation and a layer of radiant foil insulation covers the full length of the roof.

4 INSULATED FRONT WALL (R-9)*

The residential fiberglass insulation layer from the roof, continues all the way around to the bottom of the front wall.




MAXIMUM FUNCTION

A high performance furnace delivers 35,000 BTUs of heating power.

Heated and Enclosed Underbelly with Suspended Tank

EVENFLOW HEATING SYSTEM

Evenly distributes heat from the front to the rear without vents in floor that collect dirt and debris.



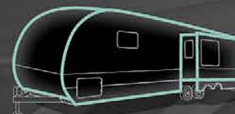
*Equivalent R-Value



The satin metal exterior skin is 25% thicker, for a more durable and better looking sidewall.

QUADSEAL

4 protective layers (mylar tape, 2-layers of PVC foam, and a final silicone cap seal) line the perimeter of the coach for ultimate protection from the elements.

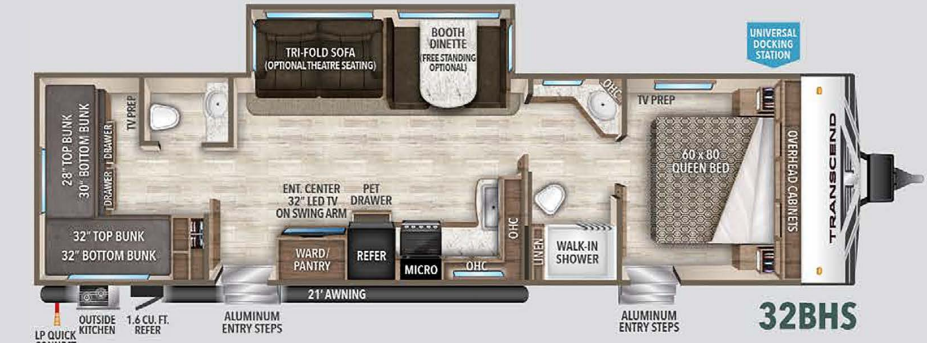
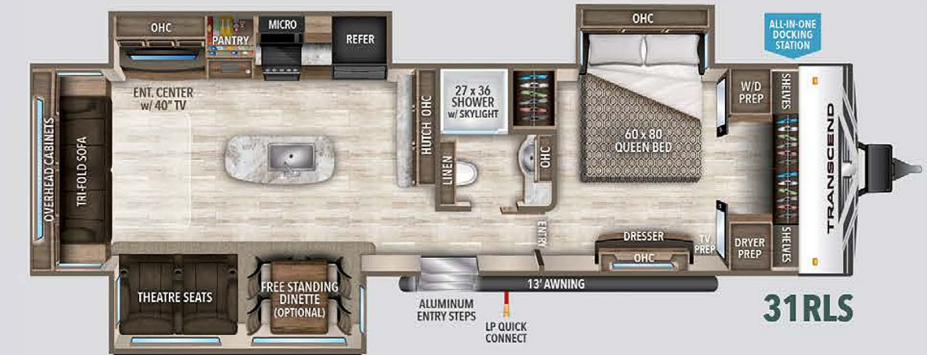


BACKED TO A HIGHER STANDARD

Every Grand Design RV is backed with a class leading 3-year limited structural warranty. By selecting suppliers with similar philosophies, many components used on our coaches also carry an extended warranty through the component manufacturer.



- ▶ AXLES - 5 Years
- ▶ TIRE WARRANTY - 5 Years w/12 Mo. no questions asked
- ▶ EXTERIOR GRAPHICS - 5 Years
- ▶ ROOF COVERING - 12 Years



COMFORT & CONVENIENCE FEATURES




REAR LADDER



USB PORTS (2)



MOTION SENSOR
LED LIGHTING



15K BTU A/C

	26RLS	27BHS	28MKS	29TBS	30MKS	31RLS	32BHS
UVW (lbs.)†	6,685	6,710	7,195	7,260	8,817	9,026	7,738
Hitch Weight (lbs.)†	625	633	709	676	831	941	728
Length‡	32'	32'	34' 2"	35' 11"	35' 9"	36' 11"	36' 11"
Height	11' 4"	11' 4"	11' 4"	11' 4"	11' 5"	11' 9"	11' 4"
Tank Cap. (gal.) Fresh Gray Waste	52 78 39	52 68 39	52 78 39	52 68 39	52 107 39	52 107 39	52 78 78
Wheel Size	15"	15"	15"	15"	15"	16"	15"

†Based on average weight ‡Hitch to rear

EXTERIOR & CONSTRUCTION

Power Tongue Jack
Solar Power Inlet
Backup Camera Prep
Black Tank Flush
20# LP Bottles (2) w/ Cover
Friction Hinge Entry Door
High-Capacity Water Pump
Extra Large 2" Fresh Water Drain Valve
Battery Kill Switch (Pass Thru)
Oversized Tank Capacities
Walk-on Roof
One-Piece Roof Membrane w/ 12-Year Warranty
Easy Access Low Point Drain Valves
Insulated Storage Doors
Rear Wall Insulation (R-9)
Side Walls Insulation (R-9)
Slideroom Roof and End Wall Insulation (R-9)
Main Floor Insulation (R-11*)
5" Radius Roof Insulation (R-40*)

INTERIOR

Residential Bedspread
TV and Cable Prep
Walk-In Shower
Power Vent Fan
Medicine Cabinet with Mirror
ABS Tub Surround
Solid Hardwood Drawer Fronts
Solid Core Cabinet Stiles
Pre-Drilled and Screwed Cabinetry
Ball Bearing Full Extension Drawer Glides
Large Panoramic Windows
Residential Countertops
Microwave
3-Burner Range with Oven
USB Ports (2)
Upgraded Residential Furniture
More Power Outlets

RISE ABOVE PACKAGE

Aluminum Entry Steps
Tri-Fold Hide-a-Bed Sofa
82" Interior Height
Master Suite w/ 60" x 80" Queen Bed
All-In-One Utility Center
52 Gallon Fresh Water Capacity
STRONGWALL Aluminum Exterior
Spare Tire w/ Carrier
Black Tank Flush
Nitrogen Filled Radial Tires
Aluminum Rims
Magnetic Storage Door Catches
Porcelain Foot Flush Toilet
Residential Booth Dinette
Extended Grab Handle
Roof Ladder
E-Z Lift Bed Storage w/ Struts
Tinted Windows
Pet Friendly Drawer Under Refrigerator
High Rise Faucet
Solid Wood Cabinet Doors
Solid Wood Drawer Fronts
17.8 Gal/Hr. DSI Quick Recovery Water Heater
Deep Seated Stainless Steel Sink
Double Door Refrigerator

Mandatory Package

Mandatory Package

EXTENDED SEASON PROTECTION PACKAGE

35k BTU High Capacity Furnace
Heated and Enclosed Underbelly w/ Suspended Tanks
Double Insulated Roof (R-40*)
Designated Heat Duct to Subfloor
High Density Roof Insulation
Moisture Barrier Floor Enclosure
Residential (Ductless) Heating System Throughout

Mandatory Package

ECLIPSE POWER PACKAGE

Electric Awning
LED Porch Light
LED Interior Lighting
Motion Sensor Pass Thru Lighting (LED)
Motion Sensor Entry Lighting (LED)
(HDMI) Bluetooth Stereo/DVD Player
30 Amp Service
High Definition LED Television
15k BTU Ducted AC
Detachable Marine Grade Power Cord w/ LED Light

OPTIONS

Theater Seating IPO Tri-Fold Sofa
(Mandatory 26RLS and 28MKS)
Free Standing Table and 4 Chairs (26RLS, 28MKS)
50 Amp Service - Pre-wired for 2nd AC
(29TBS, 28MKS, 30MKS, 31RLS, 32BHS only - Forced)
78" Theatre Seating IPO Booth Dinette (29TBS, 30MKS)
2nd AC - 13.5K BTU (28MKS, 29TBS, 30MKS, 31RLS, 32BHS)

TRANSCEND™

Because of our commitment to continuous product improvement, Grand Design Recreational Vehicles reserves the right to change components, standards, options, specifications, and materials without notice and at any time. Photos may show optional equipment which may not be included in the standard purchase price of the featured unit. Be sure to review current product details with your local dealer before purchasing. Rev. 10.10.18

We Strive For Nothing Less Than Customers for Life!

Thank you for taking the time to tour our coach. We would like to share some insights into what sets Grand Design RV Company apart from all other RV manufacturers and why this difference is important to you.

The three of us were part of the original ownership team that led a top RV Manufacturer to become the largest travel trailer and fifth wheel company in the world. While proud of our accomplishments at this company, it became difficult to stay in touch with the needs of our customers, employees, and ultimately the products we built.

In 2011, we set out to pursue our dream and re-establish the personal connection we had enjoyed with customers and dealers. The result is Grand Design RV Company. Starting with a blank canvas, we were able to do things differently than what had been done before.

After achieving unparalleled years of growth, Grand Design formed an alliance with one of the industry's most iconic brands...Winnebago. Operating as an independent business within Winnebago Industries provides additional financial stability and enables us to continue Grand Design's unique way of doing business for our current and future customers.

LONG TERM VALUE

Everything we do at our company is designed to build long term value in what we offer our customers, "more features and superior value for your dollar."

CUSTOMER FOCUS

Our focus (from the very first day we opened our doors) revolves around our customers.

STAYING CONNECTED

Magic happens when the President and Senior Management are all actively working with the production facilities to help build the team and develop products.

EXPERIENCED WORKFORCE

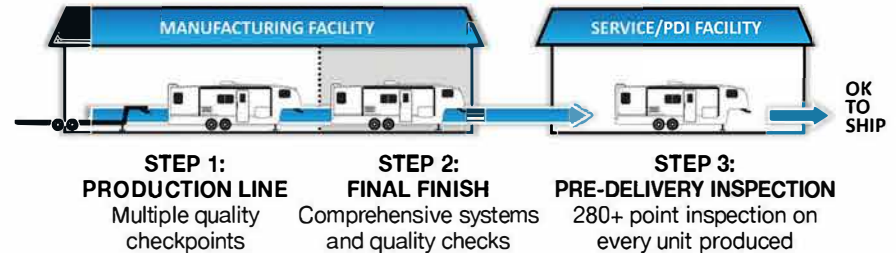
Our local workforce has been hand-picked, and has an excellent reputation for quality craftsmanship that is second to none.

CLASS LEADING WARRANTY

We back every one of our coaches by a 3-year limited structural warranty.

RAISING THE QUALITY BAR

We put every Grand Design RV through a series of quality inspection gates during the manufacturing process. Once completed, the unit undergoes a comprehensive final finish inspection. From here, most manufacturers ship their coaches on to the dealer for retail sale. Not Grand Design...Every one of our coaches are shipped to a separate PDI (Pre-Delivery Inspection) location where they are again put through a 280+ point inspection process. It is only after this that we deem a unit ready to ship to our dealers.



SUPERIOR SERVICE

We deliver the highest quality in the industry, but anything built by humans can be subject to issues. It's how those issues are addressed that stands out with Grand Design. Don't just take our word for it, visit the Transcend owners page (Grand Design RV Transcend Owners) as well as the GDRV owners page (Grand Design RV Owners) on Facebook and see for yourself how we take care of our customers after the sale. An informed customer will be a Grand Design customer!

At Grand Design our goal is simple... Continue leading the industry with quality products while improving the customer's RV experience before, during, and after the sale. We would be honored to personally welcome you to the Grand Design RV family!

Warmest Regards,

Don Clark

President / CEO / Co-Founder



Colton RV
North Tonawanda, NY 14120
(716) 694-0188
(800) 628-4889
www.ColtonRV.com

Colton RV
Orchard Park, NY 14127
(716) 957-3250
(800) 628-4889
www.ColtonRV.com

Grand Design RV was created in 2012 and founded by close friends Don Clark and brothers Ron and Bill Fenech (Representing over 80 combined years of experience in the RV Industry).

