

CYCLONE

BY HEARTLAND

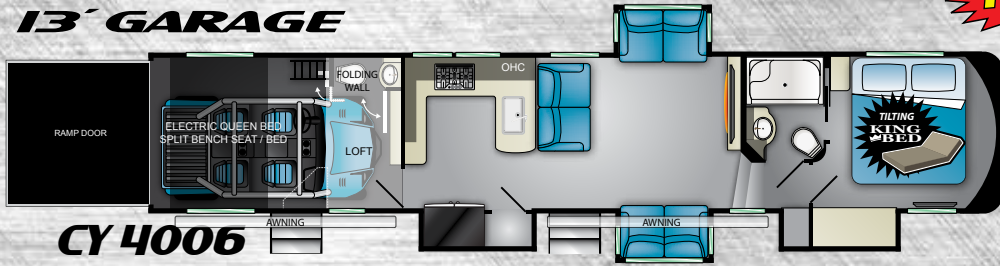


Visit HEARTLAND on:



TRIPLE AXLE MODELS

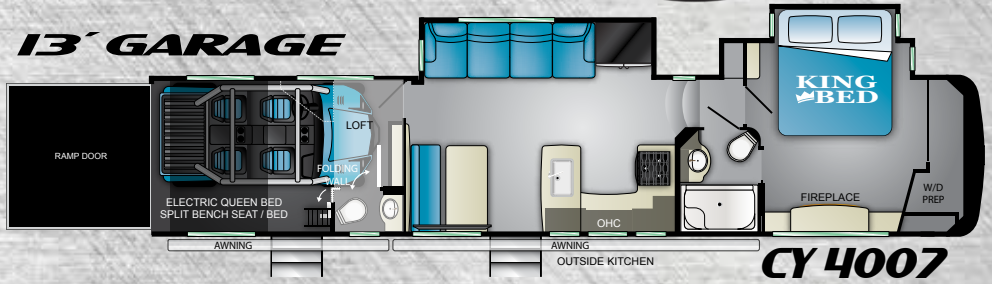
13' GARAGE



CY 4006



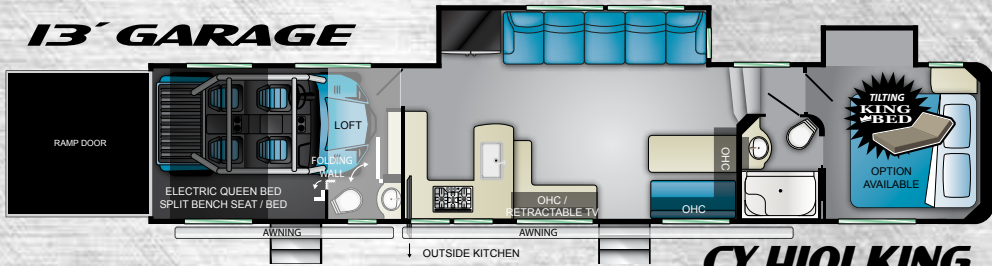
13' GARAGE



CY 4007

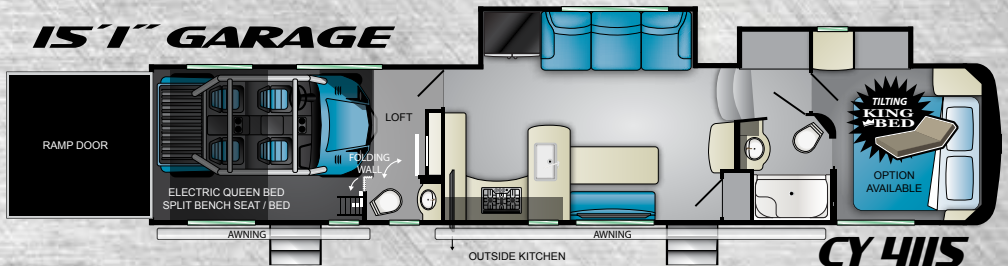


13' GARAGE



CY 4101 KING

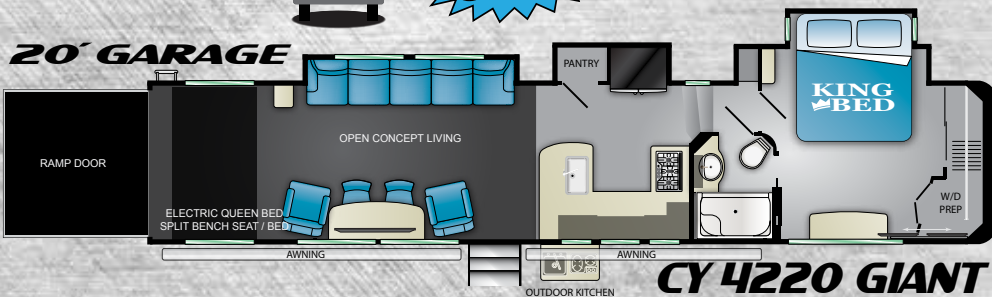
15' GARAGE



CY 4115

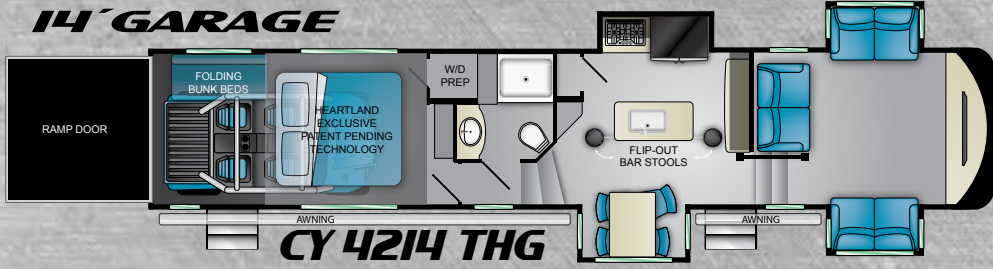


20' GARAGE

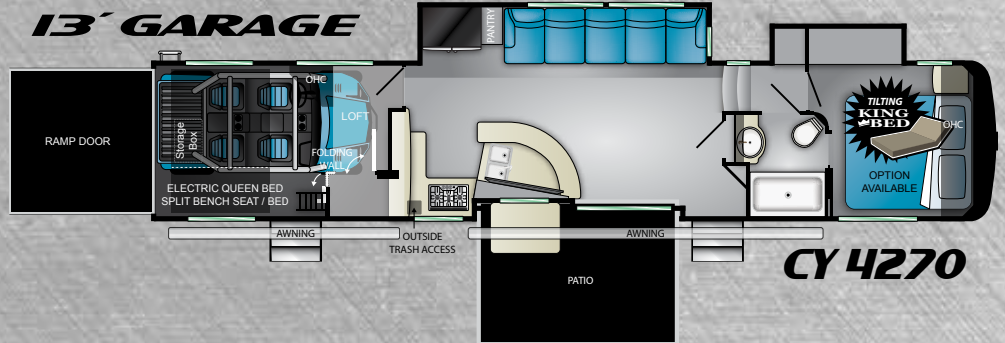


CY 4220 GIANT

14' GARAGE



13' GARAGE



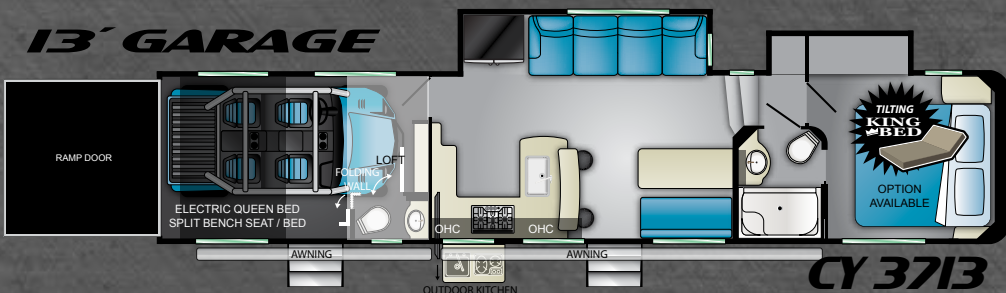
TRIPLE AXLE MODELS

MODEL	4006	4007	4101 KING	4115	4220 GIANT	4214	4270
LENGTH	TBD	43' 0"	44' 0"	44' 0"	43' 5"	44' ½"	44' 0"
DRY	TBD	16,620	16,845	16,270	16,296	16,720	17,455
HEIGHT	13' 3"	13' 3"	13' 3"	13' 3"	13' 3"	13' 3"	13' 3"
GVWR	20,000	20,000	20,000	20,000	20,000	20,000	20,000

Note: Length defined as tow point (Ball coupler for travel trailers / King pin for 5th wheel trailers) to rear bumper. Add 9" w/ Extended Pin Box
Garage length is defined as ramp door to full interior wall. Standard or optional equipment may reduce overall garage dimensions.

DOUBLE AXLE MODEL

13' GARAGE



DOUBLE AXLE MODEL

MODEL	3713
LENGTH	42' 11"
DRY	15,375
HITCH	3,480
HEIGHT	13' 3"
GVWR	17,000

KITCHEN / INTERIOR

- LED lighting throughout
- Kitchen island with backlight fascia
- Designer cabinets
- Roller shades in living area
- Solid surface countertops
- Spring loaded hidden hinges
- Steel ball-bearing drawer guides 50 lbs.
- Large cabinet storage
- Convection microwave
- Solid surface sink covers
- Fireplace (most models)
- Custom one touch digital control panel w/ bluetooth capability
- (2)15,000 BTU A/C
- Overhead cabinets or shelving throughout
- High quality overstuffed residential furniture
- Powered Vent
- Leather backed furniture

BATH & BED

- Single level master suite
- One-piece fiberglass tub
- Foot flush porcelain toilet
- Heat and A/C vents in main bathroom
- Large vanity drawers
- Skylight over shower
- Glass shower door
- Power bath vent
- Max lino in bedroom
- Washer dryer prep
- King mattress
- Roller shades in bedroom

EXTERIOR

- Azdel wall substrate
- Six point hydraulic leveling system
- 16" G-rated tires with aluminum wheels
- One-piece radius walk-on roof
- Welded tubular aluminum construction
- Stunning exterior graphics
- 12" I-beam steel frame
- Heated and enclosed underbelly w/ fully wrapped skirting
- Triple 7,000 lb. axles (most models)
- Double 7,000 lb. axles (3713)
- MorRyde 3000 CRE suspension

- Universal docking center
- High gloss silver metallic sidewall with 10" white dipped strip
- Painted front cap (with LED lights)
- Solid step aluminum entry
- Quad aluminum step (garage door)
- Large entry assist handle
- Industry first Store-More pass thru storage
- 80 Amp power converter
- 50 Amp service with detachable cord
- Hi-flow water pump
- Deep tinted max vent windows
- Radius corner, thick slam baggage doors
- Rain gutters with spouts
- LED scare lights
- Rear flood light
- Exterior hot/cold shower with high pressure nozzle
- Outside mini fridge (some models)
- Dual 30 lb. LP tanks
- Auto transfer switch
- Huge bedroom picture windows
- Wide body design
- Huge 94" wide garage door opening
- 5.5 KW generator with fuel station and timer
- R-40 roof, R-38 floor, R-11 sidewall insulation
- LP quick connect for BBQ grills
- Two side awnings with LED lights
- Rear folding side ladder
- Doorside spray port
- Backup and side camera prep
- Solar prep (side)
- Outside kitchen (most models)

A/V EQUIPMENT

- Cable TV/satellite hook-ups
- Sound bar with Bluetooth
- 55" LCD HDTV flat screen TV
- Two exterior marine grade speakers
- Separate DVD/CD/MP3/ AM/FM Bluetooth stereo for garage and exterior


GARAGE AREA

- Plywood garage flooring, TPO diamond plate
- Steel D-ring tie downs screwed into frame
- 3000 lb. rated ultra-light ramp door with easy lift springs

- Large 8' garage door ramp
- Heat duct in garage
- Rear pull down screen
- Oversized windows max ventilation
- Decorative chair rail
- Built-in overhead cabinets with entertainment center
- Power Queen bed with convertible sofas
- Side by side friendly
- Folding 1/2 bath walls
- Loft area (N/A 4220)

OPTIONS

- Full body paint
- Yeti package
- Removable edged cargo carpet
- Dual pane windows
- Ramp door patio with rear electric awning
- Patio stairs (rear)
- Glass three season garage wall
- 3rd A/C with energy management system in living area, 45,000 BTU cooling power w/ 5,000 BTU heat strip
- Large residential refrigerator with inverter and batteries
- Side patio steps (4270 only)
- MORryde hitch



S5 Package

- 20 watt solar panel plus 100 watt controller
- Central vacuum
- Power cord reel
- Outside TV, garage TV, bedroom TV
- Side shift bed tilt
- Solid surface bedroom night stands

www.HEARTLANDRVs.com

Visit HEARTLAND on:



Product information is as accurate as possible as of the date of publication of this brochure. Due to Heartland's commitment to continuous product improvement - floorplans, materials, components, features, measurements, specifications, options, etc. are subject to change at any time without notice or obligation. In certain conditions some additional equipment may be needed. Photos may show optional equipment or props used for photography purposes only.

Heartland has listed the approximate base weight of the trailer without the option equipment included. Optional equipment will impact the weight of the trailer. Please locate the weight sticker attached to the trailer you are considering for the most accurate trailer weight.

Tow Vehicle Caution: Owners of Heartland recreational vehicles are solely responsible for the selection and proper use of tow vehicles. All customers should consult with a motor vehicle manufacturer or their dealer concerning the purchase and use of suitable tow vehicles for Heartland products. Heartland disclaims any liability or damages suffered as a result of the selection, operation, use or misuse of a tow vehicle. Heartland's limited warranty does not cover damage to the recreational vehicle or the tow vehicle as a result of the selection of the tow vehicle.



Heartland Recreational Vehicles
2831 Dexter Drive
Elkhart, Indiana 46514
574-262-5992

Your Authorized Heartland Dealer:

Colton RV & Marine
3122 Niagara Falls Blvd
North Tonawanda, NY 14120
(716) 694-0188
www.ColtonRV.com

Colton RV
3443 Southwestern Blvd.
Orchard Park, NY 14127
(716) 957-3250
www.Coltonrv.com