

REFLECTION™

FIFTH WHEELS & TRAVEL TRAILERS



10 2012-2022
YEARS
CREATING CUSTOMERS FOR LIFE



GRAND DESIGN
RECREATIONAL VEHICLES



ARCTIC 4-SEASONS PROTECTION PACKAGE



MAXIMUM HEATING POWER

A high performance furnace and fireplace combine to deliver 35,000 BTU's or more of heating power.†

† (Model Specific)

MAXIMUM FUNCTION

- Heated Holding Tanks and Enclosed Low Point Drains
- Heated Utility Center & Storage Bay
- Dual Attic Vents
- Enclosed Gate Valves
- Thermostatically Controlled 12V Tank Heaters

Reflection's design has been put to the test in extreme temperatures ranging from ZERO to 100+ degrees. Third party extreme cold testing showed that the Reflection remained functional and achieved very comfortable temperatures.

Note: Testing was performed in a temperature controlled chamber, with temperatures ranging from 0°F to +100°F, and does not account for variables such as wind, humidity, and altitude. Due to the number of potential variables, temperatures reported during testing may differ from temperatures achieved during actual use of the unit in nature.



CONTROL IN THE PALM OF YOUR HAND.



CONTROL YOUR RV

Control lighting, slide-outs, leveling and awnings from the palm of your hand



TIRE PRESSURE & TEMPERATURE MONITORING SYSTEM

Tire-Linc now comes standard on all Reflections and connects to Compass Connect App



STAY INFORMED

Receive custom notifications such as maintenance reminders and tips on your RV



REAL-TIME DIAGNOSTICS

Compass Connect can notify you of system status, low battery voltage, and leveling issues



ANTI-LOCK BRAKES

Prevents wheel slip and lockup, providing more stability during slippery or emergency-brake situations. Provides digital odometer read-out via Compass Connect App

RAISING THE BAR IN CUSTOMER SERVICE 3 YEAR STRUCTURAL WARRANTY

LIMITED STRUCTURAL WARRANTY

Every Grand Design RV is backed with a class leading 3-year limited structural warranty.

COMPONENT SUPPLIER WARRANTIES

By selecting suppliers with similar philosophies, many components used on our coaches also carry an extended warranty through the component manufacturer.

TIRE WARRANTY

(5 Years w/12 Month no questions asked replacement for manufacturer defects)

CHASSIS (3 Years)

(Main Steel Frame, Steel Frame Outriggers and Cross Members)

AXLES (5 Years)

EXTERIOR GRAPHICS (5 Years)

ROOF COVERING (18 Years)



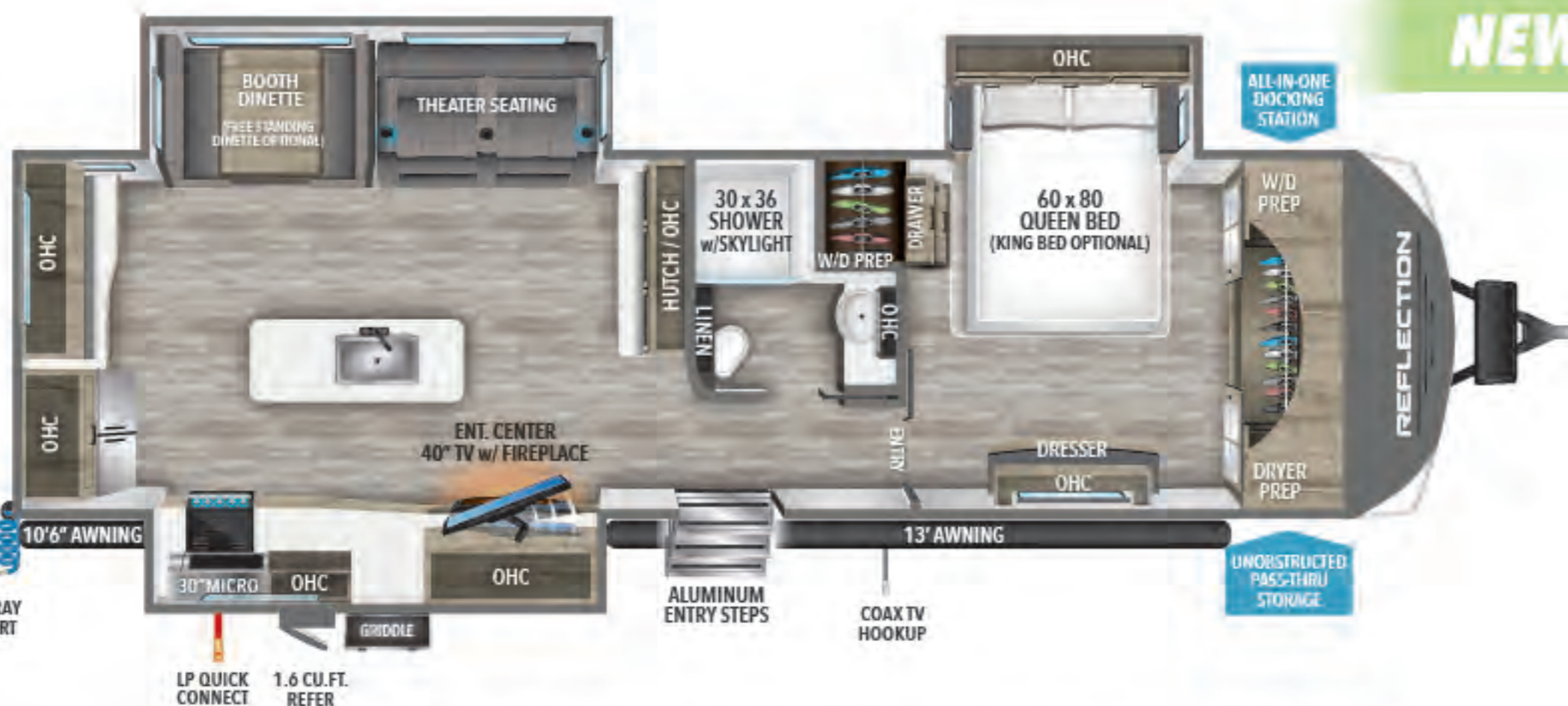


NEW!

296RDTS UVW¹ **7,808** HITCH¹ **900** LENGTH² **33' 10"** HEIGHT **11' 11"** CAPACITY **54 86 43**

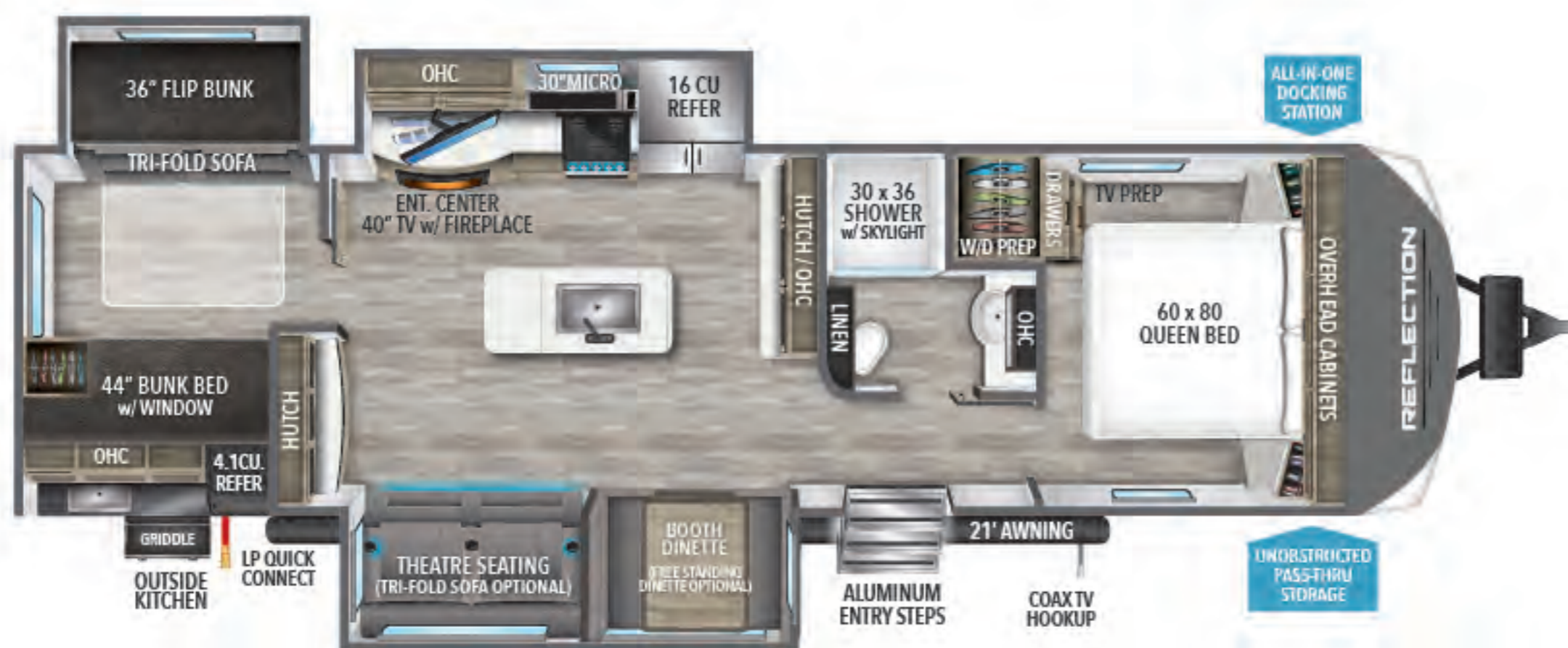


297RSTS UVW¹ **8,238** HITCH¹ **882** LENGTH² **33' 11"** HEIGHT **11' 11"** CAPACITY **54 86 43**

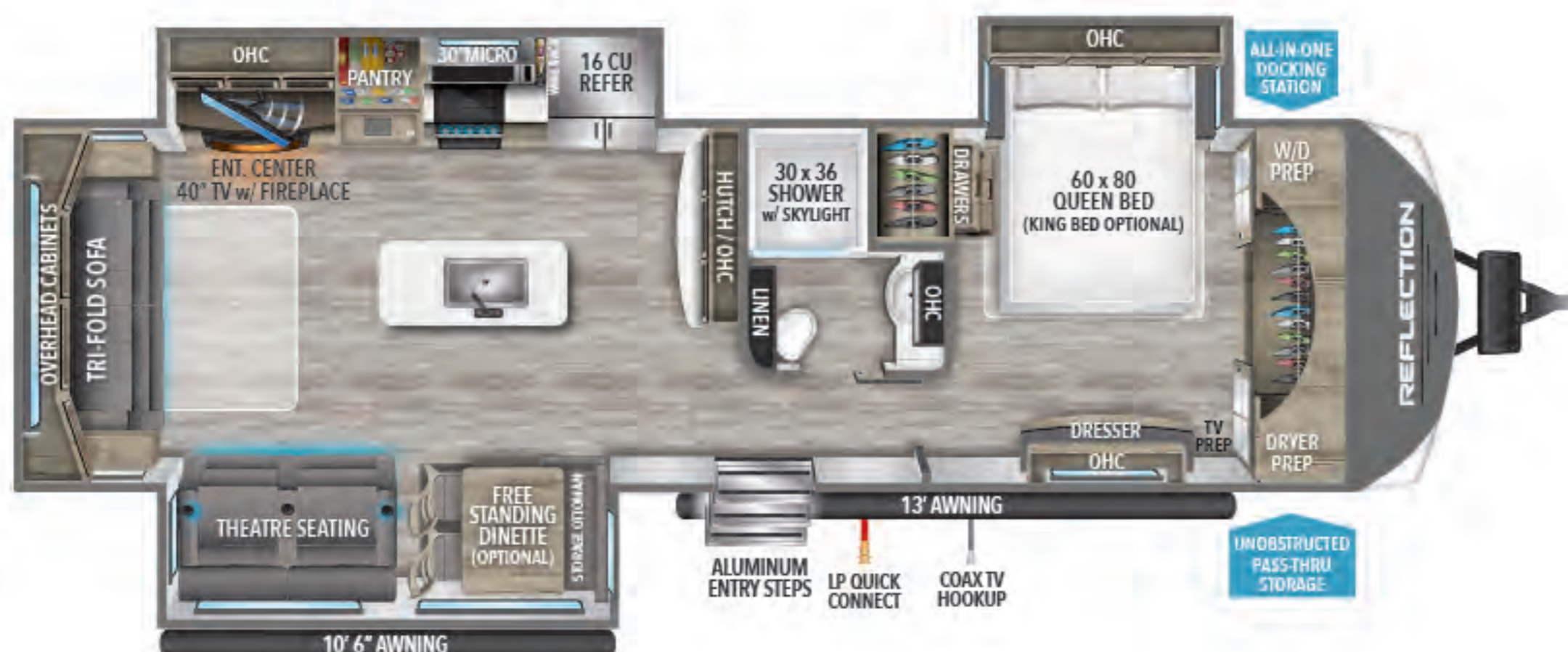


NEW!

310MKTS UVW¹ **9,516** HITCH¹ **970** LENGTH² **37' 0"** HEIGHT **11' 11"** CAPACITY **54 118 43**



312BHTS UVW¹ **9,432** HITCH¹ **1,044** LENGTH² **37' 4"** HEIGHT **11' 11"** CAPACITY **54 86 43**



315RLTS UVW¹ **9,443** HITCH¹ **1,099** LENGTH² **37' 11"** HEIGHT **11' 11"** CAPACITY **54 118 43**



FOR MORE INFORMATION
SCAN THE QR CODE USING YOUR
MOBILE PHONE CAMERA APP



TRAVEL TRAILERS

TOP FEATURES



GOODYEAR ENDURANCE TIRES



TANKLESS WATER HEATER



50AMP CHARGE CONTROLLER & INVERTER PREP



180/370W SOLAR PANEL (FLOORPLAN SPECIFIC)



10 OR 16 CU FT 12V FRIDGE (FLOORPLAN SPECIFIC)



UNIVERSAL DOCKING STATION



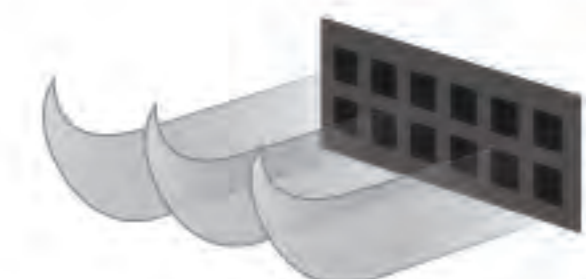
UNOBSTRUCTED PASS-THRU STORAGE



MAXIMUM HEADROOM



WASHER/DRYER PREP



DUCTLESS "EVENFLOW" HEATING SYSTEM (NO VENTS IN FLOOR)

¹ Based on average weight of the standard build. ² Hitch to rear

150 SERIES FIFTH WHEELS



Reflection 150 Series 295RL w/Turning Point Pin Box engaged

HIGHLIGHTED FEATURES



MORRYDE CRE3000 SUSPENSION SYSTEM

Smoother towing, improved towability and better protection from damaging road shock.



TURNING POINT SWIVEL PIN BOX

90° turning radius without a slider hitch in a 5.5 ft truck bed.



WINEGARD 360+ ANTENNA W/WIFI PREP

All-in-one solution for your Internet, TV, and FM signal needs!

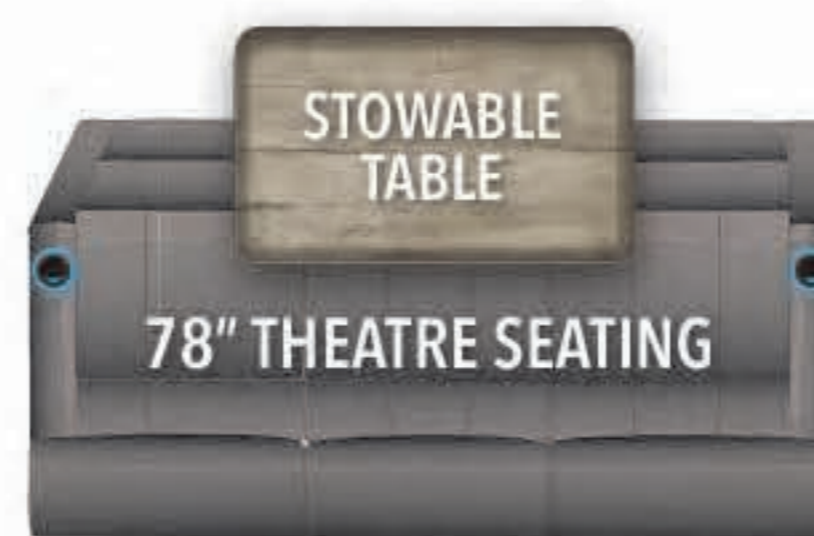
TOP FEATURES




UNIVERSAL DOCKING STATION



TANKLESS WATER HEATER



78" THEATER SEATING IPO BOOTH OPTION (278BH & 298BH ONLY)



DUCTLESS "EVENFLOW" HEATING SYSTEM (NO VENTS IN FLOOR)



UNOBSTRUCTED PASS-THRU STORAGE



2" RECEIVER HITCH UPGRADE



USB/USB-C CHARGING STATION



GOODYEAR ENDURANCE TIRES



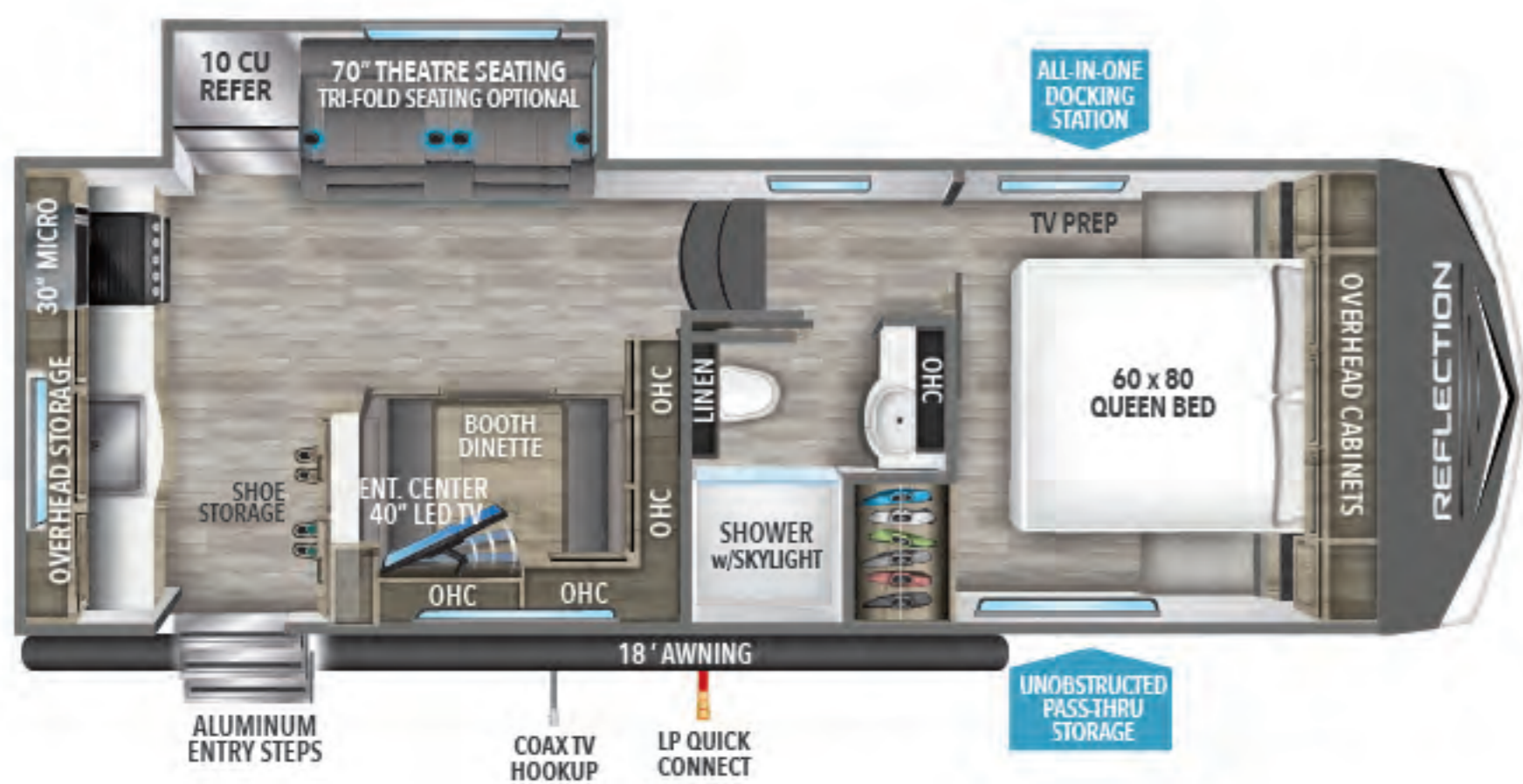
50AMP CHARGE CONTROLLER & INVERTER PREP



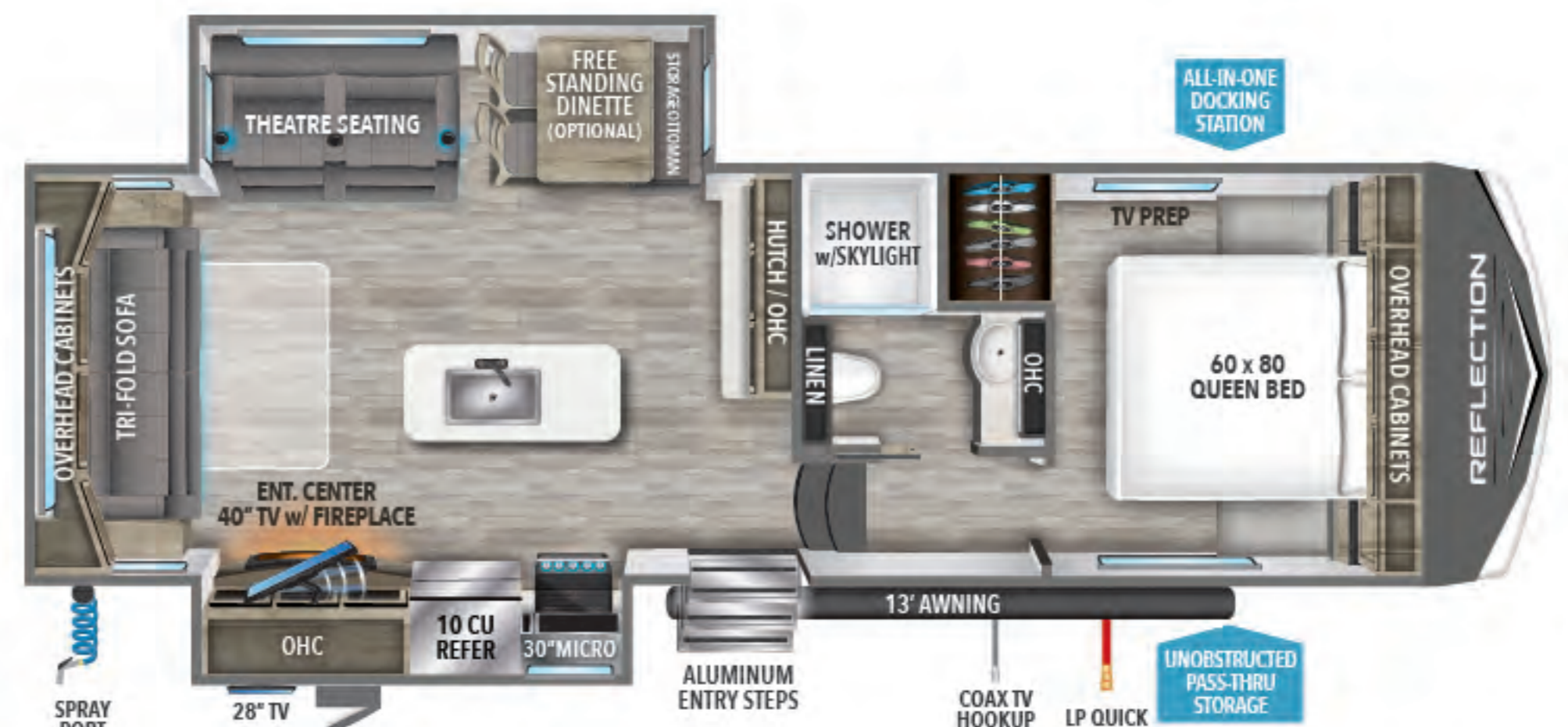
180/370W SOLAR PANEL (FLOORPLAN SPECIFIC)



10 OR 16 CU. FT. 12V FRIDGE (FLOORPLAN SPECIFIC)



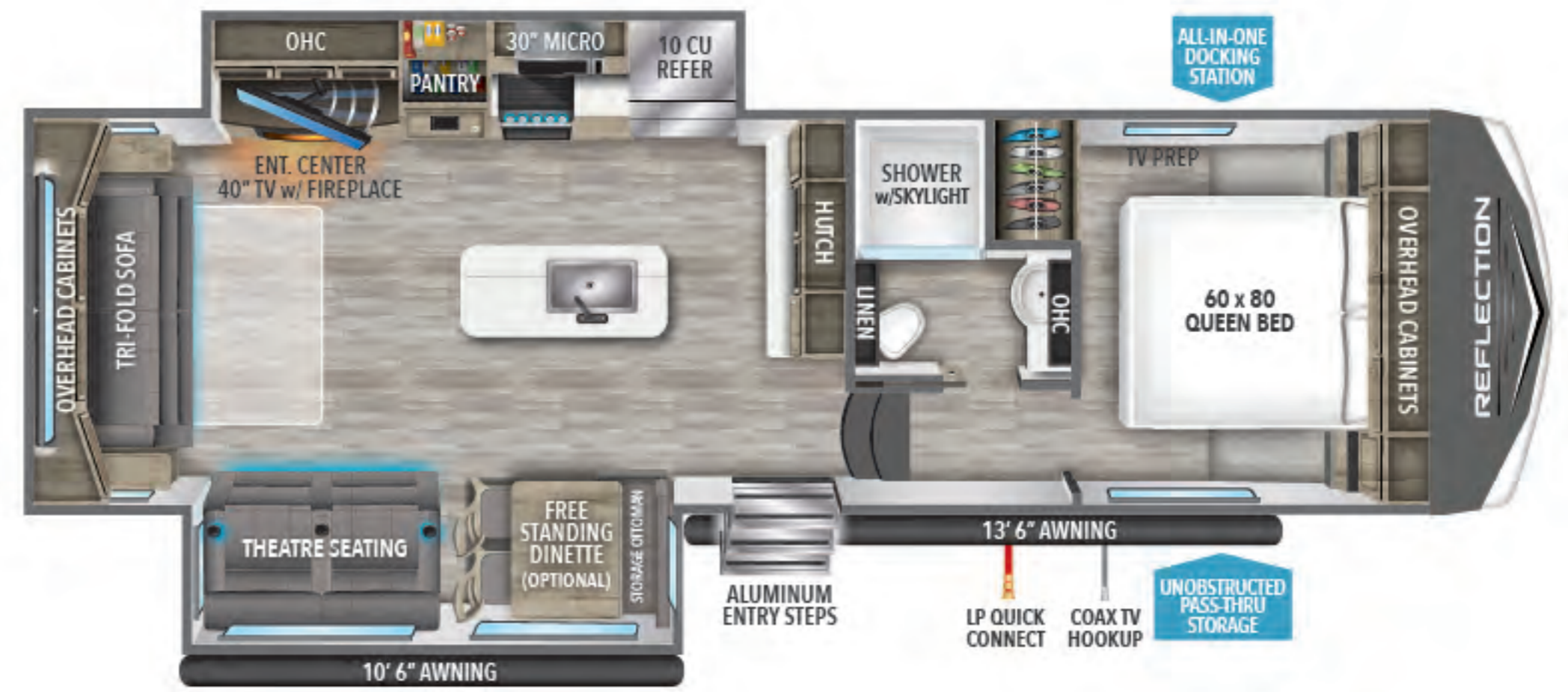
226RK U¹V¹W¹ **7,204** HITCH¹ **1,190** LENGTH² **26' 11"** HEIGHT³ **11' 9"** CAPACITY **54 71 39**



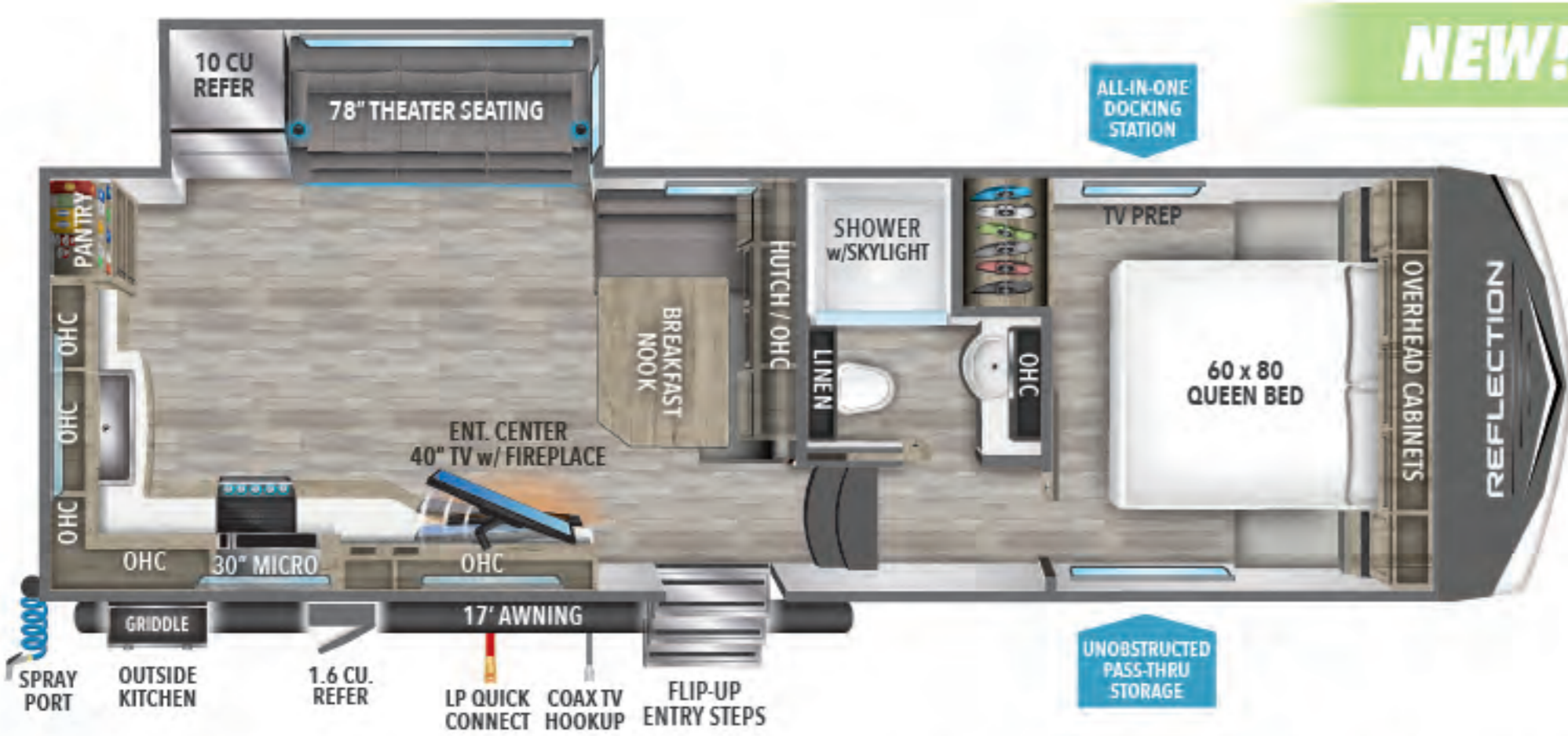
280RS U¹V¹W¹ **8,566** HITCH¹ **1,384** LENGTH² **30' 11"** HEIGHT³ **12' 3"** CAPACITY **56 78 39**



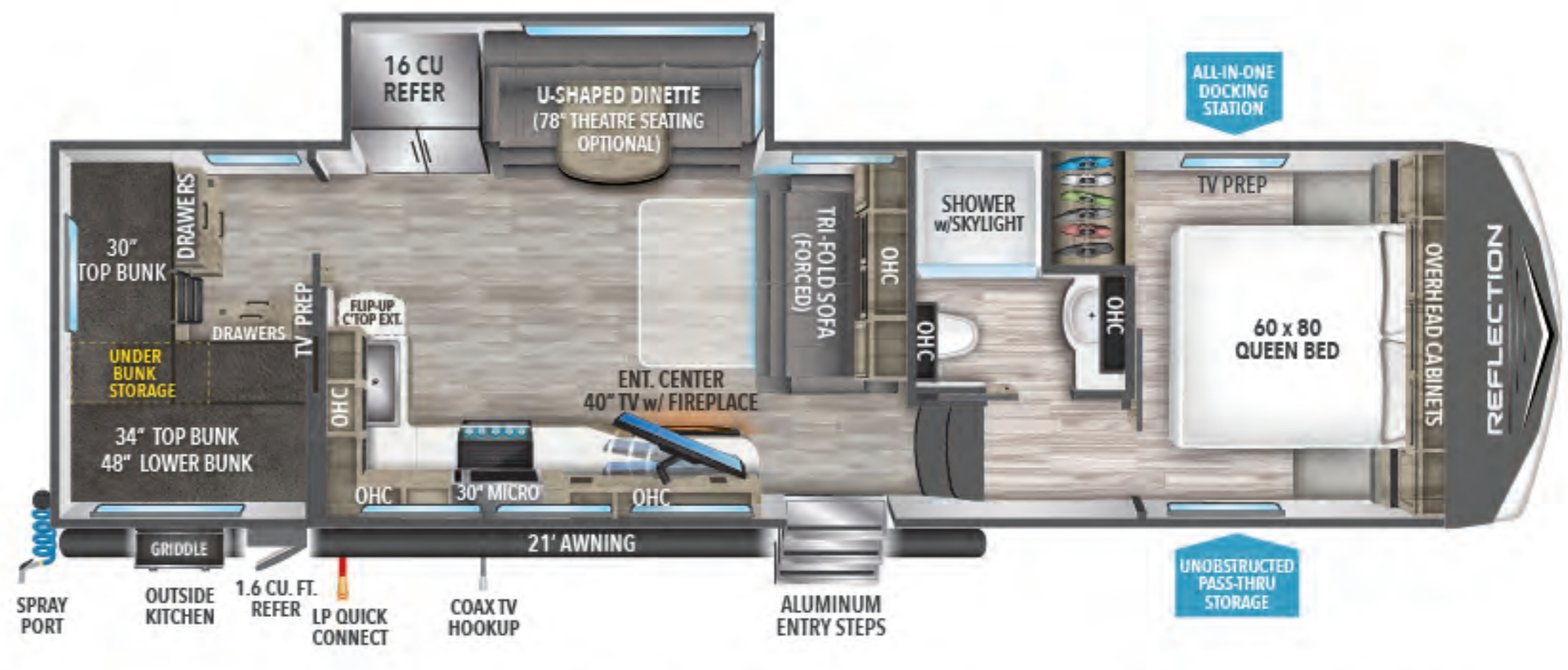
260RD U¹V¹W¹ **7,534** HITCH¹ **1,269** LENGTH² **29' 9"** HEIGHT³ **12' 0"** CAPACITY **54 71 39**



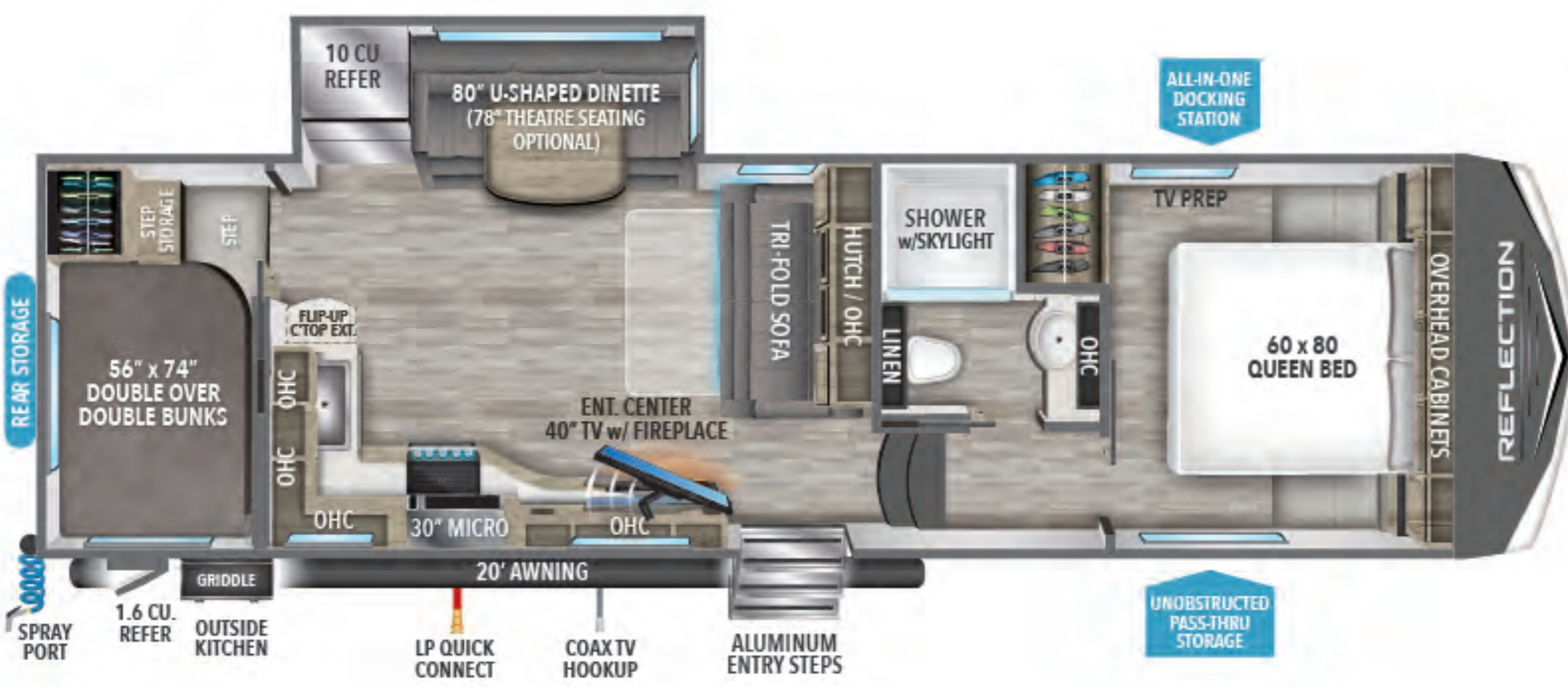
295RL U¹V¹W¹ **8,995** HITCH¹ **1,434** LENGTH² **32' 9"** HEIGHT³ **12' 3"** CAPACITY **56 78 39**



270BN U¹V¹W¹ **7,876** HITCH¹ **1,166** LENGTH² **30' 11"** HEIGHT³ **12' 0"** CAPACITY **55 79 39**



298BH U¹V¹W¹ **8,986** HITCH¹ **1,495** LENGTH² **35' 9"** HEIGHT³ **12' 3"** CAPACITY **54 78 39**



278BH U¹V¹W¹ **8,345** HITCH¹ **1,321** LENGTH² **32' 11"** HEIGHT³ **12' 3"** CAPACITY **56 78 39**



FOR MORE INFORMATION
SCAN THE QR CODE USING YOUR
MOBILE PHONE CAMERA APP



295RL

FIFTH WHEELS



370FLS

TOP FEATURES



MOTION SENSOR LED LIGHTING



GOODYEAR E-RATED TIRES



15+ OUTLETS THROUGHOUT INTERIOR



CHEF'S KITCHEN 30" STAINLESS MICRO AND RESIDENTIAL COOKTOP



USB/USB-C CHARGING STATION



DUCTLESS "EVENFLOW" HEATING SYSTEM (NO VENTS IN FLOOR)



370W SOLAR PANEL



35,000 BTU FURNACE



TANKLESS WATER HEATER



UNIVERSAL DOCKING STATION



50AMP CHARGE CONTROLLER & INVERTER PREP



2" RECEIVER HITCH UPGRADE



16 CU FT 12V FRIDGE



UNOBSTRUCTED PASS-THRU STORAGE

HIGHLIGHTED FEATURES



AXISTEP

ROTATING STAIRS HELPS KEEP OUT PESKY LEAVES AND OTHER DEBRIS FROM DIRTYING YOUR RV

MOST COMPETING BRANDS CAN NOT REMOVE STEPS MAKING CLOSE PARKING IMPOSSIBLE WHEN THEY TRY TO LOWER THEIR STAIRS.



BEFORE

AXISTEP DOESN'T HAVE THIS PROBLEM. THE STAIRS CAN EASILY BE DETACHED TO ALLOW FOR TIGHT PARKING.



AFTER



MORRYDE CRE3000 SUSPENSION SYSTEM

Smoother towing, improved towability and better protection from damaging road shock.

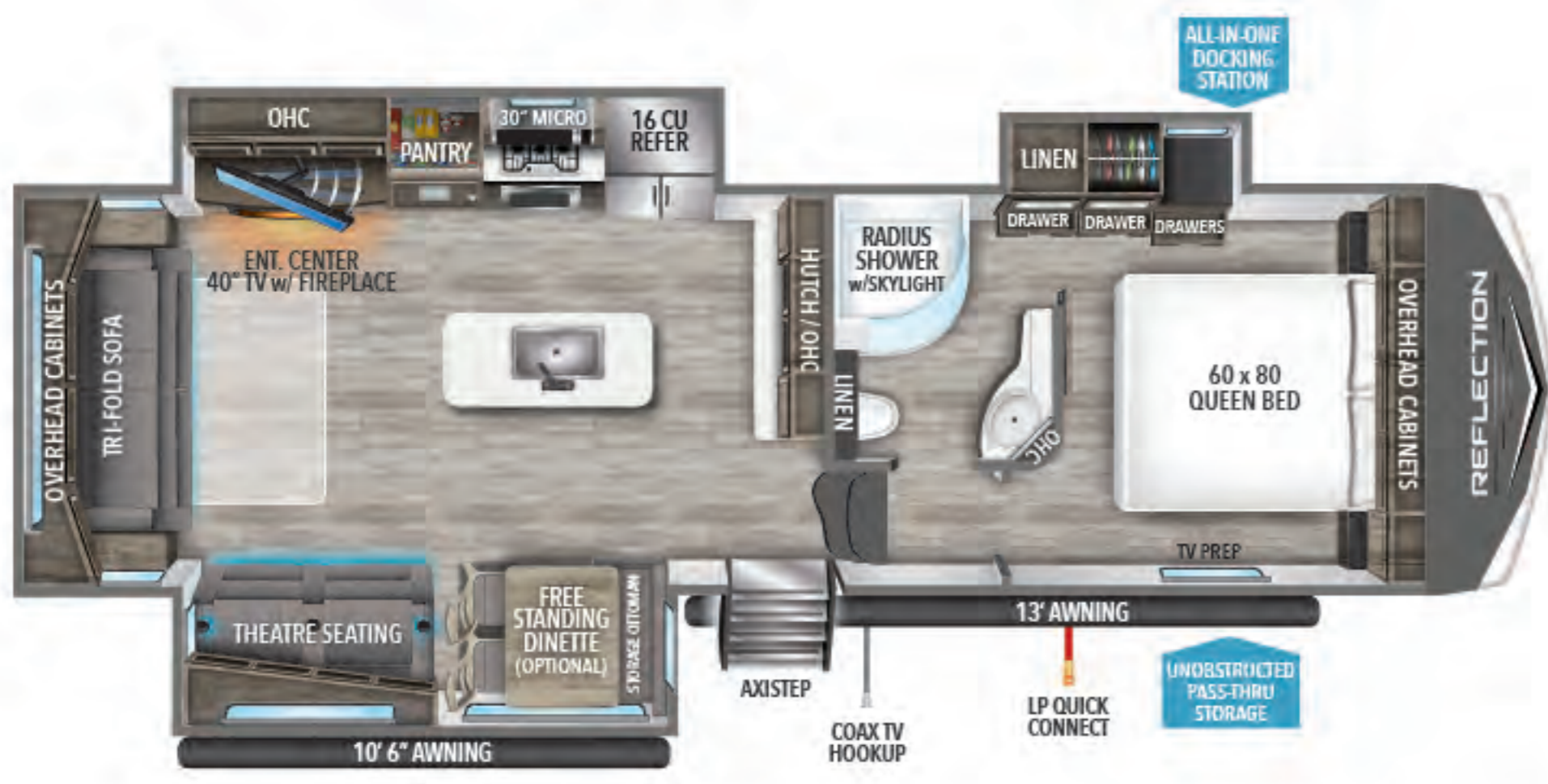


WINEGARD 360+ ANTENNA W/WIFI PREP

All-in-one solution for your Internet, TV, and FM signal needs!



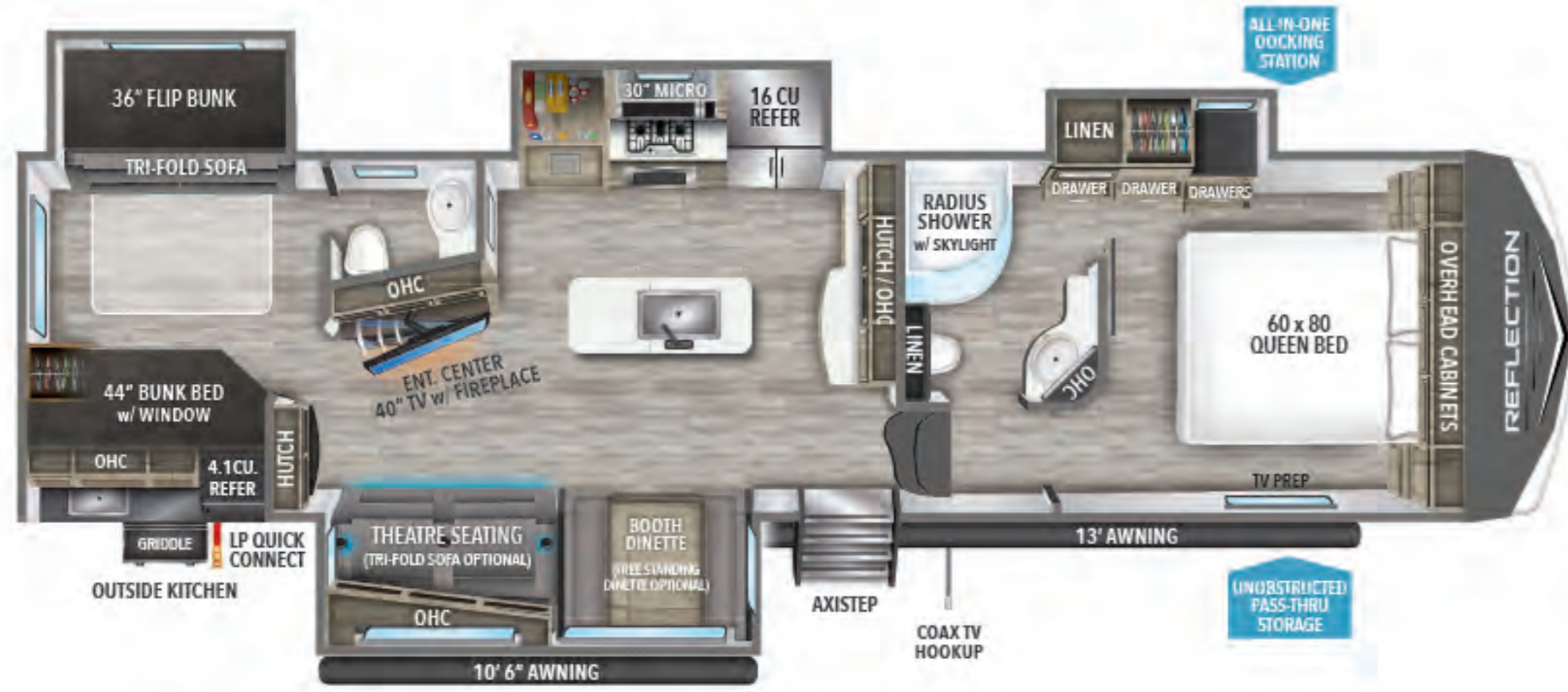
370FLS



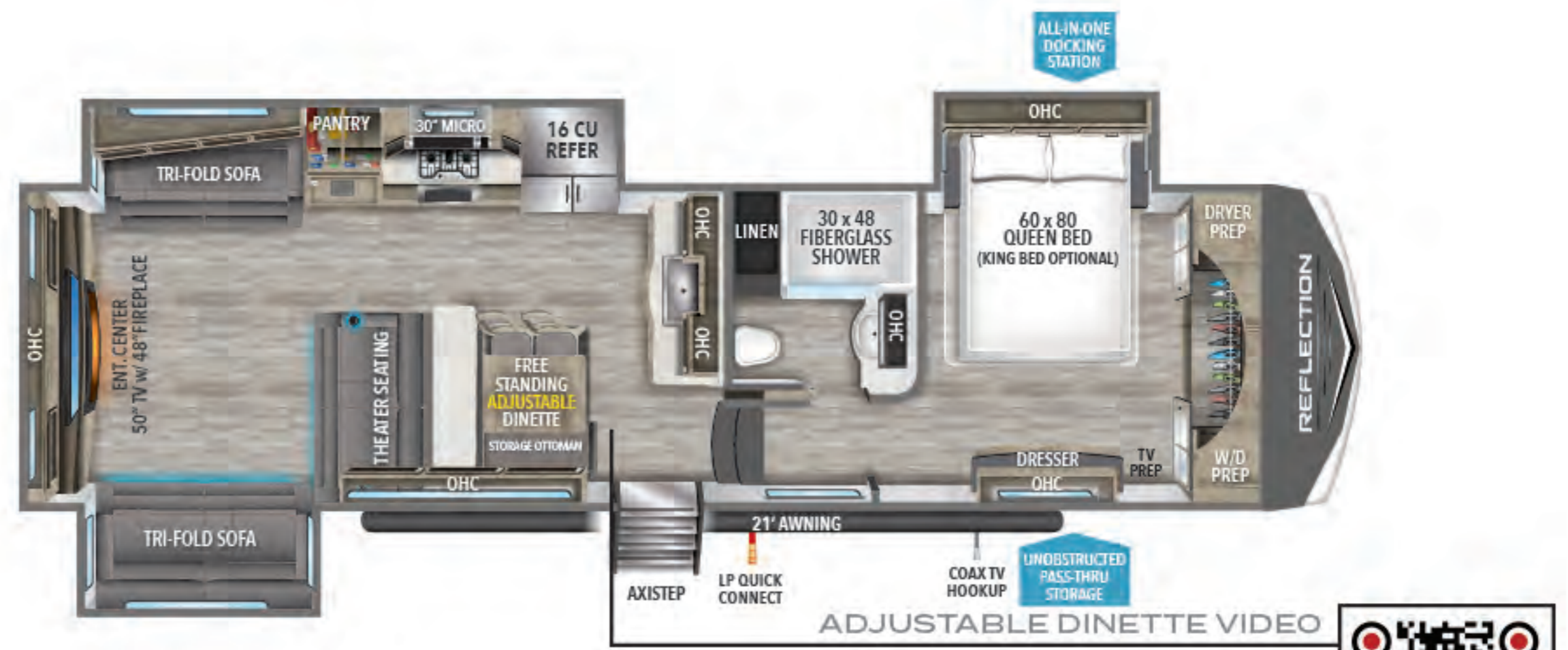
303RLS UVW¹ **9,854** HITCH¹ **1,865** LENGTH² **32' 9"** HEIGHT³ **12' 3"** CAPACITY **74 87 47**



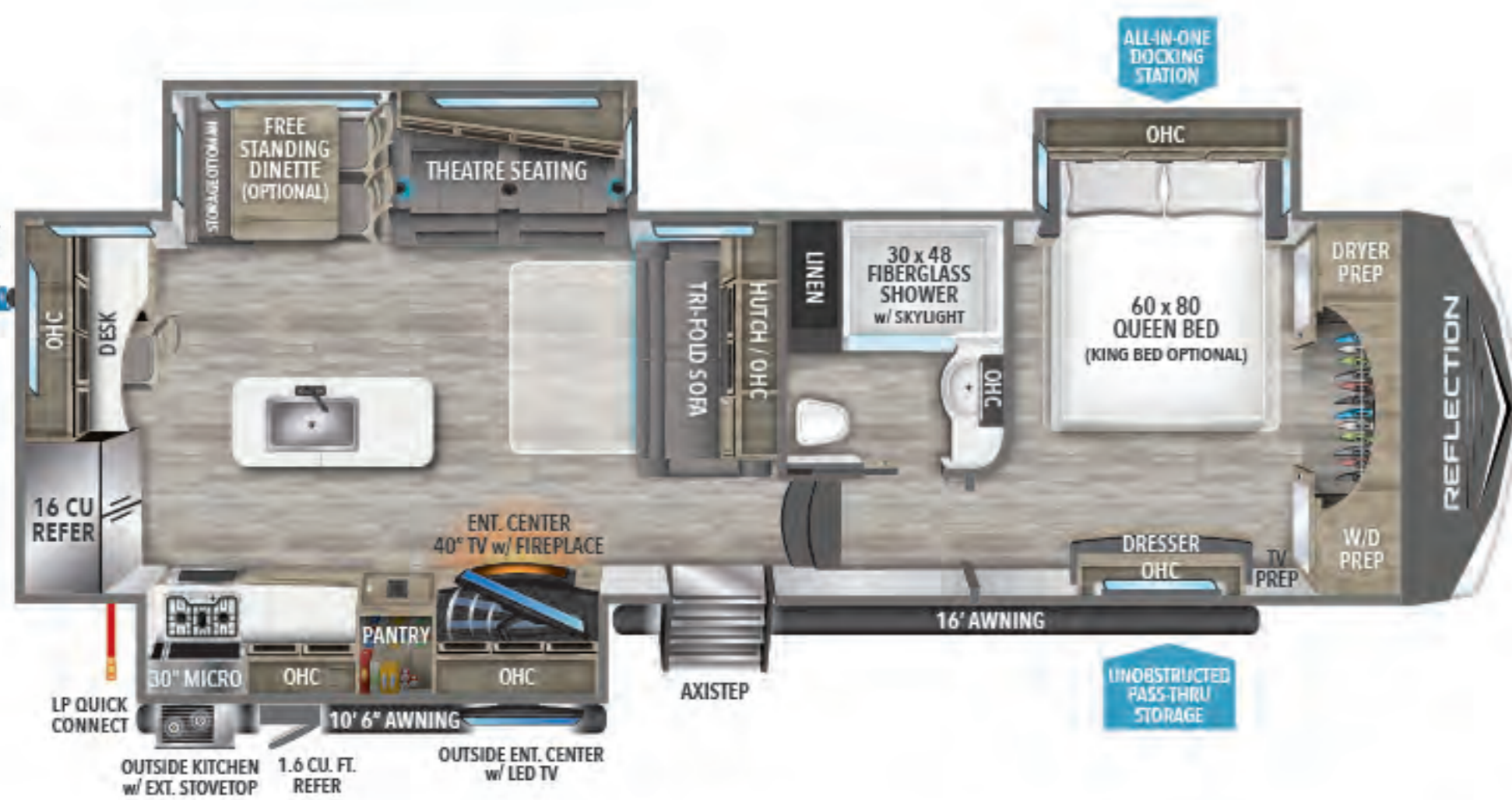
337RLS UVW¹ **10,838** HITCH¹ **2,185** LENGTH² **35' 6"** HEIGHT³ **12' 6"** CAPACITY **74 87 47**



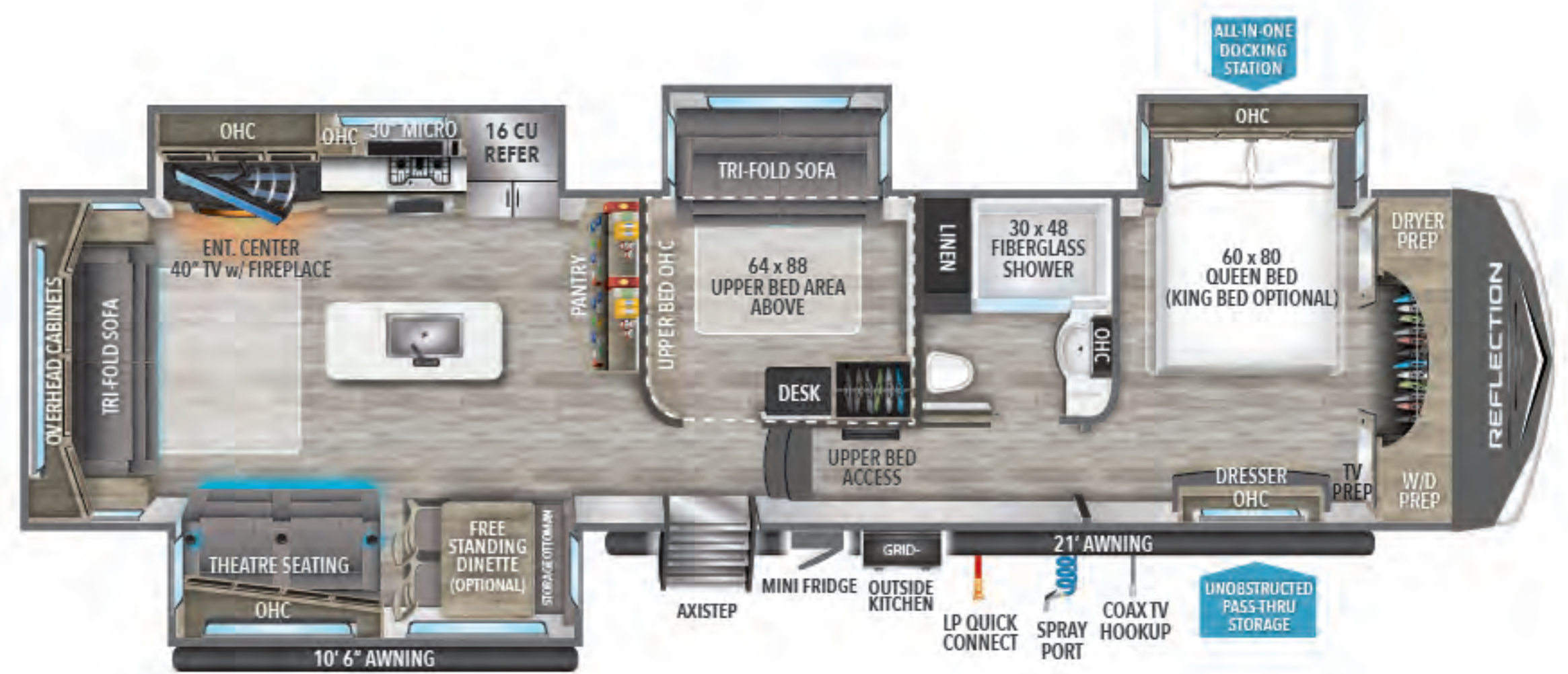
311BHS UVW¹ **11,377** HITCH¹ **2,316** LENGTH² **36' 10"** HEIGHT³ **12' 3"** CAPACITY **74 87 87**



341RDS UVW¹ **10,964** HITCH¹ **2,072** LENGTH² **36' 11"** HEIGHT³ **12' 6"** CAPACITY **74 87 47**



320MKS UVW¹ **10,721** HITCH¹ **2,076** LENGTH² **34' 8"** HEIGHT³ **12' 6"** CAPACITY **74 94 47**



367BHS UVW¹ **12,552** HITCH¹ **2,461** LENGTH² **41' 0"** HEIGHT³ **12' 8"** CAPACITY **74 94 47**



324MBS UVW¹ **10,864** HITCH¹ **1,950** LENGTH² **37' 0"** HEIGHT³ **12' 3"** CAPACITY **74 87 47**



370FLS UVW¹ **11,884** HITCH¹ **2,312** LENGTH² **41' 6"** HEIGHT³ **12' 8"** CAPACITY **74 87 47**



NEW!



FOR MORE INFORMATION
SCAN THE QR CODE USING YOUR
MOBILE PHONE CAMERA APP



¹ Based on average weight of the standard build. ² Hitch to rear ³ Listed height does not include 2nd AC.

WE STRIVE FOR NOTHING LESS THAN CUSTOMERS FOR LIFE!



Thank you for taking the time to tour our coach.

We would like to share what sets Grand Design RV apart from all other RV manufacturers and why this difference is important to you.

My close friends and I were part of an ownership team at a travel trailer, fifth wheel company that grew to become one of the largest RV manufacturers in the world. While proud of this accomplishment, it became difficult to stay in touch with customers, employees, and ultimately the quality of the final product. It became obvious, there was a better way.

In 2012 we started with a mission to build a better RV company. A company with a culture that desires a long-term, personal connection with customers, employees and dealers – that company became Grand Design RV. Our business model of doing the right thing has led us to many years of unparalleled growth.

At Grand Design we are customer centered and everything we do daily revolves around you. Our goal is simple – continue to lead the industry with quality, innovative products while striving to improve our customers' RV experience before, during and after their purchase. We strive for nothing less than customers for life and I would be honored to personally welcome you to the Grand Design family.

Warmest Regards,

President / CEO / Co-Founder

QUALITY IS NOT AN OPTION, IT'S A HABIT!

Since day one dealers have reported their satisfaction levels confidentially regarding reliability and quality, parts, warranty and sales and rated us among the highest-rated RV manufacturers for EVERY one of our product lines, EVERY year.



LONG TERM VALUE

Everything we do at our company is designed to build long-term value in what we offer our customers, "More features and superior value for your dollar."

CUSTOMER CENTERED

Our focus, from the very first day we opened our doors, revolves around our customers. Your satisfaction is our future. GDRV4Life!

STAYING CONNECTED

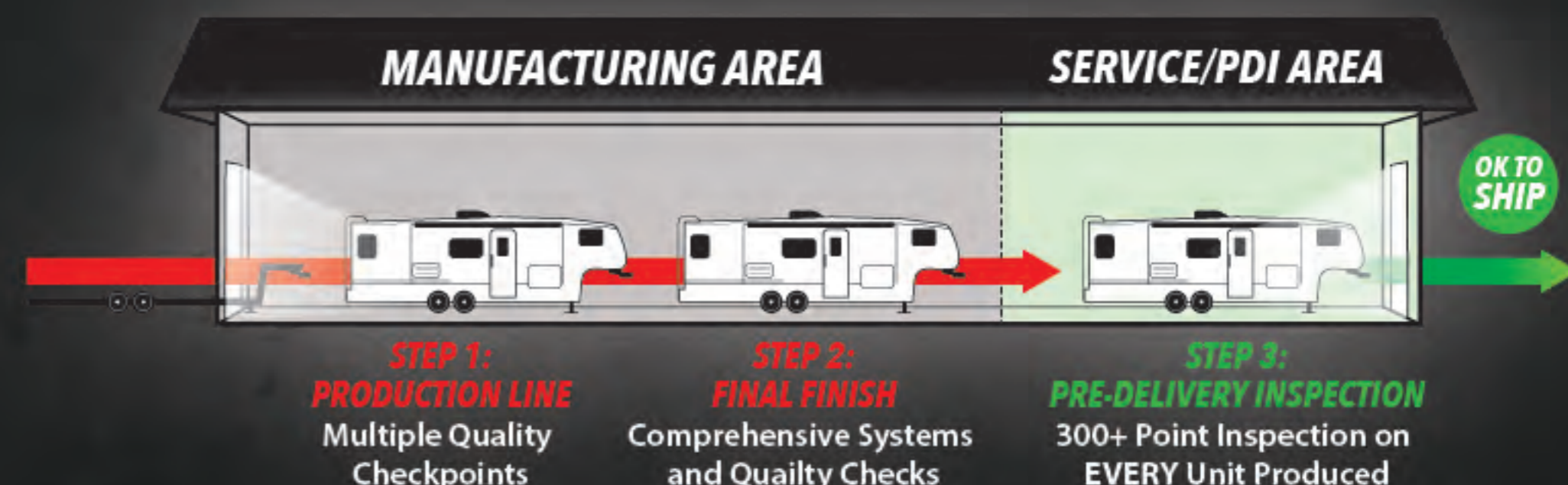
Magic happens when the CEO and Senior Management actively work with the production facilities to help build the team and develop products.

EXPERIENCED WORKFORCE

Our local workforce has been hand-picked and has an excellent reputation for second-to-none industry craftsmanship.

RAISING THE QUALITY BAR

We put every Grand Design RV through a series of quality inspection gates during the manufacturing process. Once completed, the unit undergoes a comprehensive "final finish" inspection. At this point, most manufacturers ship their coaches to the dealer for retail sale. We aren't most manufacturers. Every one of our coaches is moved to a PDI (Pre-Delivery Inspection) area where they are put through a rigorous 300+ point inspection checklist. It is only after this PDI that we certify a unit ready to ship to our dealers.



SUPERIOR SERVICE

Anything built by humans that travels down the open road is subject to issues. It's how those issues are addressed that makes Grand Design so special to our owners. Visit the independent owners page on Facebook (Grand Design RV Owners) and see for yourself. We take care of our customers after the sale. An informed customer will be a Grand Design customer!

CLASS LEADING WARRANTY

We back every one of our coaches with a 3-year limited structural warranty.

REV 12.06.22

Colton RV & Marine
3122 Niagara Falls Blvd
North Tonawanda, NY 14120
(716) 694-0188
www.ColtonRV.com

Colton RV
3443 Southwestern Blvd.
Orchard Park, NY 14127
(716) 957-3250
www.Coltonrv.com

Grand Design RV was created in 2012 and founded by current CEO, Don Clark and brothers Ron and Bill Fenech (Representing over 80 combined years of experience in the RV Industry).

11333 County Road 2 | Middlebury, IN 46540 | 574-825-8000 | GrandDesignRV.com