

TRANSCEND™

BY GRAND DESIGN RV



QUALITY DRIVEN. CUSTOMER FOCUSED. BUILT TO LAST.

10 2012-2022
YEARS
CREATING CUSTOMERS FOR LIFE



GRAND DESIGN
RECREATIONAL VEHICLES

BUILT TO LAST



EVENFLOW HEATING SYSTEM

Evenly distributes heat from the front to the rear without vents in floor that collect dirt and debris.

MAXIMUM INSULATION

1 RESIDENTIAL INSULATED WALLS **R-7**

Exterior walls and sliderooms are framed with studs set 16" on center, and residential fiberglass insulation is adhered in place between each stud.

2 INSULATED FLOOR AND ENCLOSED UNDERBELLY **R-11**

The main floor is insulated with a layer of residential fiberglass insulation. The underbelly is also fully enclosed and heated with a dedicated duct.

3 INSULATED ROOF **R-40***

A layer of fiberglass insulation and a layer of radiant foil insulation covers the full length of the roof.

4 INSULATED FRONT WALL **R-40***

The residential fiberglass insulation layer from the roof, continues all the way around to the bottom of the front wall.

MAXIMUM FUNCTION

A HIGH PERFORMANCE FURNACE DELIVERS UP TO 35,000 BTUS OF HEATING POWER.

HEATED & ENCLOSED UNDERBELLY W/ SUSPENDED TANKS

*Equivalent R-Value



255FK INTERIOR

RAISING THE BAR IN CUSTOMER SERVICE & WARRANTY

3 YEAR

LIMITED STRUCTURAL WARRANTY

Every Grand Design RV is backed with a class leading 3-year limited structural warranty.

COMPONENT SUPPLIER WARRANTIES

By selecting suppliers with similar philosophies, many components used on our coaches also carry an extended warranty through the component manufacturer.

AXLES (5 Years)

CHASSIS (3 Years)

(Main Steel Frame, Steel Frame Outriggers and Cross Members)

EXTERIOR GRAPHICS (5 Years)

ROOF COVERING (18 Years)

TIRE WARRANTY

(5 Years w/12 Month no questions asked replacement for manufacturer defects)



255FK KITCHEN

XPLÖR[®]



IT'S TIME TO XPLOR THE POSSIBILITIES

TOP FEATURES



SKYLIGHTS



43 CU.FT.
PASS-THRU
STORAGE



GALVANIZED
STEEL WHEEL WELLS



VENTS WITH FAN



QUICK RECOVERY
WATER HEATER
17.8 GAL/HR GAS / ELECTRIC



MANY OUTLETS
THROUGHOUT
INTERIOR



ALL-IN-ONE
UTILITY STATION
W/ BATTERY MONITOR



SPRAY PORT



POWER
TONGUE JACK



FLAG POLE BRACKET
W/ MOUNT



TUFF-COAT
EXTERIOR FINISH



25AMP CHARGE
CONTROLLER



12V FRIDGE



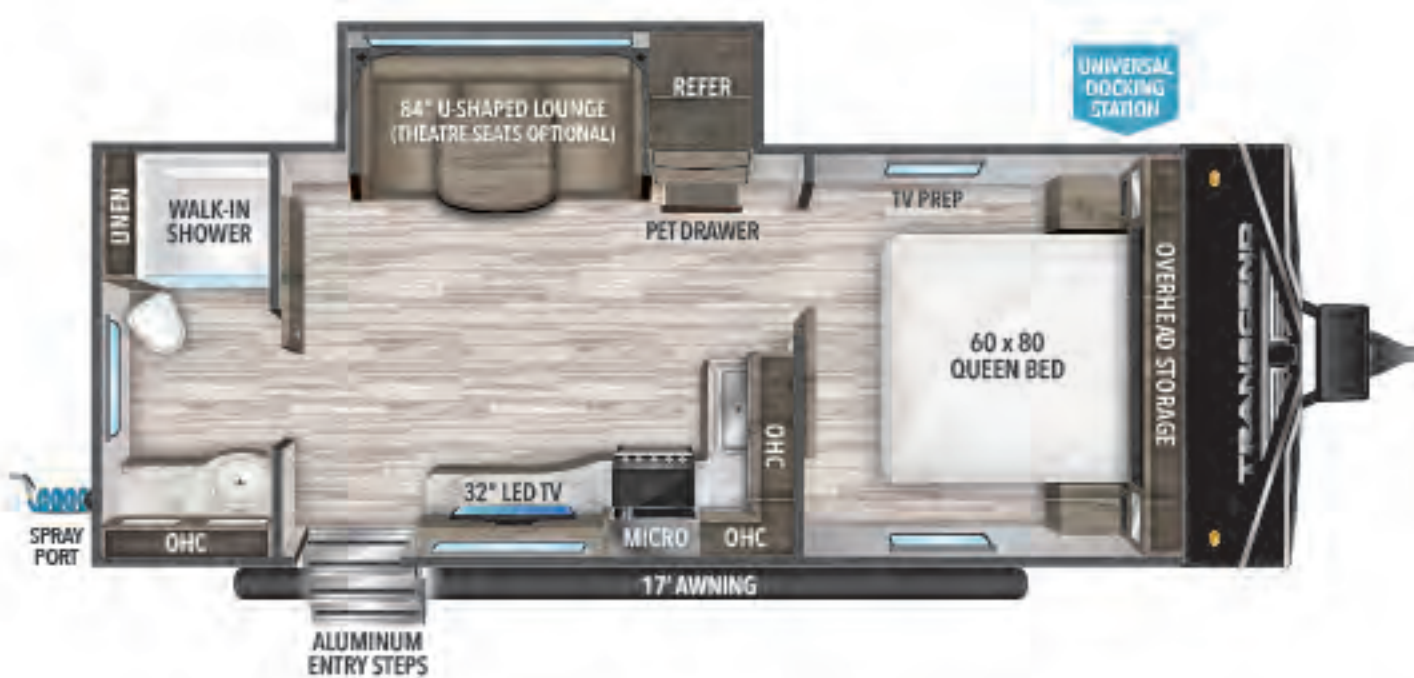
165W SOLAR
PANEL



PORCELAIN
TOILETS



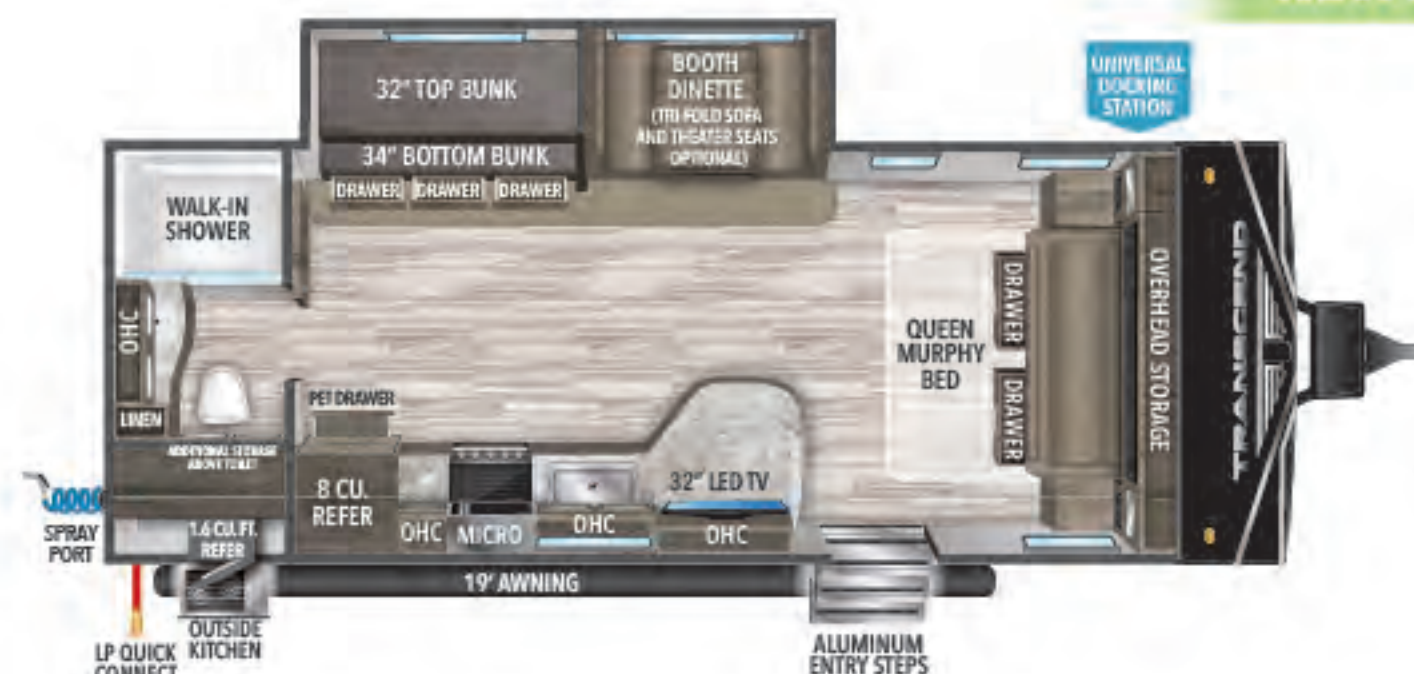
200MK UVW¹ **4,796** HITCH¹ **480** LENGTH¹ **24' 11"** HEIGHT **11' 0** CAPACITY **62 39 39**




221RB UVW¹ **5,389** HITCH¹ **510** LENGTH¹ **26' 10"** HEIGHT **11' 0** CAPACITY **62 68 39**



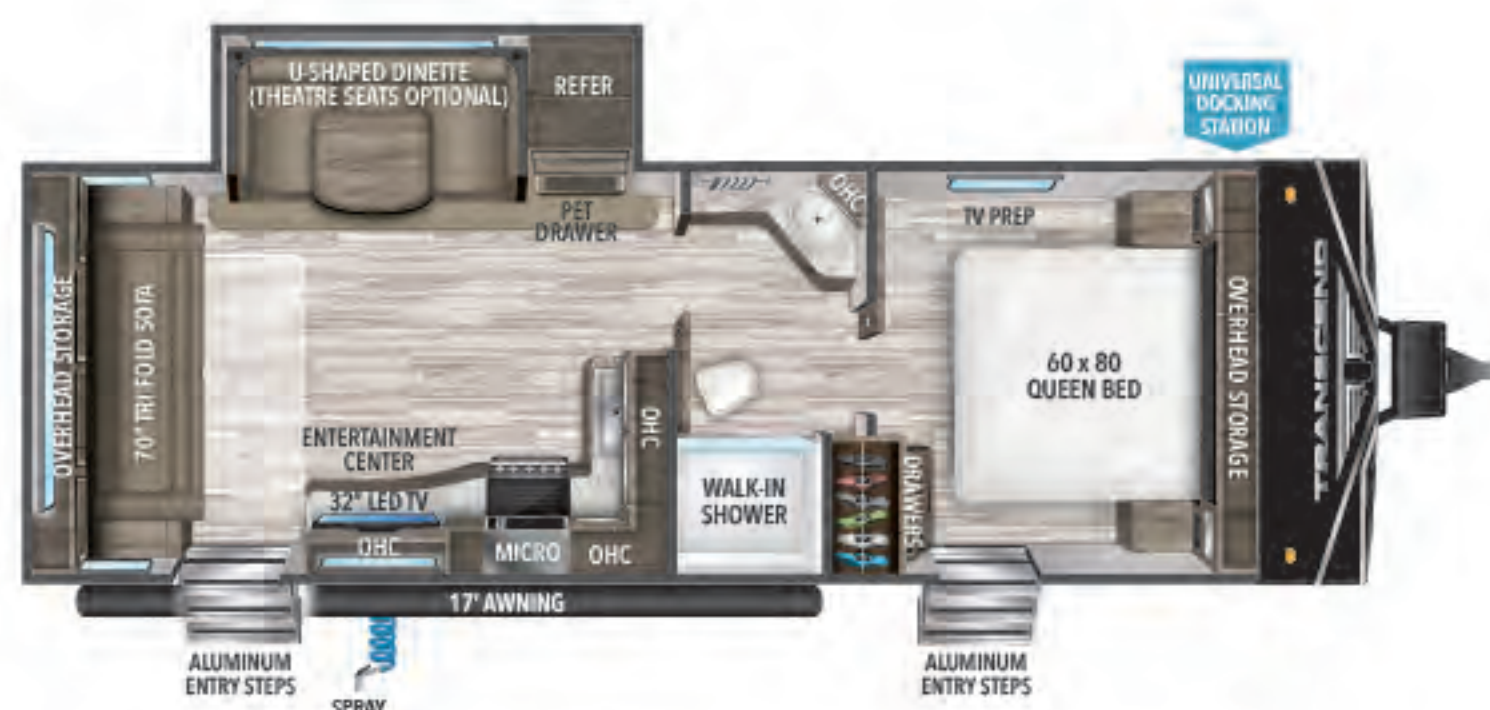
231RK UVW¹ **6120** HITCH¹ **612** LENGTH¹ **29' 3"** HEIGHT **11' 0** CAPACITY **62 68 39**



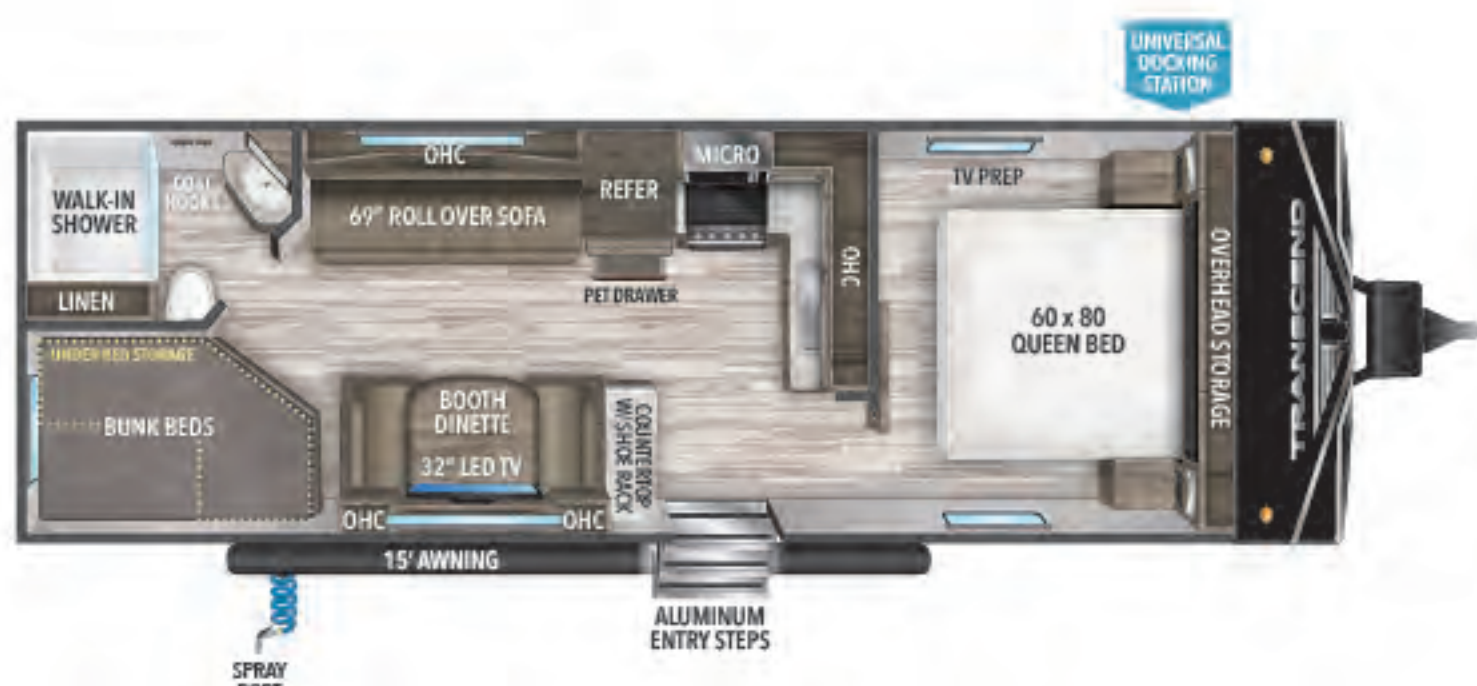
235BH UVW¹ **5462** HITCH¹ **532** LENGTH¹ **26' 4"** HEIGHT **11' 0** CAPACITY **62 78 39**



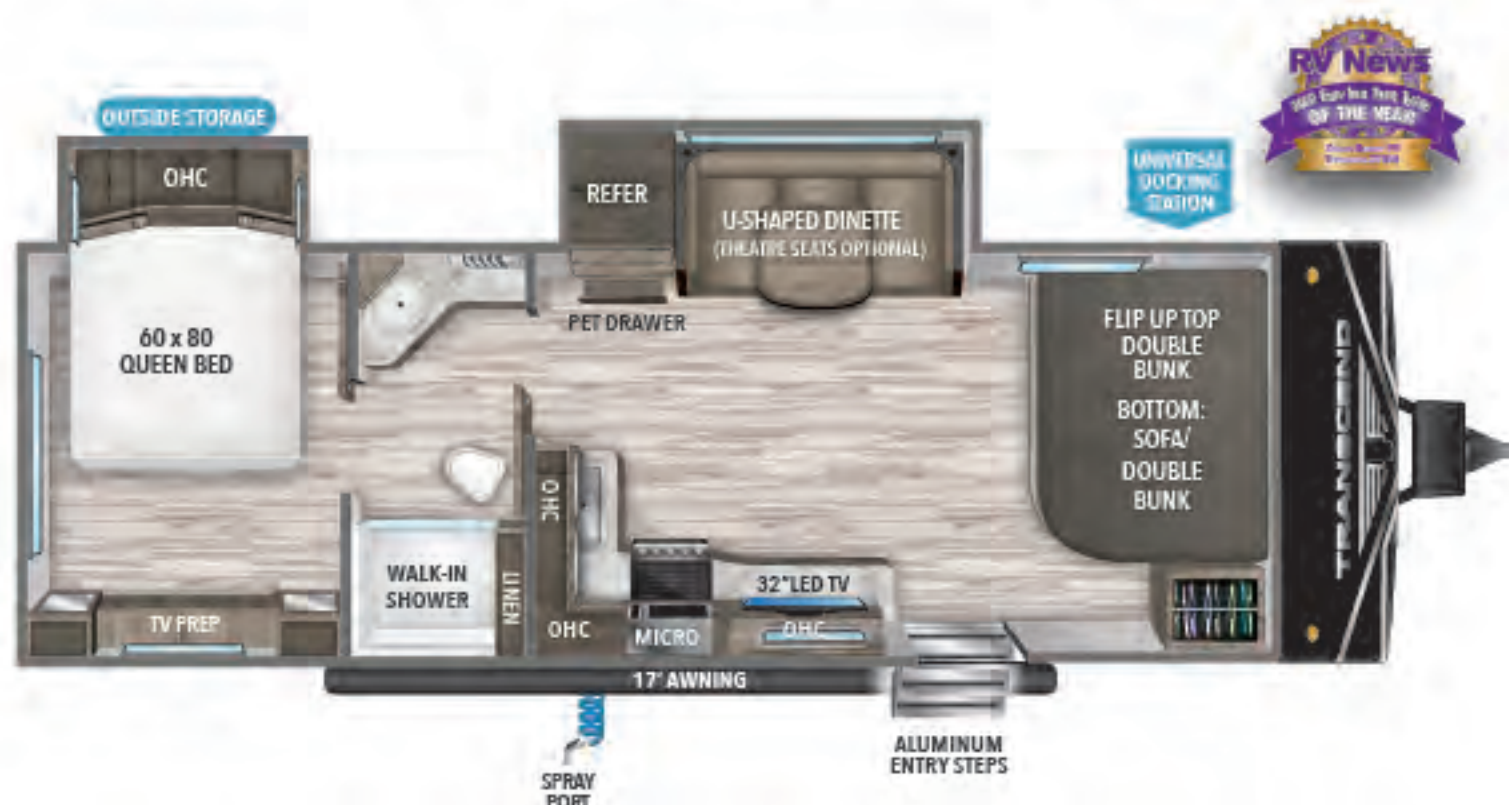
240ML UVW¹ **6,265** HITCH¹ **598** LENGTH¹ **29' 9"** HEIGHT **11' 0** CAPACITY **62 57 39**



245RL UVW¹ **6,327** HITCH¹ **618** LENGTH¹ **30' 8"** HEIGHT **11' 0** CAPACITY **62 78 39**



247BH UVW¹ **5,392** HITCH¹ **546** LENGTH¹ **29' 11"** HEIGHT **11' 0** CAPACITY **62 78 39**



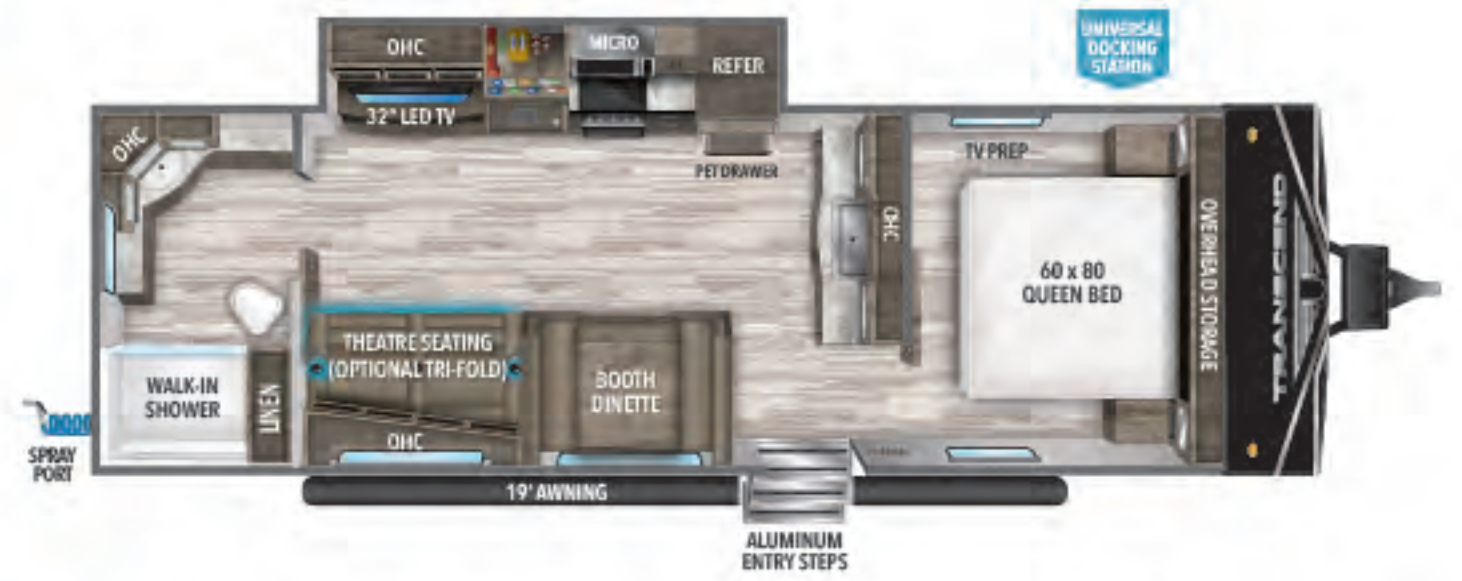
251BH UVW¹ **6,700** HITCH¹ **750** LENGTH¹ **30' 11"** HEIGHT **11' 0** CAPACITY **62 78 39**

NEW!

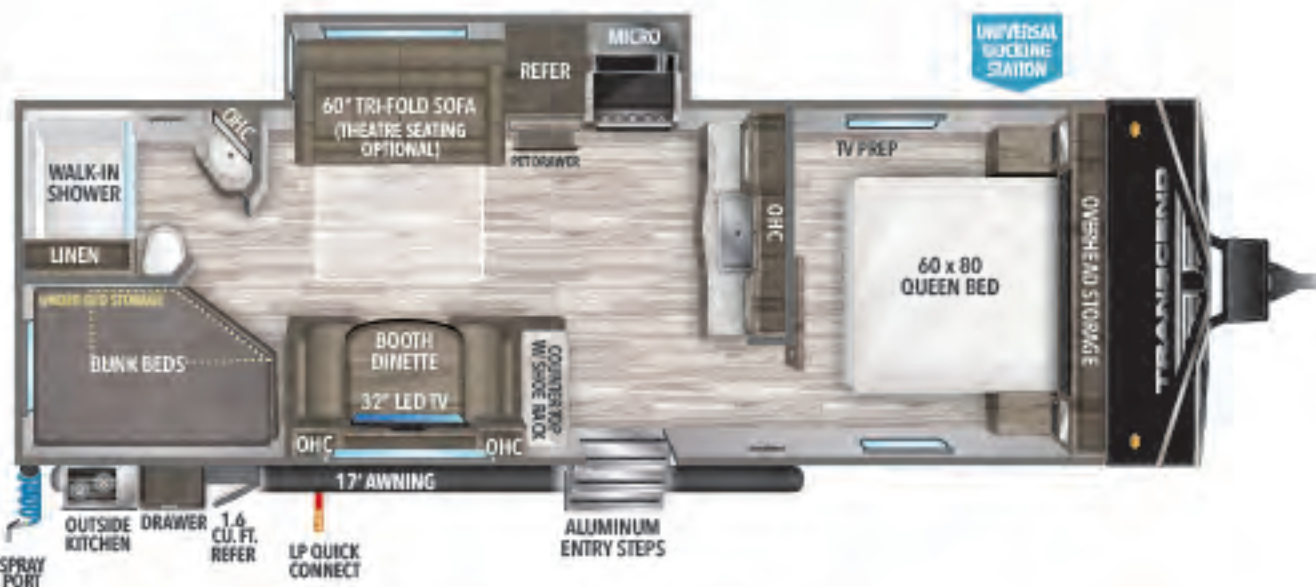




255FK UVW' **5,620** HITCH' **618** LENGTH' **31' 8"** HEIGHT **11' 0"** CAPACITY **62 68 38**



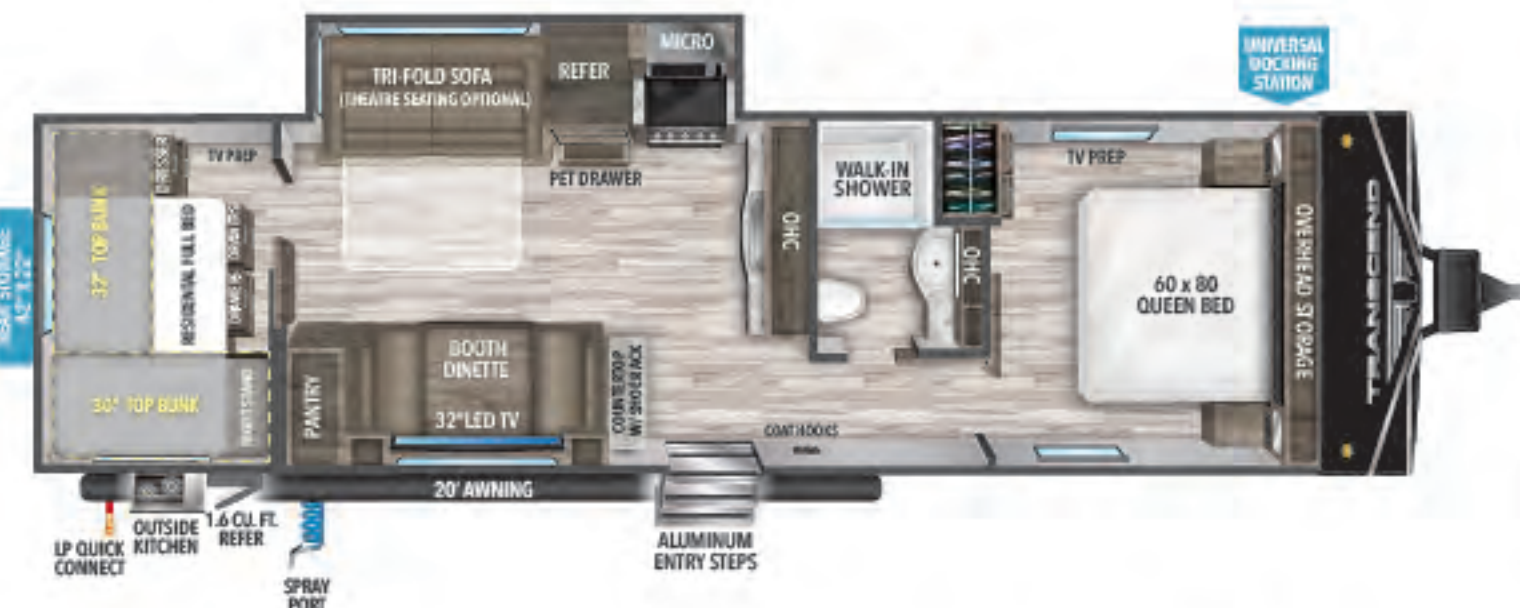
260RB UVW' **6,147** HITCH' **627** LENGTH' **31' 6"** HEIGHT **11'** CAPACITY **62 78 39**



261BH UVW' **6,078** HITCH' **618** LENGTH' **30' 11"** HEIGHT **11'** CAPACITY **62 78 39**



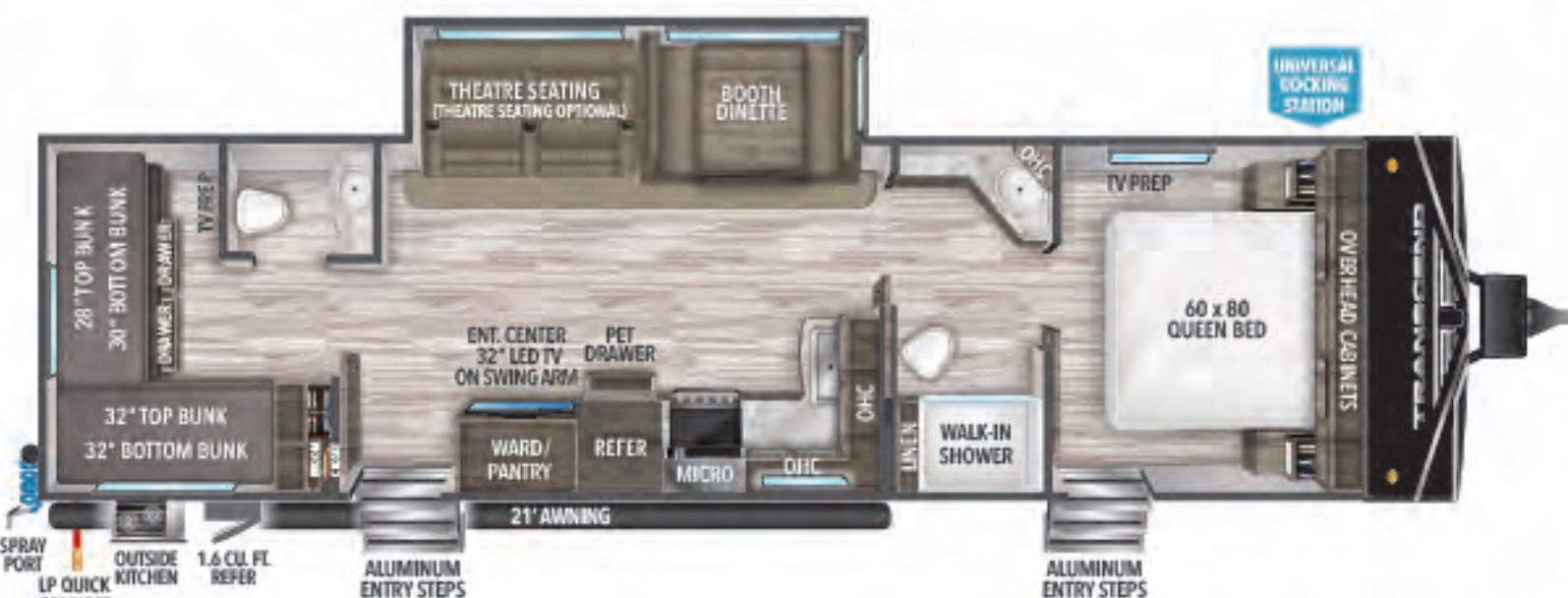
265BH UVW' **6,450** HITCH' **658** LENGTH' **32' 9"** HEIGHT **11'** CAPACITY **62 78 39**



297QB UVW' **7,190** HITCH' **749** LENGTH' **35' 11"** HEIGHT **11' 1"** CAPACITY **62 78 39**



315BH UVW' **TBD** HITCH' **TBD** LENGTH' **36' 3"** HEIGHT **11' 2"** CAPACITY **62 78 39**



321BH UVW' **7,738** HITCH' **728** LENGTH' **36' 11"** HEIGHT **11' 1"** CAPACITY **62 78 78**



321BH INTERIOR

NEW!

NEW!



25% THICKER
THAN THE COMPETITION

.030 WALLS
.040 FRONT CAP

The satin metal exterior skin is 25% thicker, for a more durable and better looking sidewall.



SOLAR PANEL ON ROOF



UNIVERSAL DOCKING STATION WITH BATTERY MONITOR

All-in-one location for utilities and hookups.



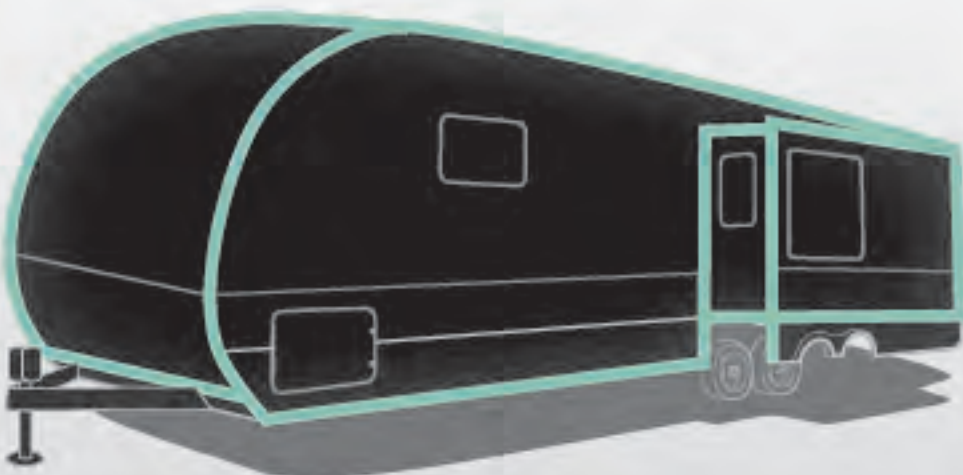
SOLID WOOD
Cabinet doors and drawer fronts



DEEP SEATED STAINLESS STEEL SINK
Residential size kitchen sink

QUADSEAL

4 protective layers (mylar tape, 2-layers of PVC foam, and a final silicone cap seal) line the perimeter of the coach for ultimate protection from the elements.



FRONT WALL CONSTRUCTION

Vertical banana rafters are added to the framework to increase support. Hurricane ties are also used to withstand high winds.



HURRICANE TIES

BANANA RAFTERS

ADDITIONAL FEATURES



FOR MORE INFORMATION
SCAN THE QR CODE USING YOUR
MOBILE PHONE CAMERA APP



MAGNETIC STORAGE
DOOR CATCHES



MOTION SENSOR
LED LIGHTING



30" 5000lb
STABILIZER JACKS

FLOORPLANS

CONSTRUCTION

BUILD & PRICE



OVERSIZED
TANK CAPACITIES



PET FRIENDLY RV

WE STRIVE FOR NOTHING LESS THAN CUSTOMERS FOR LIFE!



Thank you for taking the time to tour our coach.

We would like to share what sets Grand Design RV apart from all other RV manufacturers and why this difference is important to you.

My close friends and I were part of an ownership team at a travel trailer, fifth wheel company that grew to become one of the largest RV manufacturers in the world. While proud of this accomplishment, it became difficult to stay in touch with customers, employees, and ultimately the quality of the final product. It became obvious, there was a better way.

In 2012 we started with a mission to build a better RV company. A company with a culture that desires a long-term, personal connection with customers, employees and dealers – that company became Grand Design RV. Our business model of doing the right thing has led us to many years of unparalleled growth.

At Grand Design we are customer centered and everything we do daily revolves around you. Our goal is simple – continue to lead the industry with quality, innovative products while striving to improve our customers' RV experience before, during and after their purchase. We strive for nothing less than customers for life and I would be honored to personally welcome you to the Grand Design family.

Warmest Regards,

President / CEO / Co-Founder

LONG TERM VALUE

Everything we do at our company is designed to build long-term value in what we offer our customers, "More features and superior value for your dollar."

CUSTOMER CENTERED

Our focus, from the very first day we opened our doors, revolves around our customers. Your satisfaction is our future. GDRV4Life!

STAYING CONNECTED

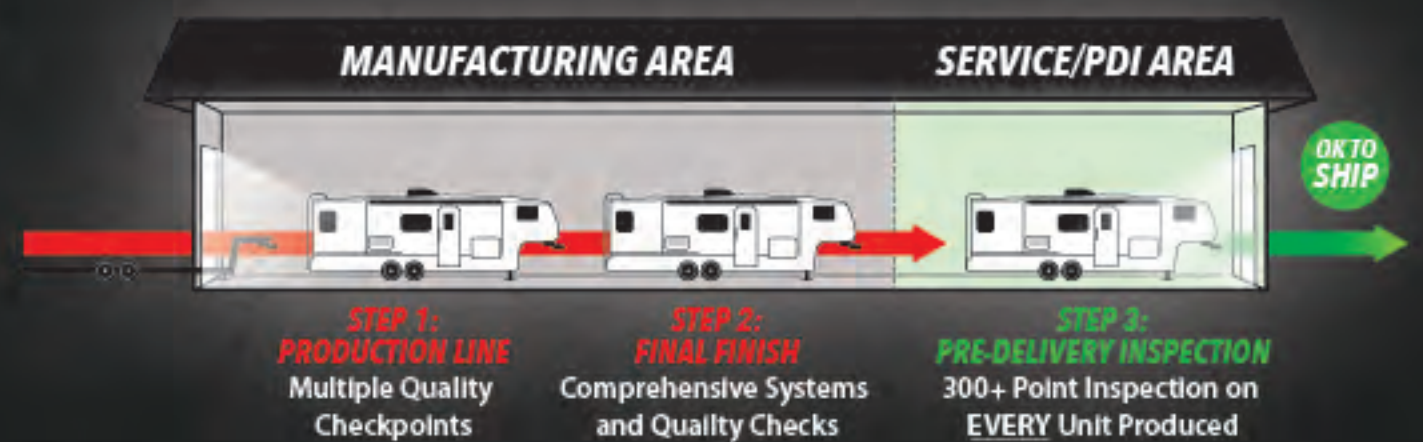
Magic happens when the CEO and Senior Management actively work with the production facilities to help build the team and develop products.

EXPERIENCED WORKFORCE

Our local workforce has been hand-picked and has an excellent reputation for second-to-none industry craftsmanship.

RAISING THE QUALITY BAR

We put every Grand Design RV through a series of quality inspection gates during the manufacturing process. Once completed, the unit undergoes a comprehensive "final finish" inspection. At this point, most manufacturers ship their coaches to the dealer for retail sale. We aren't most manufacturers. Every one of our coaches is moved to a PDI (Pre-Delivery Inspection) area where they are put through a rigorous 300+ point inspection checklist. It is only after this PDI that we certify a unit ready to ship to our dealers.



QUALITY IS NOT AN OPTION, IT'S A HABIT!

Since day one dealers have reported their satisfaction levels confidentially regarding reliability and quality, parts, warranty and sales and rated us among the highest-rated RV manufacturers for EVERY one of our product lines, EVERY year.



SUPERIOR SERVICE

Anything built by humans that travels down the open road is subject to issues. It's how those issues are addressed that makes Grand Design so special to our owners. Visit the independent owners page on Facebook (Grand Design RV Owners) and see for yourself. We take care of our customers after the sale. An informed customer will be a Grand Design customer!

CLASS LEADING WARRANTY

We back every one of our coaches with a 3-year limited structural warranty.

Colton RV
3122 Niagara Falls Blvd
North Tonawanda, NY 14120
(716) 694-0188
www.ColtonRV.com

Colton RV
3443 Southwestern Blvd.
Orchard Park, NY 14127
(716) 957-3250
www.Coltonrv.com

REV 08.9.22

Grand Design RV was created in 2012 and founded by current CEO, Don Clark and brothers Ron and Bill Fenech (Representing over 80 combined years of experience in the RV industry).

11333 County Road 2 | Middlebury, IN 46540 | 574-825-8000 | GrandDesignRV.com