

IMAGINE™

BY GRAND DESIGN RV



10 YEARS 2012-2022
CREATING CUSTOMERS FOR LIFE



GRAND DESIGN
RECREATIONAL VEHICLES



EVERY FAMILY NEEDS A GETAWAY VEHICLE.

Whether you're leaving the world behind for the weekend or sticking around for a stay-cation, with the Imagine it's all as easy as "tow and go." Down to every tiny detail, the Imagine family offers everything your family needs for adventure – and a good night's sleep.

NEW!
MID-SIZE SUV FOCUSED



Imagine AIM

Imagine XLS

Imagine



CONSTRUCTED TO A SUPERIOR STANDARD



4-SEASONS PROTECTION PACKAGE

MAXIMUM INSULATION

1 FULLY LAMINATED WALLS

Sidewalls, rear wall, slideroom endwalls, and slideroom roof are all laminated construction with rigid foam insulation. Many others use soft fiberglass insulation in the rear wall and sliderooms that can settle over time and leave uninsulated air gaps.

R-7

2 DOUBLE INSULATED FLOOR / UNDERBELLY

The enclosed and heated underbelly features a layer of radiant foil insulation and the main floor adds an additional layer of insulation.

R-30*

3 DOUBLE INSULATED ROOF

A layer of fiberglass insulation and a layer of radiant foil insulation covers the full length of the roof.

R-40*

4 DOUBLE INSULATED FRONT CAP

Grand Design goes the extra mile by extending both the radiant foil and fiberglass insulation layers from the roof, and wraps them all the way around to the bottom of the front cap.

R-40*

5 INSULATED SLIDEROOM FLOORS

R-23*

*Equivalent R-Value



Imagine's design has been put to the test in extreme temperatures ranging from a frigid 15 degrees to a scorching 100 degrees. Third party extreme testing showed that the Imagine remained functional and achieved very comfortable temperatures.

EVENFLOW HEATING SYSTEM

Evenly distributes heat from the front to the rear without vents in floor that collect dirt and debris.

RAISING THE BAR IN CUSTOMER SERVICE & WARRANTY



LIMITED STRUCTURAL WARRANTY

Every Grand Design RV is backed with a class leading 3-year limited structural warranty.

COMPONENT SUPPLIER WARRANTIES

By selecting suppliers with similar philosophies, many components used on our coaches also carry an extended warranty through the component manufacturer.

TIRE WARRANTY

(5 Years w/12 Month no questions asked replacement for manufacturer defects)

CHASSIS (3 Years)

(Main Steel Frame Outriggers and Cross Members)

AXLES (5 Years)

EXTERIOR GRAPHICS (5 Years)

ROOF COVERING (18 Years)



CONTROL YOUR RV



Control lighting, slide-outs, leveling and awnings from the palm of your hand

REAL-TIME DIAGNOSTICS

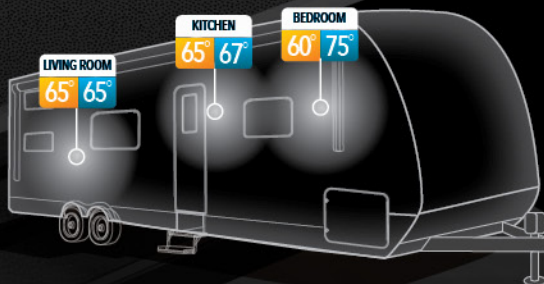


Compass Connect can notify you of system status, low battery voltage, and leveling issues

STAY INFORMED



Receive custom notifications such as maintenance reminders and tips on your RV



Note: Testing was performed in a temperature controlled chamber and does not account for variables such as wind, humidity, and altitude. Due to the number of potential variables, temperatures reported during testing may differ from temperatures achieved during actual use of the unit in nature.

MAXIMUM HEATING POWER

A high performance, high efficient furnace delivers maximum heating power throughout entire unit.

MAXIMUM FUNCTION

- Heated and Enclosed Underbelly with Suspended Tanks
- Heated and Enclosed Dump Valves
- Designated Heat Duct to Subfloor
- Attic Vent

IMAGINE
AIM



TOP FEATURES



WALK-ON
ROOF



REAR
LADDER



HIGH EFFICIENCY
AIR CONDITIONER



POWER
TONGUE JACK



OUT DOOR
GRIDDLE



USB CHARGING
STATION



ALL-IN-ONE
UTILITY STATION



TANKLESS
WATER HEATER

MORE TIME. MORE PLACES. SOLAR POWER NOW COMES STANDARD

With the factory-installed 200W Roof Mounted Solar Panel, 30 Amp Charge Controller and Large Double-Door 12V Refrigerator standard on all Imagine AIM travel trailers, no camping spot is off-limits. Just add a battery or three and go. Camp where you want, when you want*.

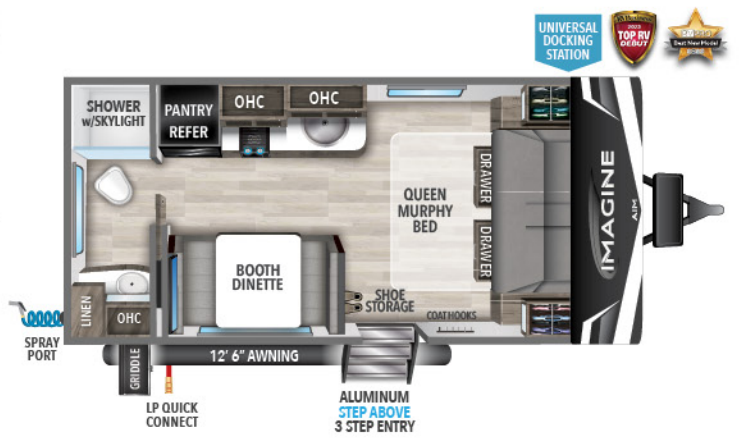
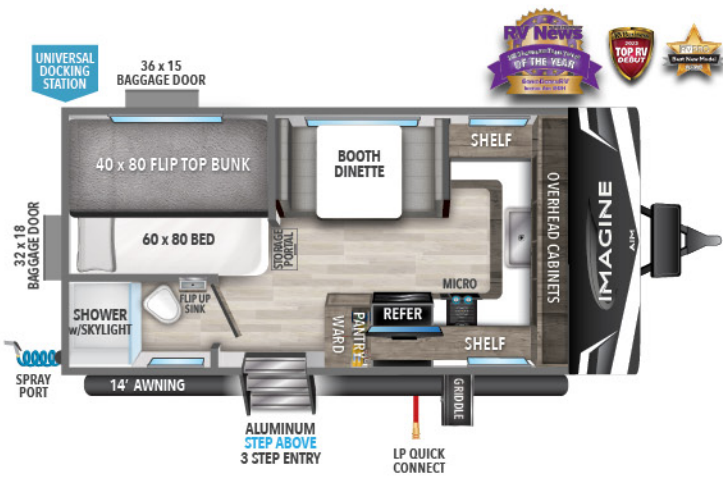
* We may have gotten a little excited, please camp safely. Follow all laws and abide by no trespassing signs, you know what we mean.

WHAT'S INCLUDED:

200W SOLAR PANEL

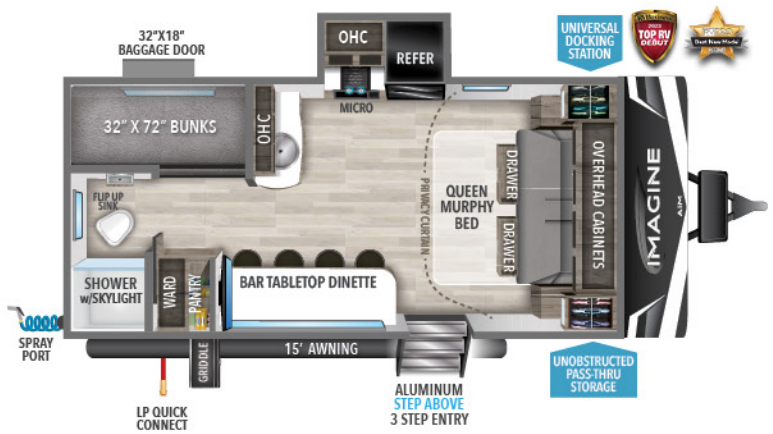
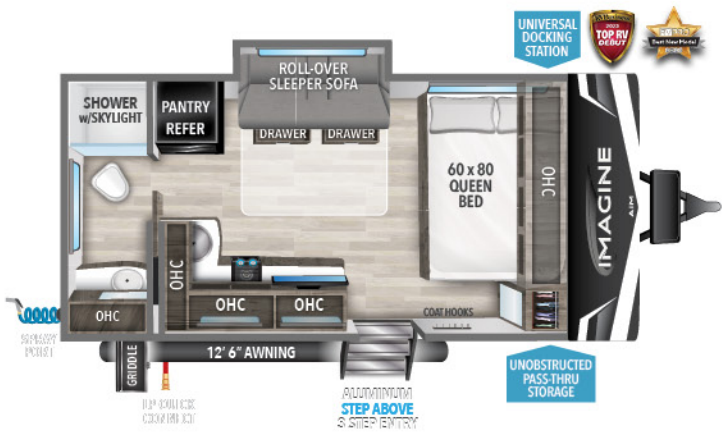
30AMP CHARGE CONTROLLER

12V REFRIGERATOR



15BH UVW¹ HITCH¹ LENGTH¹ HEIGHT CAPACITY
 3,560 425 19' 11" 10' 11" 42 74 37

15RB UVW¹ HITCH¹ LENGTH¹ HEIGHT CAPACITY
 3,594 378 19' 11" 10' 11" 37 45 37



16ML UVW¹ HITCH¹ LENGTH¹ HEIGHT CAPACITY
 3,768 412 20' 10' 11" 43 45 37

18BH UVW¹ HITCH¹ LENGTH¹ HEIGHT CAPACITY
 4,064 411 21' 11" 10' 11" 43 45 37



15BH
 INTERIOR



FOR MORE INFORMATION
 SCAN THE QR CODE USING YOUR
 MOBILE PHONE CAMERA APP



¹ Based on average weight of the standard build. ¹ Hitch to rear

IMAGINE^{XLS}



TOP FEATURES



**WALK-ON
ROOF**



**UNOBSTRUCTED
PASS-THRU STORAGE**



**HD TV ON
SWINGARM**



**TELESCOPING
DINETTE PEDESTAL**
MARINE GRADE



WARDROBE CUBBIES
w/110V OUTLET AND
USB CHARGING STATION



**DUCTED AIR
CONDITIONER**



**TANKLESS
WATER HEATER**



**POWER
TONGUE JACK**

MORE TIME. MORE PLACES. SOLAR POWER NOW COMES STANDARD

With the factory-installed 165W Roof Mounted Solar Panel, 25 Amp Charge Controller and Large Double-Door 12V Refrigerator standard on all Imagine XLS travel trailers, no camping spot is off-limits. Just add a battery or three and go. Camp where you want, when you want.*

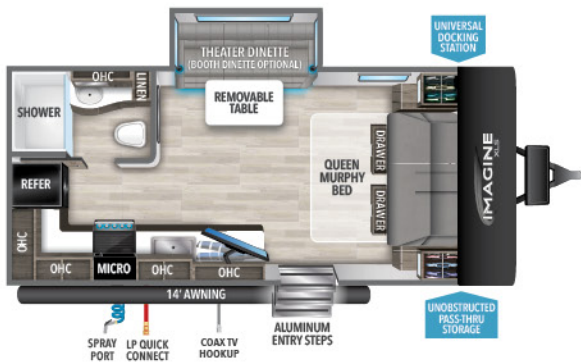
* We may have gotten a little excited, please camp safely. Follow all laws and abide by no trespassing signs, you know what we mean.

WHAT'S INCLUDED:

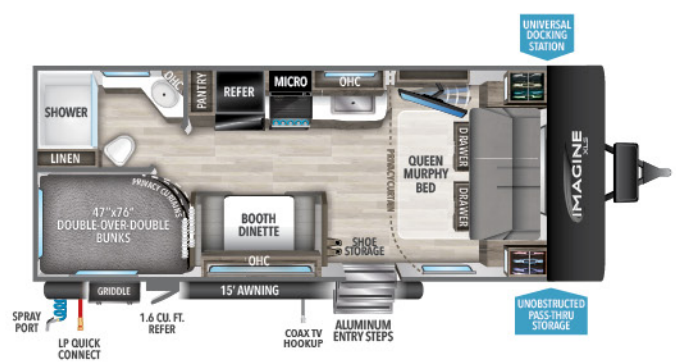
165W SOLAR PANEL

25AMP CHARGE CONTROLLER

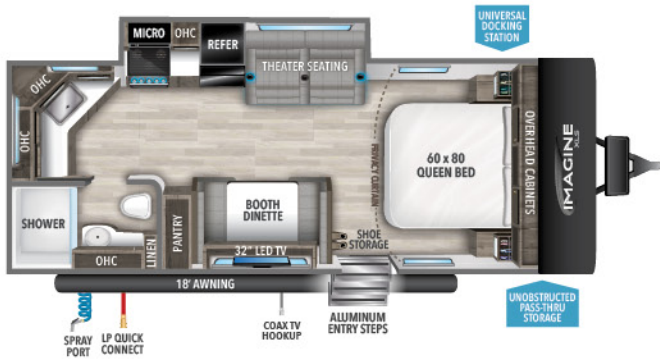
12V REFRIGERATOR



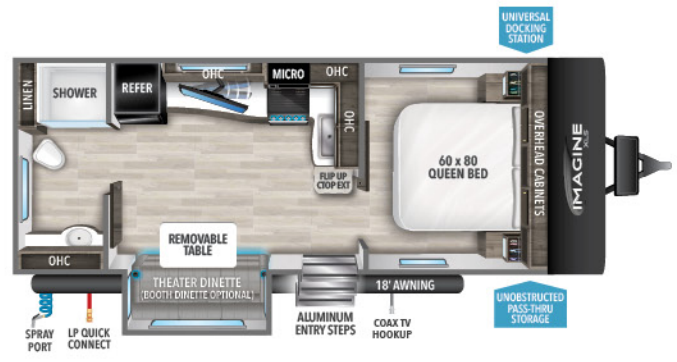
17MKE UVW¹ **4,674** HITCH¹ **480** LENGTH¹ **21' 11"** HEIGHT **10' 10"** CAPACITY **43 45 37**



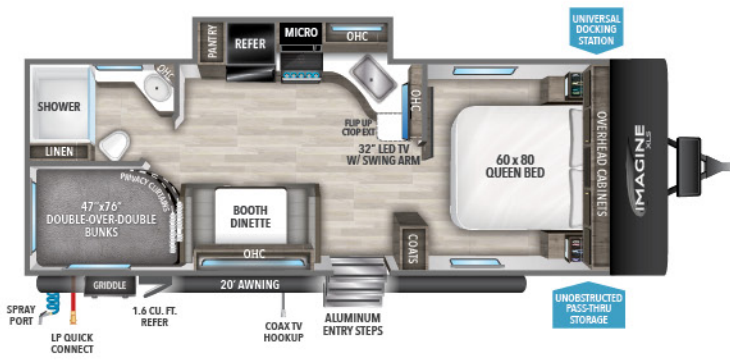
21BHE UVW¹ **4,698** HITCH¹ **456** LENGTH¹ **24' 11"** HEIGHT **10' 10"** CAPACITY **43 45 37**



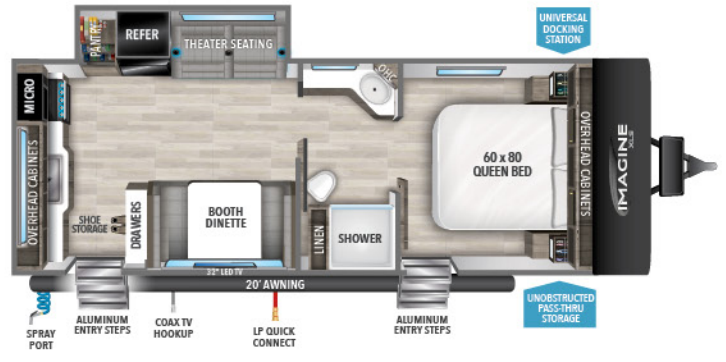
22MLE UVW¹ **5,176** HITCH¹ **490** LENGTH¹ **26' 1"** HEIGHT **10' 10"** CAPACITY **43 45 37**



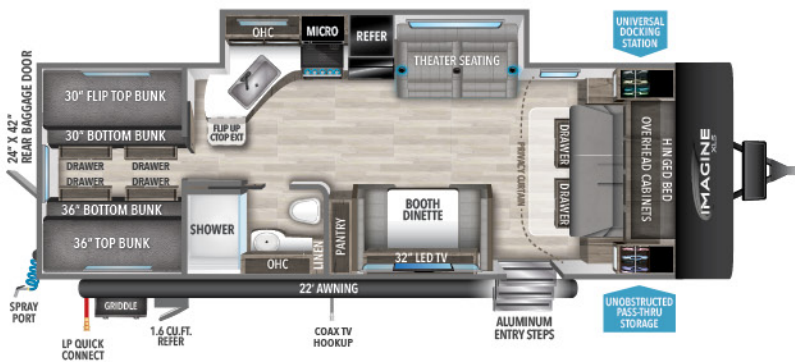
22RBE UVW¹ **5,125** HITCH¹ **497** LENGTH¹ **25' 11"** HEIGHT **10' 10"** CAPACITY **43 82 37**



23BHE UVW¹ **5,325** HITCH¹ **504** LENGTH¹ **27' 11"** HEIGHT **10' 10"** CAPACITY **43 82 37**



23LDE UVW¹ **5,567** HITCH¹ **524** LENGTH¹ **28' 5"** HEIGHT **10' 10"** CAPACITY **43 82 37**



25BHE UVW¹ **6,244** HITCH¹ **807** LENGTH¹ **29' 11"** HEIGHT **10' 10"** CAPACITY **43 82 37**



FOR MORE INFORMATION
SCAN THE QR CODE USING YOUR
MOBILE PHONE CAMERA APP



¹ Based on average weight of the standard build. ¹ Hitch to rear

IMAGINE



TOP FEATURES

81"

MAXIMUM
HEADROOM



UNOBSTRUCTED
PASS-THRU STORAGE



HD TV ON
SWINGARM
(MOST MODELS)



USB CHARGING
STATION



WARDROBE
CUBBIES

w/110 OUTLET and
USB CHARGING STATION



ALL-IN-ONE
UTILITY STATION



TANKLESS
WATER HEATER



POWER
TONGUE JACK

MORE TIME. MORE PLACES. SOLAR POWER NOW COMES STANDARD

With the factory-installed 165W Roof Mounted Solar Panel, 25 Amp Charge Controller and 10 cu. ft Double-Door 12V Refrigerator standard on all Imagine travel trailers, no camping spot is off-limits. Just add a battery or three and go. Camp where you want, when you want*.

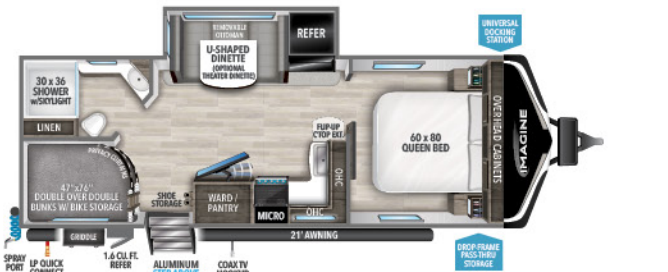
* We may have gotten a little excited, please camp safely. Follow all laws and abide by no trespassing signs, you know what we mean.

WHAT'S INCLUDED:

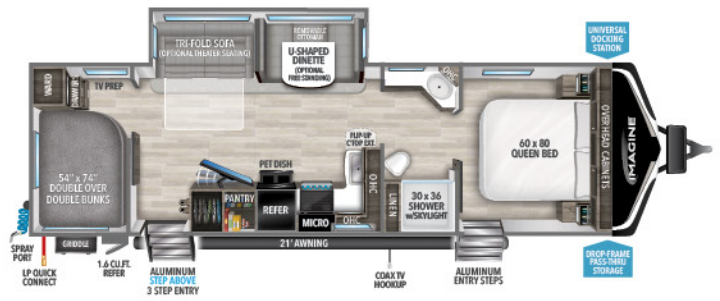
165W SOLAR PANEL

25AMP CHARGE CONTROLLER

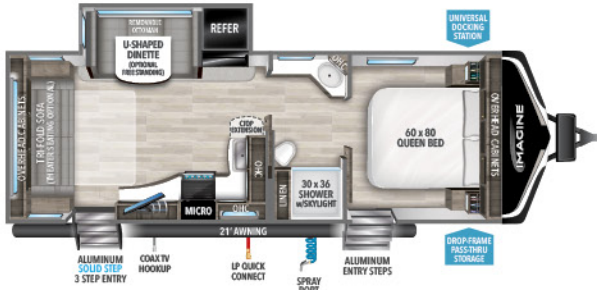
12V REFRIGERATOR



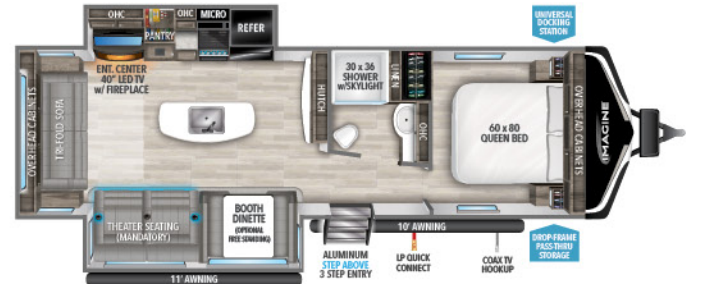
2400BH UVW¹ **5,725** HITCH¹ **505** LENGTH² **28' 11"** HEIGHT **11' 0"** CAPACITY **52 82 45**



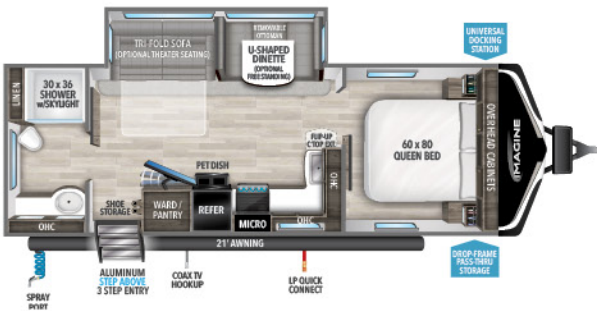
2910BH UVW¹ **7,087** HITCH¹ **720** LENGTH² **33' 11"** HEIGHT **11' 2'** CAPACITY **52 90 45**



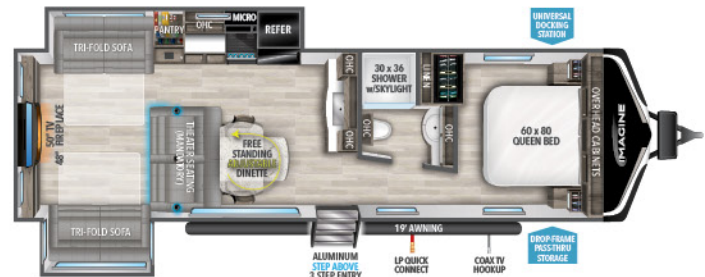
2500RL UVW¹ **5,857** HITCH¹ **581** LENGTH² **29' 10"** HEIGHT **11' 1"** CAPACITY **52 90 45**



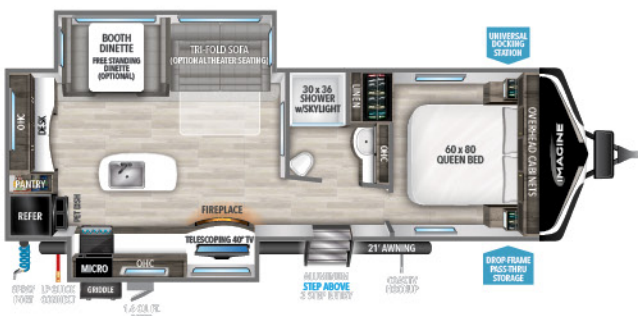
2970RL UVW¹ **7,397** HITCH¹ **751** LENGTH² **34' 2"** HEIGHT **11' 3"** CAPACITY **52 90 45**



2600RB UVW¹ **5,795** HITCH¹ **594** LENGTH² **29' 8"** HEIGHT **11' 2"** CAPACITY **52 82 45**



3100RD UVW¹ **7,778** HITCH¹ **791** LENGTH² **35' 11"** HEIGHT **11' 3"** CAPACITY **52 90 45**

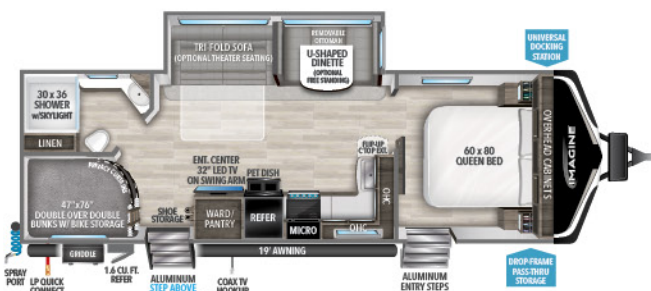


2670MK UVW¹ **6,845** HITCH¹ **690** LENGTH² **32' 3"** HEIGHT **11' 2"** CAPACITY **52 82 45**



3210BH UVW¹ **8,394** HITCH¹ **889** LENGTH² **36' 11"** HEIGHT **11' 5"** CAPACITY **52 90 45**

¹ Based on average weight of the standard build. ² Hitch to rear



2800BH UVW¹ **6,386** HITCH¹ **604** LENGTH² **32' 0"** HEIGHT **11' 2"** CAPACITY **52 82 45**



FOR MORE INFORMATION
SCAN THE QR CODE USING YOUR
MOBILE PHONE CAMERA APP



WE STRIVE FOR NOTHING LESS THAN CUSTOMERS FOR LIFE!



Thank you for taking the time to tour our coach.

We would like to share what sets Grand Design RV apart from all other RV manufacturers and why this difference is important to you.

My close friends and I were part of an ownership team at a travel trailer, fifth wheel company that grew to become one of the largest RV manufacturers in the world. While proud of this accomplishment, it became difficult to stay in touch with customers, employees, and ultimately the quality of the final product. It became obvious, there was a better way.

In 2012 we started with a mission to build a better RV company. A company with a culture that desires a long-term, personal connection with customers, employees and dealers – that company became Grand Design RV. Our business model of doing the right thing has led us to many years of unparalleled growth.

At Grand Design we are customer centered and everything we do daily revolves around you. Our goal is simple – continue to lead the industry with quality, innovative products while striving to improve our customers' RV experience before, during and after their purchase. We strive for nothing less than customers for life and I would be honored to personally welcome you to the Grand Design family.

Warmest Regards,

President / CEO / Co-Founder

QUALITY IS NOT AN OPTION, IT'S A HABIT!

Since day one dealers have reported their satisfaction levels confidentially regarding reliability and quality, parts, warranty and sales and rated us among the highest-rated RV manufacturers for EVERY one of our product lines, EVERY year.



LONG TERM VALUE

Everything we do at our company is designed to build long-term value in what we offer our customers, "More features and superior value for your dollar."

CUSTOMER CENTERED

Our focus, from the very first day we opened our doors, revolves around our customers. Your satisfaction is our future. GDRV4Life!

STAYING CONNECTED

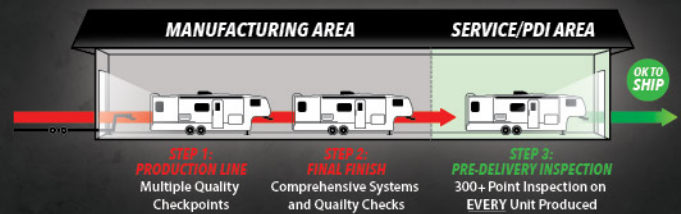
Magic happens when the CEO and Senior Management actively work with the production facilities to help build the team and develop products.

EXPERIENCED WORKFORCE

Our local workforce has been hand-picked and has an excellent reputation for second-to-none industry craftsmanship.

RAISING THE QUALITY BAR

We put every Grand Design RV through a series of quality inspection gates during the manufacturing process. Once completed, the unit undergoes a comprehensive "final finish" inspection. At this point, most manufacturers ship their coaches to the dealer for retail sale. We aren't most manufacturers. Every one of our coaches is moved to a PDI (Pre-Delivery Inspection) area where they are put through a rigorous 300+ point inspection checklist. It is only after this PDI that we certify a unit ready to ship to our dealers.



SUPERIOR SERVICE

Anything built by humans that travels down the open road is subject to issues. It's how those issues are addressed that makes Grand Design so special to our owners. Visit the independent owners page on Facebook (Grand Design RV Owners) and see for yourself. We take care of our customers after the sale. An informed customer will be a Grand Design customer!

CLASS LEADING WARRANTY

We back every one of our coaches with a 3-year limited structural warranty.

REV 12.05.22



Grand Design RV was created in 2012 and founded by current CEO, Don Clark and brothers Ron and Bill Fenech (Representing over 80 combined years of experience in the RV Industry).

Colton RV & Marine
3122 Niagara Falls Blvd
North Tonawanda, NY 14120
(716) 694-0188
www.ColtonRV.com

Colton RV
3443 Southwestern Blvd.
Orchard Park, NY 14127
(716) 957-3250
www.Coltonrv.com