



2012 | **BAY STAR**
A BOLD NEW FACE.

2012 | **CANYON STAR**
UPGRADE YOUR LIFE.

Bay Star

SO MANY EXTRAS, YOU MIGHT NEVER WANT TO STEP OUTSIDE.

Newmar is known for its exquisite diesel motor coaches. Yet with gas coaches like the 2012 Bay Star, packed with extras you'd expect from a far more expensive coach, heads are turning. You have to experience the all new Bay Star's many extra touches to believe it.





COCKPIT



2012 BAY STAR GAS MOTOR COACH

FEELS LIKE A HIGH END
COACH. PRICED LIKE
A BAY STAR.

A sleeker, more dynamic exterior paint scheme. An updated front grill and headlights. And moving inside, a far richer feeling, from standard Empire Maple cabinets to upgraded fabrics, new cabinet hardware and optional vinyl tile floor with grout lines.

Suddenly, you get the sense this is a much higher end coach than you think. But look again at the price. It's still a Bay Star.

ALL THE RIGHT STUFF

Your Bay Star cockpit has the good stuff: cruise control, a tilt steering wheel and a comfy Flexsteel® UltraLux Leather captain's chair. And check out the newly designed rear exterior: sleek!



LIVING

RICH WOOD AND UPSCALE FABRICS. LIFE IS GOOD.

The all new 2012 Bay Star's interior has been dressed up considerably. Starting with lengthening many models by one foot – to allow for its many amenities. You'll notice a new sense of richness from its upgraded fabrics, woods, lighting and hardware. Aren't you the smart shopper.



DESK

DESK

Now you can work comfortably on the road – with Bay Star's built-in desk with overhead storage. Yes, that's a Sony® 40" TV built in just above it. There's even an upholstered chair that tucks carefully under the desk.

DINETTE

It's incredible: you get a full size dinette, a residential size sofa plus a chair and desk in a 33-foot coach. Only Newmar managed it and did it well – with Bay Star.

KITCHEN

Check out this intelligent mini-peninsula kitchen plan: it embraces the dinette and creates extra counter space for food prep or serving. Black appliances are standard; an illuminating kitchen window integrated into the Corian® backsplash is optional.



DINETTE



KITCHEN



ENTERTAINMENT

BEDROOM

Bay Star's new padded, suede-like headboard with built-in overhead lighting creates a comfy nest for late night reading. This gorgeous sleeping area features carved corner embellishments to make your nights a dream. Newly designed linens use bold patterns and understated colors to add to the restful atmosphere.

ENTERTAINMENT

This stepped dresser is at your service with a full wardrobe and short wardrobe cabinet with mirrored doors. You'll enjoy an ergonomically slanted built-in 32" Sony® LCD TV and a black glass front cabinet to house your Sony® DVD player.



BEDROOM

BAY STAR FLOOR EXTERIOR & INTERIOR OPTIONS

BATHROOM

You'll enjoy your Bay Star bathroom's spacious shower with privacy glass door and its glowing Empire Maple raised panel door cabinets. Mini blinds, designer flooring and sleek new light fixtures and cabinet hardware add a high end feeling, too.



BATHROOM



Midnight
Mist



Café
Latté

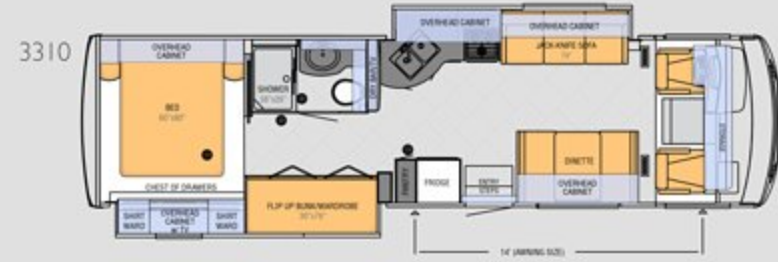
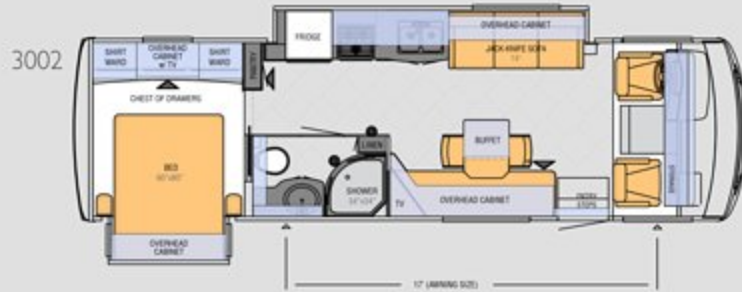
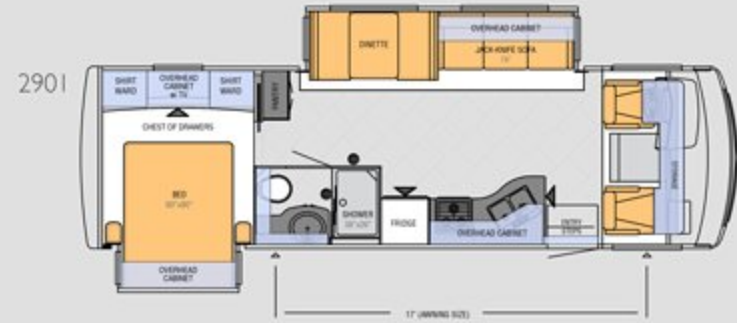
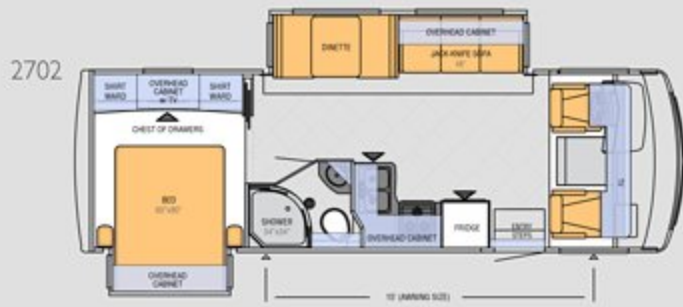


Empire Maple



Monteray Maple

BAY STAR FLOORPLANS



BAY STAR FLOOR PLAN SPECIFICATIONS

Floor Plan	App. Overall Length	Width	App. Overall Height	Interior Width	Interior Height	Grey	Sewage	Water	Propane	Furnace
2702	29' 11"	101.5"	12' 4"	95.5"	80"	60 gal.	40 gal.	75 gal.	25 gal.	40,000 btu
2901	29' 11"	101.5"	12' 4"	95.5"	80"	60 gal.	40 gal.	75 gal.	25 gal.	40,000 btu
3002	30' 11"	101.5"	12' 4"	95.5"	80"	60 gal.	40 gal.	75 gal.	25 gal.	40,000 btu
3302	33' 11"	101.5"	12' 4"	95.5"	80"	60 gal.	40 gal.	75 gal.	25 gal.	40,000 btu
3305	33' 11"	101.5"	12' 4"	95.5"	80"	60 gal.	40 gal.	75 gal.	25 gal.	40,000 btu
3310	33' 11"	101.5"	12' 4"	95.5"	80"	60 gal.	40 gal.	75 gal.	25 gal.	40,000 btu

CHASSIS FEATURES

- Ford F-53 18,000 lb. Chassis (29' floorplans)
- Ford F-53 20,500 lb. Chassis (30'-33' floorplans)
- Electric Leveling Jacks with Automatic Control
- Cruise Control
- Tilt Steering Wheel
- Stainless Steel Wheel Simulators

AIR CONDITIONING & HEATING

- 13.5M Brisk® Central Air Conditioner
- Driver/Passenger Overhead Dash Fans
- Dash Heater and Air Conditioner
- Propane Leak Detector

APPLIANCES & ACCESSORIES

- Three-Burner Range with Metal Oven Door & Piezo Ignition
- Bi-fold Range Cover
- Norcold® 8 Cu. Ft. Refrigerator with Black Front Panel
- Spacesaver 22" Microwave Oven
- 6 gal. Gas/Electric Water Heater with Electronic Ignition
- Sony® 32" or 40" LCD TV in Living Area*
- Sony® DVD Players in Living Area and Bedroom
- Sony® 32" LCD TV in Bedroom

OPTIONS

OPTION PACKAGE

- Extra 13.5M Brisk® Central Air Conditioner, 5.5 Cummins Onan® Marquis Generator and 50 Amp Service with Energy Management System (30' - 33' floorplans)

AIR CONDITIONING & HEATING

- 15.0M Penguin™ Heat Pump Central Air Conditioner
- Auxiliary Heater in Bedroom

- AM/FM Dash Radio with MP3 Adapter and CD Player
- Rearview Color Monitor System with Audio
- TV Antenna with Power Booster with Two Interior Jacks
- Satellite Prep
- Cable TV Connection
- 10 Bc Fire Extinguisher, Smoke Detector and Carbon Monoxide Detector

CABINETS & FURNITURE

- Empire Maple Square Raised Panel Overhead Cabinet Doors
- Booth Dinette*
- Laminate Kitchen Countertop with Bullnose Edge
- Laminate Countertop on Bedroom Nightstands and Chests
- Stainless Steel Kitchen Sink with Sink Covers
- Laminate Countertop with Bullnose Edge and Acrylic Bowl in Bathroom
- Residential Style Full-Extension Ball Bearing Drawer Guides
- Pull-out Pantry*
- Flexsteel® Ultralux Leather Furniture
- Lifts on Bed Top
- Flexsteel® Ultralux Leather Sofa
- Smooth-Top Mattress with Quilted Bedspread and Accent Pillow

APPLIANCES & ACCESSORIES

- Sony® Surround Sound System with AM/FM Radio and Subwoofer
- Sony® 22" LCD TV Located at Dry Bar Cabinet*
- Sony® 32" LCD TV in Front Overhead
- Sirius® Satellite Radio Capability (does not include monthly subscription)
- Automatic Satellite Dish (does not include receiver)
- CB Antenna
- High Definition Wiring
- Sideview Cameras

ELECTRICAL FEATURES

- 4.0 kW Cummins Onan® Generator with Remote Switch and Automatic Changeover
- 30 Amp Electrical Service with Flexible Cord
- Two 12 Volt House Batteries
- Battery Disconnect Switch
- 110 Volt Exterior Receptacle
- 12 Volt Auxiliary Receptacle on Dashboard
- 5 Watt Solar Panel
- 45 Amp Converter
- Daytime Headlight System
- Emergency Start Switch
- Fluorescent Ceiling Lights Throughout
- Lighted Wardrobe
- Manually Operated Hold-To-Run Slideout Switch
- Exterior TV Jack

EXTERIOR FEATURES

- Full-Paint Masterpiece Finish™ With Front Protective Film
- One-Piece Windshield
- Convex Exterior Mirrors with Defrost
- Entrance Door with Automatic Double Step
- Lighted Exterior Storage Compartments with Cargo Liner
- Rear Hitch for Towing Car with Two Extra 14 Gauge Wires

CABINETS & FURNITURE

- Monterey Maple Cabinets
- Six Way Power Driver's Seat
- Combination Desk/Dinette with Cantilevered Table and Four Chairs (Two Fixed, Two Folding)
- Hidden-Leaf Dinette Table with Four Chairs (Two Fixed, Two Folding)*
- Hide-A-Bed Sofa on Off Door Side

ELECTRICAL FEATURES

- 600 Watt Inverters for Living Area and Bedroom TVs

- Assist Handle at Entrance Door
- Undercoating
- Mud Flaps

INTERIOR FEATURES

- Padded Vinyl Ceiling
- Day/Night Pleated Window Shades and Valances
- Mini Blinds in Bathroom
- Vinyl Floor in Kitchen, Living Area and Bathroom
- Deluxe Carpeting in Living Area and Bedroom
- Interior Assist Handle at Main Entrance Door
- Shoe Storage Located in Entrance Step Compartment*
- Wraparound Windshield Privacy Shade

PLUMBING & BATH FEATURES

- Demand Water System with SHURflo® Pump
- Sewage Holding Tank Rinse
- Water Heater Bypass System
- Thetford™ Aqua Magic Stool with Spray Attachment
- Towel Bars and Tissue Holder
- ABS Shower with Glass Enclosure
- Exterior Shower
- Monitor Panel

CONSTRUCTION FEATURES

- BriteTEK™ Roof with 9mm Decking
- Gelcoated Fiberglass Exterior Sides
- Gelcoated Fiberglass Front and Rear Caps
- Aluminum-Frame Sidewalls & Roof on 16" Centers
- 5/8" Bead Foam Insulation Laminated in Sidewalls & Ceiling

WINDOWS, AWNINGS & VENTS

- Tinted Safety Glass Windows
- Power-Vent with Wall Switch in Bathroom and Kitchen
- Skylight in Bathroom*
- Dometic® A & E 8500 Side Awning with Weather Shield
- Slideout Covers

- Halogen Ceiling Lights in Place of Fluorescent Lights with 80 amp Converter
- Solar Prep

EXTERIOR FEATURES

- Convex Exterior Mirrors with Defrost and Remote Control
- Hydraulic Leveling Jacks
- Rear Ladder

INTERIOR FEATURES

- Vinyl Tile in Kitchen, Foyer and Bathroom

PLUMBING FEATURES

- 110 Volt Heatpads for Holding Tanks

CONSTRUCTION FEATURES

- Polar Pak R19 Insulation in Roof

WINDOWS, AWNINGS & VENTS

- Double-Pane Tinted Safety Glass Windows
- Rear Window
- Kitchen Window
- Bunk Windows*

Canyon Star

THE COACH THAT WAS CREATED FOR ENTERTAINING. EVEN IF IT'S JUST THE TWO OF YOU.
With the 2012 Canyon Star, you get a traveling entertainment suite – or a home with a garage – or a two bedroom home. Canyon Star's amazingly wide range of smart floor plans lets you choose the lifestyle that's right for you.





EASY, COMFORTABLE DRIVING



2012 CANYON STAR GAS MOTOR COACH

ITS ARRAY OF INGENUOUS
DESIGN OPTIONS CREATE A
REAL HOME ON THE ROAD.

You get the ultimate in versatility from all the choices Canyon Star offers you. Its toy hauler floor plan has a rear cargo area that can become a children's bunk room. Add an optional half bath that kids can access from the rear coach door. Choose an optional larger refrigerator – or a standard pantry. Opt for a roomy roll top Corian® dinette* – for entertaining, dining or meeting.

**Unique patent pending roll top dinette design specially developed by Newmar founder Mahlon Miller and his design team.*

ALL THE RIGHT STUFF

Canyon Star's stylish front grill and rear exterior are streamlined – to be more car-like. It's newly detailed exterior paint schemes create a sense of movement and richness. Inside, the cockpit offers an ergonomically designed instrument panel, a tilt steering wheel and cruise control to make your driving experience easy and comfortable.



LIVING



THE WIDE OPEN FLOOR PLAN THAT CREATES SPACE FOR ENTERTAINING – AND LIVING WELL.

An exclusively designed pull out table that creates a generous space for dining, working or meeting. A pair of upholstered dining chairs across from a 40" Sony® LCD TV with DVD player. Standard Empire Maple wood cabinetry with upgraded hardware and lighting. A lush 74" sofa right across from an expansive kitchen with tons of counter space. Let the good life begin.

IT'S MOVIE NIGHT IN YOUR CANYON STAR THEATER.

Sit back and enjoy the show. Your Flexsteel® UltraLux Leather recliners make movie night even more relaxing. And your 40" Sony® LCD TV with DVD are directly across the coach for excellent viewing.



LOUNGE





DESK

KITCHEN

This wide open floor plan creates space for entertaining – and living well. With one of the largest kitchen work areas in any coach, you get plenty of room for food prep or entertaining. And you can get even more openness and ventilation with an optional window.

DESK

If you work on the go, you'll enjoy Canyon Star's rear coach desk with folding chair. There's room for a laptop and a large bay window for a spacious feeling.

DINING

For a deluxe dining experience, opt for Newmar's exclusively designed pull out table with richly upholstered dining chairs. Its legless design creates spacious legroom. It also makes a great meeting table for business on the road.



DINING



BEDROOM

BEDROOM

Sweet dreams. Your new Canyon Star bedroom features a queen size bed with padded headboard with cording detail and matching designer window surrounds. Look up and enjoy the metal designer fascia insert with carved wood accents. New fabrics warm the room, too.

BEDROOM ENTERTAINMENT

With an angled 32" Sony LCD TV and DVD flanked by mirrored Empire Maple wardrobe cabinets, you'll feel like royalty. Built-in lighting and newly designed cabinet hardware complete the look.



ENTERTAINMENT



BATHROOM

BATHROOM

Enjoy all the features of Canyon Star's high end bathroom, including a roomy shower and Empire Maple wardrobe cabinetry.

TOY HAULER EDITION

IS IT A GARAGE, A PET HAVEN,
AN EXERCISE ROOM OR A KID'S ROOM?
YOU CHOOSE.

With a pull-down bunk bed, you can turn Canyon Star's rear garage into a kid-friendly bunk room at a moment's notice. Or a handy place to store your favorite toys – like bikes or 4-wheelers. Some Canyon Star owners have used the garage as an exercise room, a hobby studio or a pet bedroom. Its handy master bedroom entrance makes it accessible. Its roominess makes it practical.



BEDROOM WITH REAR BUNK

GARAGE

What will you do with your Canyon Star garage? Do you love to paint, knit, read, collect? Then use the rear garage area for your hobby supplies. It's the perfect place for extra storage or supplies. If you have children or grandchildren traveling with you, they'll love the independence of the pull-down bunk bed. For uninterrupted sleep, you get a half bath in the front cabin so kids can access it through the rear cabin door.



CANYON STAR FLOOR EXTERIOR & INTERIOR OPTIONS



TOY HAULER FLOOR PLAN

Most toy haulers don't offer a fixed queen size bed like Canyon Star.




*Floor plan specs on next page



Truffle




Cinnabark



Empire Maple



Monteray Maple

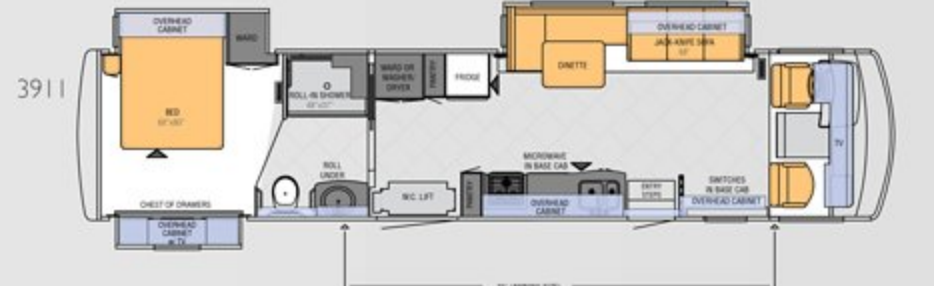
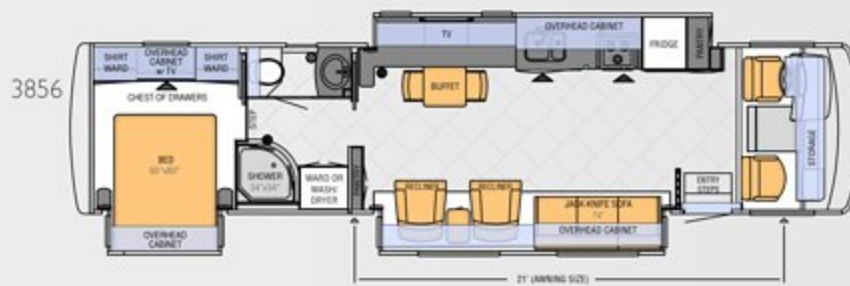


Empire Maple
Flooring Option



Monteray Maple
Flooring Option

CANYON STAR FLOOR PLANS



CANYON STAR FLOOR PLAN SPECIFICATIONS

Floor Plan	App. Overall Length	Width	App. Overall Height	Interior Width	Interior Height	Grey	Sewage	Water	Propane	Furnace
3511	34' 11"	101.5"	12' 10"	95.5"	84"	60 gal.	40 gal.	75 gal.	25 gal.	40,000 btu
3642	36' 03"	101.5"	12' 10"	95.5"	84"	60 gal.	40 gal.	75 gal.	25 gal.	40,000 btu
3714	37' 11"	101.5"	12' 10"	95.5"	84"	60 gal.	40 gal.	75 gal.	25 gal.	40,000 btu
3810	38' 11"	101.5"	12' 10"	95.5"	84"	60 gal.	40 gal.	75 gal.	25 gal.	40,000 btu
3856	38' 11"	101.5"	12' 11"	95.5"	84"	60 gal.	40 gal.	75 gal.	25 gal.	50,000 btu
3911	39' 11"	101.5"	12' 11"	95.5"	84"	60 gal.	40 gal.	75 gal.	25 gal.	40,000 btu
3920	39' 05"	101.5"	12' 11"	95.5"	84"	60 gal.	40 gal.	75 gal.	25 gal.	40,000 btu

CHASSIS FEATURES

- Ford F-53 22,000 lb.Chassis (35'–36' floorplans)
- Ford F-53 26,000 lb.Chassis (37'-39' floorplans)
- Electric Leveling Jacks with Automatic Control (35'-36' floorplans)
- Hydraulic Leveling Jacks (37'-39' floorplans)
- Cruise Control
- Tilt Steering Wheel
- Coated Aluminum Wheels

AIR CONDITIONING & HEATING

- Two 13.5M Brisk® Central Air Conditioners
- Dash Heater and Air Conditioner
- Propane Leak Detector

APPLIANCES & ACCESSORIES

- Three-Burner Recessed Range with Glass Oven Door & Piezo Ignition
- Polished Solid Surface Corian® Range Cover
- Norcold® 8 Cu. Ft. Refrigerator
- Black Panel Refrigerator Front
- Spacemaker Microwave Oven

OPTIONS

AIR CONDITIONING & HEATING

- Two 13.5M Penguin™ Heat Pump Central Air Conditioner
- 13.5M Penguin™ Air Conditioner with Heat Strip in Garage*
- Auxiliary Heater in Bedroom

APPLIANCES & ACCESSORIES

- 30" Convection Microwave Oven with Three-Burner Cooktop
- Norcold® 12 Cu. Ft. Four-Door Refrigerator with Icemaker*
- Whirlpool® Stainless Steel Residential Refrigerator with 2000 Watt Pure Sine Wave Inverter and Six 6 Volt Batteries*

- 10 gal. Gas/Electric Water Heater Direct-Spark Ignition
- Sony® 32" or 40" LCD TV in Living Area
- Sony® 32" LCD TV in Bedroom
- AM/FM Dash Radio with MP3 Adapter and CD Player
- Sony® DVD Players in Living Area and Bedroom
- AM/FM Radio and Single-Disc CD Player with Two Exterior and Two Interior Speakers in the Garage*
- Rearview Color Monitor System with Audio
- TV Antenna with Power Booster with Two Interior Jacks
- Satellite Prep
- Cable TV Connection with RG-6 Coax
- 10 Bc Fire Extinguisher; Smoke Detector and Carbon Monoxide Detector
- Fire Extinguisher in Garage*

CABINETS & FURNITURE

- Empire Maple Raised Panel Overhead Cabinet Doors
- Booth Dinette*
- Polished Corian® Countertop in Kitchen with Undermounted Stainless Steel Sink and Flush Sink Covers

- Sony® Surround Sound System in Living Area
- Sirius® Satellite Radio Capability (Does not include monthly subscription)
- 11" Flip-Down Monitor and DVD Player with Headphones at Each Bunk*
- Sony® LCD TV at Dry Bar*
- Sony® 32" LCD TV in Front Overhead Cabinet*
- Stackable Washer/Dryer in Garage
- Washer/Dryer Prep
- One-Piece Washer/Dryer
- Automatic Satellite Dish (does not include receiver)
- CB Antenna

- Laminate Bathroom Countertop with Corian® Edge and Porcelain Sink
- Residential Style Full-Extension Ball Bearing Drawer Guides
- Pull-Out Pantry*
- Flexsteel® Ultralux Leather Furniture
- Driver/Passenger Seats with Six-Way Power Driver Seat
- Lifts on Bed Top to Access Storage Area*
- Smooth-Top Mattress with Quilted Bedspread and Accent Pillow

ELECTRICAL FEATURES

- 5.5 kW Cummins Onan® Marquis Generator with Remote Switch and Automatic Changeover
- 50 Amp Electrical Service with Flexible Cord
- Two 12 Volt House Batteries
- Battery Disconnect Switch
- 110 Volt Exterior Receptacle
- 12 Volt Auxiliary Receptacle in Dash
- 5 Watt Solar Panel
- 55 Amp Converter
- Daytime Headlight System
- Emergency Start Switch
- Fluorescent Ceiling Lights Throughout

CABINETS & FURNITURE

- Monterey Maple Cabinets
- Hidden-Leaf Dinette Table with Four Chairs (Two Fixed, Two Folding)*
- Round Dinette Table with Four Chairs (Two Fixed, Two Folding)*
- Desk/Dinette Table with Roll Away Top*
- Hide-A-Bed Sofa*
- Luxurious Pillowtop Mattress

- Lighted Wardrobe
- Manually Operated Hold-To-Run Slideout Switch
- Energy Management System
- Exterior TV Jack
- ICC Light Flasher Switch
- Fog Lights

EXTERIOR FEATURES

- Full-Paint Masterpiece Finish™ with Front Protective Film
- One-Piece Windshield
- Super Storage™ Below Rear Bedroom Floor*
- Convex Exterior Mirrors with Defrost and Remote Control
- Entrance Door with Automatic Triple Step
- Entrance Door with Automatic Triple Step in Garage*
- Fueling Station in Garage*
- Lighted Exterior Storage Compartments with Cargo Liner and Interior Master Switch
- Rear Hitch for Towing Car with Two Extra 14-Gauge Wires
- Assist Handle at Entrance Door
- Undercoating
- Mud Flaps

ELECTRICAL FEATURES

- 600 Watt Inverters for Living Area and Bedroom TVs
- Solar Prep
- Halogen Ceiling Lights in place of Fluorescent Lights w/ 80 amp Converter

EXTERIOR FEATURES

- Rear Ladder
- Hydraulic Latching Jacks (35'-36' floorplans)

INTERIOR FEATURES

- Padded Vinyl Ceiling
- Day/Night Pleated Window Shades and Valances
- Mini Blinds in Bathroom and Garage Area
- Vinyl Tile Floor in Kitchen, Living Area and Bathroom
- Deluxe Carpeting in Living Area and Bedroom
- Interior Assist Handle at Main Entrance Door
- Shoe Storage Located in Entrance Step Compartment*
- Wraparound Windshield Privacy Shade
- Diamond Tread Rubber Flooring in Garage*
- Tie-Down Track in Garage*

PLUMBING & BATH FEATURES

- Demand Water System with SHURflo® Pump
- Sewage Holding Tank Rinse
- Water Heater Bypass System
- Thetford™ Aqua Magic Plus China Toilet
- ABS Shower with Glass Enclosure
- Exterior Shower
- Water Filter for Entire Unit
- Monitor Panel

INTERIOR FEATURES

- Laminate Plank Floor in Kitchen and Bathroom
- Two Wheel Chocks in Garage*
- Power-Activated Sun Visors

PLUMBING & BATH FEATURES

- Half Bath in Garage Area
- 110 Volt Heat Pads for Holding Tanks

CONSTRUCTION FEATURES

- Polar Pak R-19 Insulation in Roof

WINDOWS, AWNINGS & VENTS

- Dometic® A&E WeatherPro Side Awning

CONSTRUCTION FEATURES

- BriteTEK™ Roof with 9mm Decking
- Gelcoated Fiberglass Exterior Sides
- Gelcoated Fiberglass Front and Rear Caps
- Aluminum-Frame Sidewalls & Roof Construction, 16" on Center
- 5/8" Bead Foam Insulation Laminated in Sidewalls and Ceiling

WINDOWS, AWNINGS & VENTS

- Double-Pane Tinted Safety Glass Windows
- Fantastic® Vents in Kitchen and Bathroom
- Skylight in Bathroom*
- Dometic® A & E 9000 Side Awning with Weather Shield
- Slideout Covers
- Two Dash Fans

BAY STAR & CANYON STAR CONSTRUCTION

Bay Star 29' coaches have a Ford® F-53 18,000 lb. chassis; 30' and 33' Bay Star coaches have a Ford® F-53 20,500 lb. chassis. Canyon Star 35' and 36' coaches have a Ford® F-53 22,000 lb. chassis; 37' and 39' Canyon Star coaches have a Ford® F-53 26,000 lb. chassis. Bay Star and Canyon Star include Total Comfort™ Dual In-Roof Ducting Systems and aluminum frame construction.



CEILING R-VALUE = 16

- a. BriteTEK™ Roof
- b. 9mm Wood Decking
- c. Fiberglass Batten Insulation
- d. Total Comfort™ Ducted A/C
- e. Aluminum Roof Truss
- f. Kraft Paper Vapor Barrier
- g. 5/8" Bead Foam
- h. 3/16" Plywood Ceiling Panel
- i. Padded Vinyl Overlay

WALLS R-VALUE = 11

- j. 16" On-Center Aluminum Framing with 3 1/2" Header
- k. 3/16" Plywood Interior Wall
- l. 5/8" Bead Foam
- m. Kraft Paper Vapor Barrier
- n. Fiberglass Batten Insulation
- o. 3/16" Plywood Exterior Wall
- p. Composite One-Piece Gelcoat Exterior Sidewall

FLOOR R-VALUE = 11

- q. Carpet /Tile
- r. Carpet Padding
- s. 5/8" Floor Decking
- t. Fiberglass Batten Insulation
- u. 2" x 3" Wood Framing
- v. Polyethylene Moisture Barrier
- w. Aluminum Ducting



Bay Star

CHASSIS SPECIFICATIONS

Floor Plan	Engine HP	Axle Ratio	Fuel Cap.	Wheelbase	Front GAWR*	Rear GAWR*	GVWR*	GCWR*	App. UVW	App. NCC
2702	362	4.88	80 gal.	172	7,000 lb.	12,000 lb.	18,000 lb.	26,000 lb.	15,482 lb.	2,518 lb.
2901	362	4.88	80 gal.	190	7,000 lb.	12,000 lb.	18,000 lb.	26,000 lb.	16,300 lb.	1,700 lb.
3002	362	5.38	80 gal.	190	7,500 lb.	13,500 lb.	20,500 lb.	26,000 lb.	16,963 lb.	3,537 lb.
3302	362	5.38	80 gal.	208	7,500 lb.	13,500 lb.	20,500 lb.	26,000 lb.	17,300 lb.	3,200 lb.
3305	362	5.38	80 gal.	208	7,500 lb.	13,500 lb.	20,500 lb.	26,000 lb.	17,550 lb.	2,950 lb.
3310	362	5.38	80 gal.	208	7,500 lb.	13,500 lb.	20,500 lb.	26,000 lb.	17,400 lb.	3,100 lb.

Canyon Star

CHASSIS SPECIFICATIONS

Floor Plan	Engine HP	Axle Ratio	Fuel Cap.	Wheelbase	Front GAWR*	Rear GAWR*	GVWR*	GCWR*	App. UVW	App. NCC
3511	362	5.38	80 gal.	222	8,000 lb.	15,000 lb.	22,000 lb.	26,000 lb.	19,350 lb.	2,650 lb.
3642	362	5.38	80 gal.	234	8,000 lb.	15,000 lb.	22,000 lb.	26,000 lb.	19,700 lb.	2,300 lb.
3714	362	5.38	80 gal.	252	9,000 lb.	17,500 lb.	26,000 lb.	30,000 lb.	20,690 lb.	5,310 lb.
3810	362	5.38	80 gal.	260	9,000 lb.	17,500 lb.	26,000 lb.	30,000 lb.	21,150 lb.	4,850 lb.
3856	362	5.38	80 gal.	260	9,000 lb.	17,500 lb.	26,000 lb.	30,000 lb.	21,250 lb.	4,750 lb.
3911	362	5.38	80 gal.	260	9,000 lb.	17,500 lb.	26,000 lb.	30,000 lb.	23,100 lb.	2,900 lb.
3920	362	5.38	80 gal.	260	9,000 lb.	17,500 lb.	26,000 lb.	30,000 lb.	20,400 lb.	5,600 lb.

Lengths, heights, widths and dry weights are approximate. Weight will vary based on optional equipment added to the above base weight.

GAWR: Gross Axle Weight Rating is the maximum permissible weight for an axle.

GVWR: Gross Vehicle Weight Rating is the maximum permissible weight for a fully loaded motor coach.

GCWR: Gross Combination Weight Rating is the value specified by the manufacturer of the vehicle as the maximum allowable loaded weight of this motor coach and any towed trailer or towed vehicle.

UVW: Unloaded Vehicle Weight is the weight of this motorcoach as built at the factory with full fuel, engine oil and coolants. The UVW does not include cargo, fresh water, propane gas or dealer-installed accessories.

NCC: Net Carrying Capacity is the maximum weight of all occupants, including the driver, personal belongings, food, fresh water, waste water, propane gas, tools, tongue weight of towed vehicle, dealer-installed accessories, etc., that can be carried by the motorcoach.

*Specifications supplied by the chassis manufacturer.



Mahlon Miller, Newmar founder, and his wife, Irene
Matthew Miller, Newmar president, and his wife, Pam

The quiet, energetic farm town of Nappanee, Indiana is home to Newmar's owners, the Miller family. They are actively engaged in its operations, embracing employees, suppliers, dealers and customers as part of the Newmar family. The family has grown since 1968 but continues to strive for faithfulness to the tenets of its founders, including a strong community, bearing burdens for others, forgiveness, fairness, honesty, integrity, and peace with one's neighbors.



WHEN YOU KNOW THE DIFFERENCE™

NEWMAR CORPORATION
355 N DELAWARE ST
PO BOX 30
NAPPANEE IN 46550-0030
574-773-7791 Fax 574-773-2895

www.newmarcorp.com

THE NEWMAR KOUNTRY KLUB is an exclusive club for owners of fine Newmar products that offers many advantages and benefits to its members. Learn more at: www.newmarkountryklub.com.

ESTABLISHED OVER 40 YEARS AGO, Newmar is an innovator and leader in the RV manufacturing industry. Its quality craftsmanship is recognized nationally. The Newmar dealer network spans across the United States and Canada.

Call 1-800-860-0086 to be our guest for a factory tour.

(Please affix dealer stamp in this area.)

NEWMAR EXPRESS LIMITED WARRANTY

Every Bay Star & Canyon Star Gas Motor Home is backed by Newmar's one-year limited warranty/unlimited miles. Ask your Newmar dealer for details.

LIMITED FIVE-YEAR STRUCTURAL WARRANTY

If any part of your Newmar recreational vehicle superstructure (which is the steel/aluminum structure of the sidewall, roof or frame) fails to perform properly within five years from the date of purchase because of faulty workmanship or material supplied by Newmar; it will be repaired without charge for either parts or labor by Newmar. This structural warranty is available only to the original purchaser and is non-transferable.

Some features in our literature are optional. Colors and finishes are photographic representations. The actual materials may look different. Prices, specifications and floorplans are subject to change at Newmar's discretion, without prior notice or obligation. Please see your dealer for actual samples and specifications.