

Well worth  
another look.

Colton RV & Marine  
3122 Niagara Falls Blvd  
North Tonawanda, NY 14120  
(716) 694-0188  
www.ColtonRV.com

Colton RV  
3443 Southwestern Blvd.  
Orchard Park, NY 14127  
(716) 957-3250  
www.Coltonrv.com



## The View Gets Even Better

- **SAFETY & COMFORT** The diesel Mercedes-Benz® Sprinter chassis includes advanced safety features like active brake assist, lane keeping assist, and the MBUX touchscreen infotainment system with interactive voice interface, navigation, Wi-Fi hotspot and more.
- **LUXURY SPACE** Fine touches like an innovative LP/Induction cooktop, eye-catching curved cabinets, lighted soft close galley drawers and sprung-cushion dinette and sofa seats transform the interior into an upscale living experience.
- **SIMPLE SOLUTIONS** Cross-coach storage (24D, 24J) holds larger items, while the above-bed Anything Keeper™ storage stows

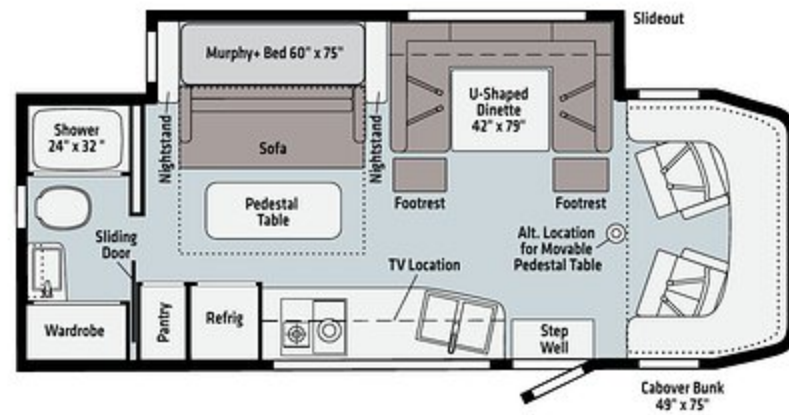
necessities. Roof port wiring access simplifies accessory wiring; available hydraulic jacks with automatic control ease set-up; and the wide running board with pet loop keeps Fido close by.

- **INSULATED SLEEPER DECK** With its premium thermal and acoustic insulation, our SuperShell™ Sleeper Deck is more comfortable and relaxing than ever.
- **EXTENDED ESCAPE** Looking for more time off the grid? Industry-leading holding tanks, standard 200W solar, Group 31 batteries (or available lithium smart batteries), and 2,000W inverter can extend your escape.

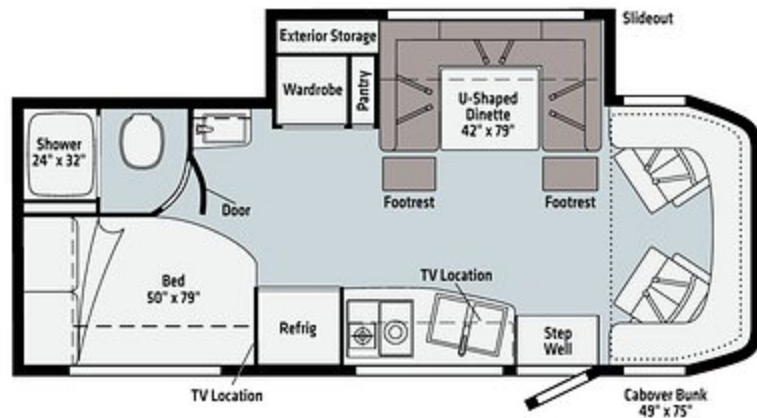
# V I E W

QUALITY INNOVATION SERVICE

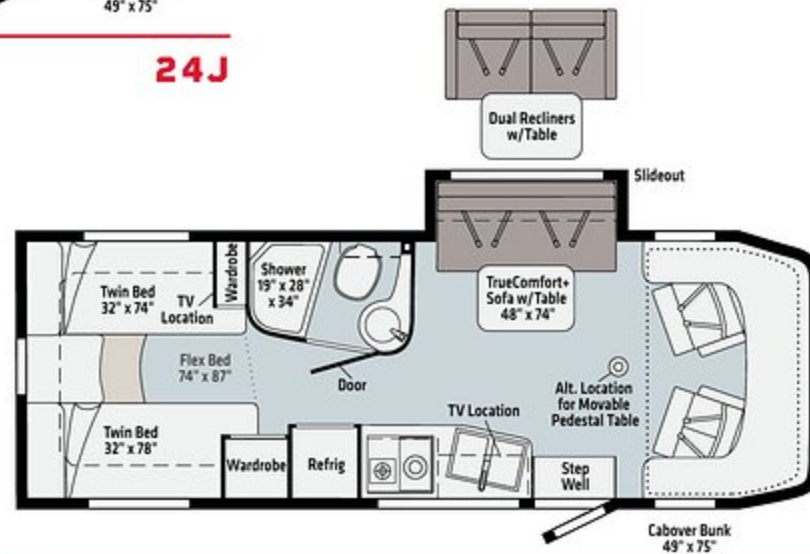




**24D**



**24J**



**24V**



Dashed lines denote overhead storage areas. Floorplans and specifications are also available online at [Winnebago.com](http://Winnebago.com)

**WEIGHTS | MEASURES**

	<b>24D</b>	<b>24J</b>	<b>24V</b>
Length	25'6"	25'6"	25'6"
Exterior Height <sup>1</sup>	11'	11'	11'
Exterior Width	7'6.25"	7'6.25"	7'6.25"
Exterior Storage <sup>2</sup> (cu. ft.)	30.0	43.0	33.6
Awning Length	16'	16'	16'
Interior Height	6'8"	6'8"	6'8"
Interior Width	7'3"	7'3"	7'3"
Freshwater Tank Capacity <sup>3</sup> (gal.)	30	37	31
Water Heater Capacity (gal.)	Continuous	Continuous	Continuous
Holding Tank Capacity - Black/Gray <sup>3</sup> (gal.)	41/41	41/41	41/41
LP Capacity <sup>4</sup> (lbs.)	50.76	50.76	50.76
Fuel Capacity (gal.)	24.5	24.5	24.5
GCWR <sup>5</sup> (lbs.)	15,250	15,250	15,250
GVWR (lbs.)	11,030	11,030	11,030
GAWR - Front (lbs.)	4,410	4,410	4,410
GAWR - Rear (lbs.)	7,720	7,720	7,720
Wheelbase	170"	170"	170"

Note: Dimensions shown are for sleeping and shower space only and may vary due to styling differences.

1. The height of each model is measured to the top of the tallest standard feature and is based on the curb weight of a typically equipped unit. The actual height of your vehicle may vary by several inches depending on chassis or equipment variations. Please contact your dealer for further information.
2. The load capacity of your motorhome is designated by weight, not by volume, so you cannot necessarily use all available space when loading your motorhome.
3. Capacities are based on measurements prior to tank installation. Slight capacity variations can result due to installation applications.
4. Capacities shown are tank manufacturer's listed water capacity (W.C.) Actual filled LP capacity is 80% of listing due to overfilling prevention device on tank.
5. Actual towing capacity is dependent upon your particular loading and towing circumstances, which includes the GVWR, GAWR and GCWR as well as adequate trailer brakes. Please refer to the Operator's Manual of your vehicle for further towing information.

Because features, specifications, equipment, and options may vary from those highlighted in this brochure, the buyer is responsible for confirming with the dealer the features, specifications, equipment, and options included on their specific vehicle. In addition, Winnebago's program of continuous product improvement may result in changes to vehicle specifications, equipment, model availability, and price without notice.