

# REFLECTION<sup>®</sup>


**FIFTH WHEELS & TRAVEL TRAILERS**



**GRAND DESIGN<sup>®</sup>**  
RECREATIONAL VEHICLES



## ARCTIC 4-SEASONS PROTECTION PACKAGE



Note: Testing was performed in a temperature controlled chamber, with temperatures ranging from 0°F to +100°F, and does not account for variables such as wind, humidity, and altitude. Due to the number of potential variables, temperatures reported during testing may differ from temperatures achieved during actual use of the unit in nature.



Reflection's design has been put to the test in extreme temperatures ranging from ZERO to 100+ degrees. Third party extreme cold testing showed that the Reflection remained functional and achieved very comfortable temperatures.

### MAXIMUM HEATING POWER

A high performance furnace and fireplace combine to deliver 40,000 BTU's or more of heating power.† † (Model Specific)

### MAXIMUM FUNCTION

Heated Holding Tanks and Enclosed Low Point Drains  
Heated Utility Center & Storage Bay  
Dual Attic Vents  
Enclosed Gate Valves

**NEW FEATURE!**

**Thermostatically Controlled 12V Tank Heaters**



## CONTROL IN THE PALM OF YOUR HAND.



### CONTROL YOUR RV

Control lighting, slide-outs, leveling and awnings from the palm of your hand



### REAL-TIME DIAGNOSTICS

Compass Connect can notify you of system status, low battery voltage, and leveling issues



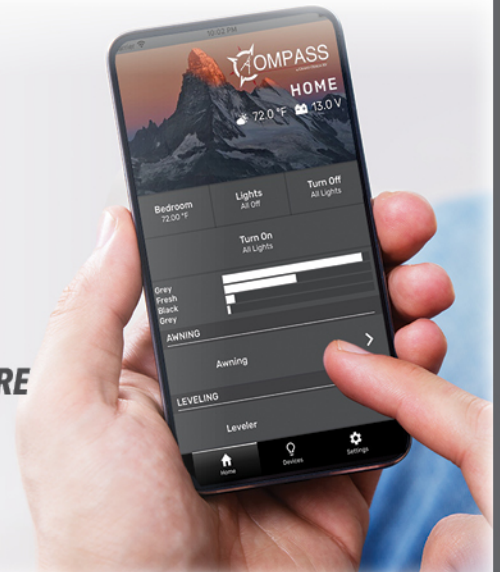
### STAY INFORMED

Receive custom notifications such as maintenance reminders and tips on your RV



### TIRE PRESSURE & TEMPERATURE MONITORING SYSTEM

Tire-Linc now comes standard on all Reflections and connects to Compass Connect App



# RAISING THE BAR IN CUSTOMER SERVICE 3 YEAR STRUCTURAL WARRANTY

### LIMITED STRUCTURAL WARRANTY

Every Grand Design RV is backed with a class leading 3-year limited structural warranty.

### COMPONENT SUPPLIER WARRANTIES

By selecting suppliers with similar philosophies, many components used on our coaches also carry an extended warranty through the component manufacturer.

### TIRE WARRANTY

(5 Years w/12 Month no questions asked replacement for manufacturer defects)

### CHASSIS (3 Years)

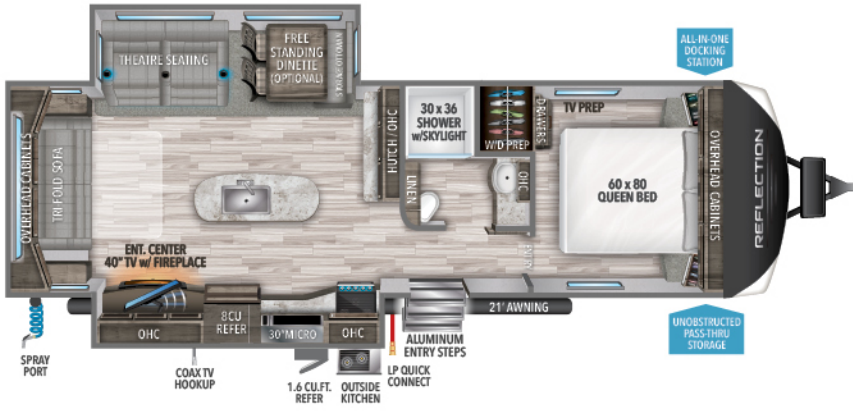
(Main Steel Frame, Steel Frame Outriggers and Cross Members)

### AXLES (5 Years)

### EXTERIOR GRAPHICS (5 Years)

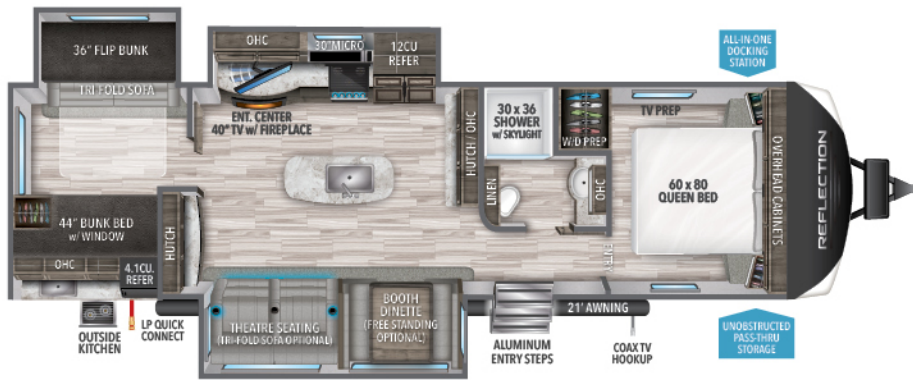
### ROOF COVERING (18 Years)





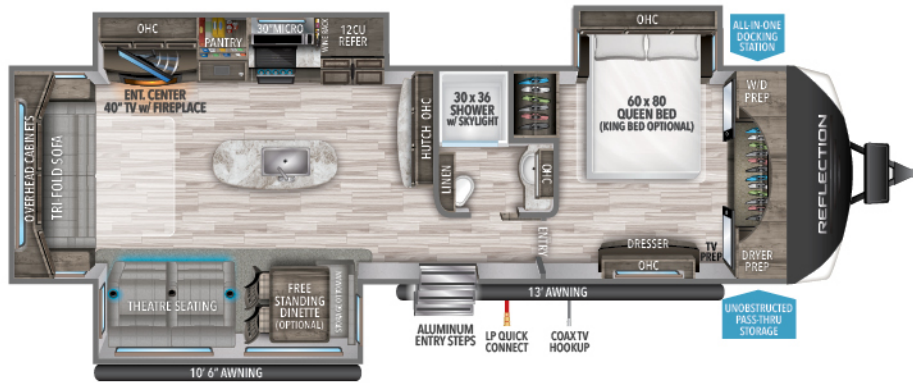
**297RSTS**

UVW <sup>1</sup>	HITCH <sup>1</sup>	LENGTH <sup>2</sup>	HEIGHT	CAPACITY
8,096	824	33' 11"	11' 6"	60 86 43



**312BHTS**

UVW <sup>1</sup>	HITCH <sup>1</sup>	LENGTH <sup>2</sup>	HEIGHT	CAPACITY
9,291	995	37' 4"	11' 8"	60 86 43



**315RLTS**

UVW <sup>1</sup>	HITCH <sup>1</sup>	LENGTH <sup>2</sup>	HEIGHT	CAPACITY
9,297	1,065	37' 11"	11' 8"	60 118 43



UNIVERSAL DOCKING STATION



MAXIMUM HEADROOM



UNOBSTRUCTED PASS-THRU STORAGE



WASHER/DRYER PREP



30" STAINLESS STEEL MICROWAVE



DUCTLESS "EVENFLOW" HEATING SYSTEM (NO VENTS IN FLOOR)



ROOF MOUNTED SOLAR PREP



GOODYEAR ENDURANCE TIRES



FOR MORE INFORMATION  
SCAN THE QR CODE USING YOUR  
MOBILE PHONE CAMERA APP

FLOORPLANS



CONSTRUCTION



BUILD & PRICE



<sup>1</sup> Based on average weight of the standard build. <sup>2</sup> Hitch to rear

# 150 SERIES FIFTH WHEELS



## 150 SERIES

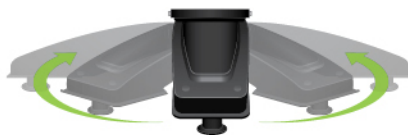
Reflection 150 Series 295RL w/Turning Point Pin Box engaged

### HIGHLIGHTED FEATURES



#### MORRYDE CRE3000 SUSPENSION SYSTEM

Smoother towing, improved towability and better protection from damaging road shock



#### TURNING POINT SWIVEL PIN BOX

90° turning radius without a slider hitch in a 5.5 ft truck bed.



#### WINEGARD 360+ ANTENNA W/WIFI PREP

All-in-one solution for your Internet, TV, and FM signal needs!

### TOP FEATURES



UNIVERSAL  
DOCKING STATION



USB CHARGING  
STATION



UNOBSTRUCTED  
PASS-THRU STORAGE



ONE-TOUCH  
AUTO LEVELING



ROOF MOUNTED  
SOLAR PREP



GOODYEAR  
ENDURANCE TIRES

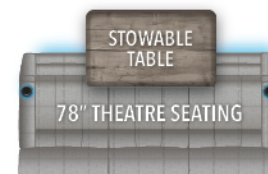


2" RECEIVER  
HITCH UPGRADE  
300lb / 3000lb

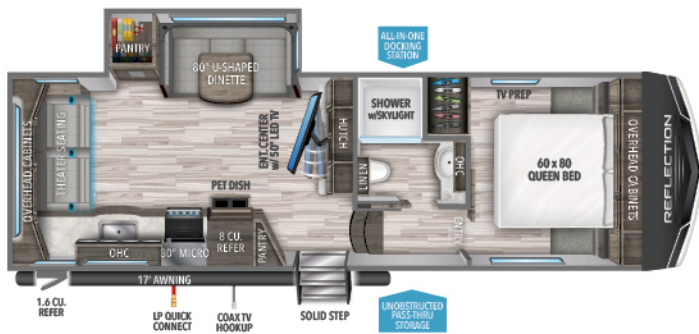


DUCTLESS "EVENFLOW"  
HEATING SYSTEM  
(NO VENTS IN FLOOR)

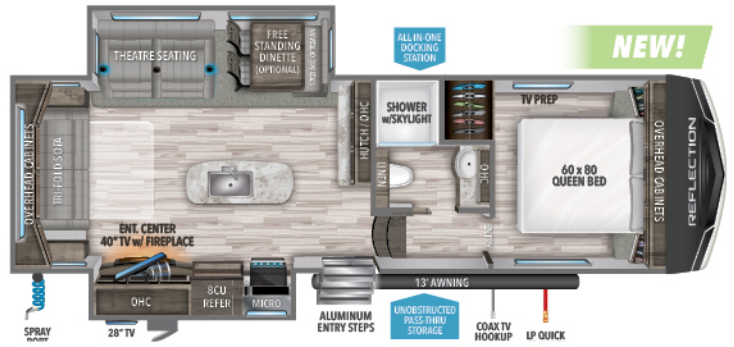
78" THEATER SEATING  
IPO BOOTH OPTION  
(278BH ONLY)



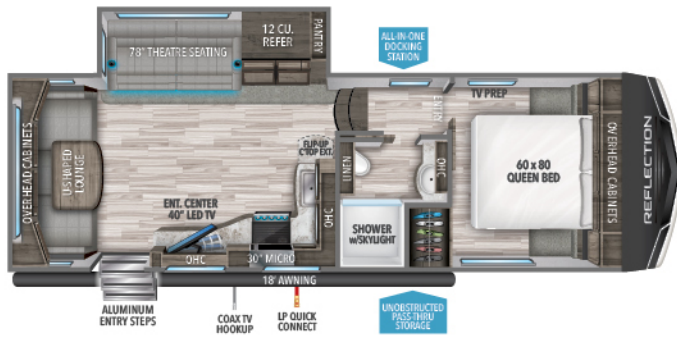
STOWABLE  
TABLE  
78" THEATRE SEATING



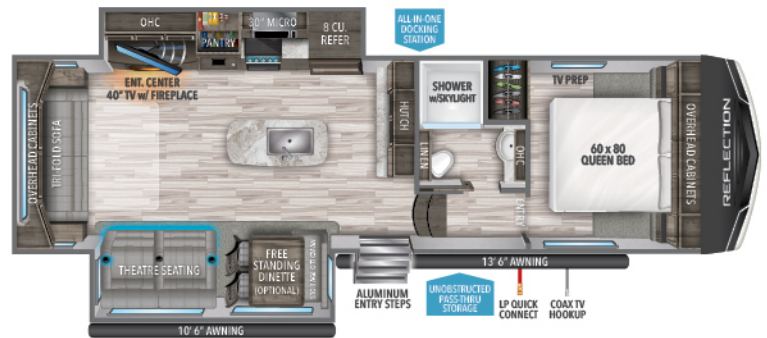
**240RL**    UVW<sup>1</sup> **7,691**    HITCH<sup>1</sup> **1,222**    LENGTH<sup>2</sup> **29' 11"**    HEIGHT<sup>3</sup> **12' 0"**    CAPACITY **62 78 39**



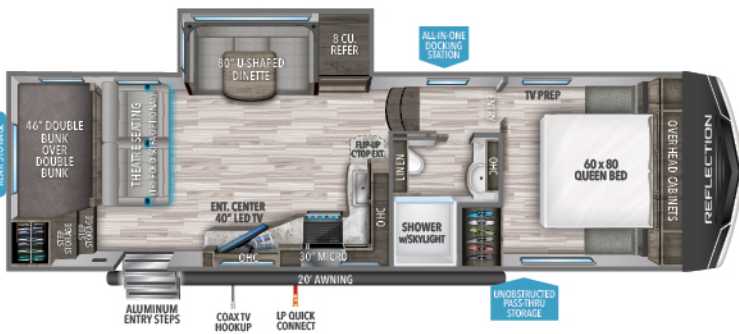
**280RS**    UVW<sup>1</sup> **8,491**    HITCH<sup>1</sup> **1,310**    LENGTH<sup>2</sup> **30' 11"**    HEIGHT<sup>3</sup> **12'**    CAPACITY **62 78 39**



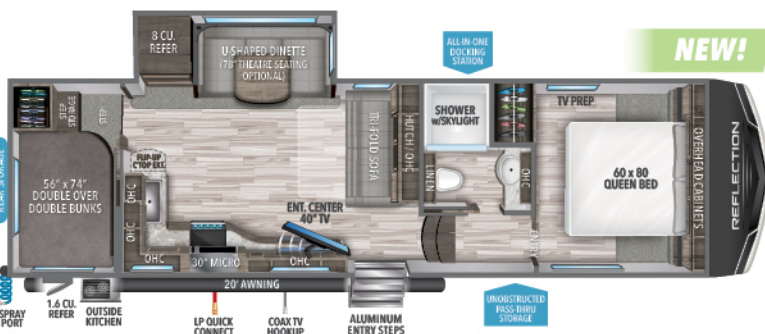
**260RD**    UVW<sup>1</sup> **7,306**    HITCH<sup>1</sup> **1,325**    LENGTH<sup>2</sup> **29' 9"**    HEIGHT<sup>3</sup> **12' 0"**    CAPACITY **62 71 39**



**295RL**    UVW<sup>1</sup> **8,794**    HITCH<sup>1</sup> **1,391**    LENGTH<sup>2</sup> **32' 9"**    HEIGHT<sup>3</sup> **12' 4"**    CAPACITY **62 78 39**



**268BH**    UVW<sup>1</sup> **7,791**    HITCH<sup>1</sup> **1,274**    LENGTH<sup>2</sup> **31' 11"**    HEIGHT<sup>3</sup> **12' 0"**    CAPACITY **62 71 39**



**278BH**    UVW<sup>1</sup> **8,295**    HITCH<sup>1</sup> **1,338**    LENGTH<sup>2</sup> **32' 11"**    HEIGHT<sup>3</sup> **12'**    CAPACITY **62 78 39**

**GDRV4LIFE.com**

COMMUNITIES

LATEST NEWS

RALLIES



FOR MORE INFORMATION  
SCAN THE QR CODE USING YOUR  
MOBILE PHONE CAMERA APP

FLOORPLANS



CONSTRUCTION



BUILD & PRICE



<sup>1</sup> Based on average weight of the standard build. <sup>2</sup> Hitch to rear <sup>3</sup> Listed height does not include 2nd AC.

# FIFTH WHEELS



## HIGHLIGHTED FEATURES



### MORRYDE CRE3000 SUSPENSION SYSTEM

Smoother towing, improved towability and better protection from damaging road shock



### WINEGARD 360+ ANTENNA W/WIFI PREP

All-in-one solution for your Internet, TV, and FM signal needs!

## TOP FEATURES



**CHEF'S KITCHEN**  
30" STAINLESS MICRO AND RESIDENTIAL COOKTOP



**GOODYEAR E-RATED TIRES**



**2" RECEIVER HITCH UPGRADE**  
300lb / 3000lb



**MOTION SENSOR LED LIGHTING**



**UNOBSTRUCTED PASS-THRU STORAGE**



**15+ OUTLETS THROUGHOUT INTERIOR**



**UNIVERSAL DOCKING STATION**



**ROOF MOUNTED SOLAR PREP**



**MAX TURN RADIUS FRONT CAP**



**DUCTLESS "EVENFLOW" HEATING SYSTEM (NO VENTS IN FLOOR)**



**USB CHARGING STATION**



**50 AMP ELECT. SERVICE**

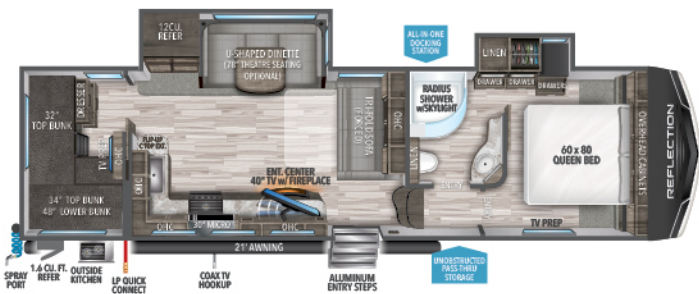


**35,000 BTU FURNACE**

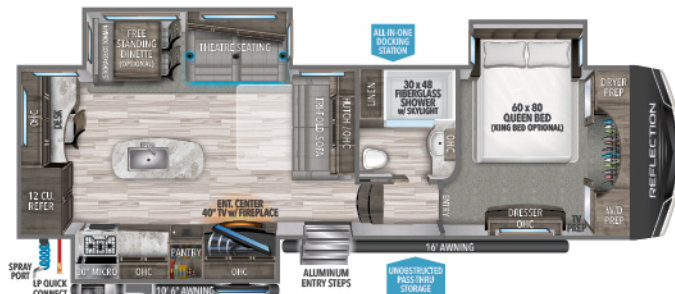
**78" THEATER SEATING IPO BOOTH OPTION (28BH ONLY)**



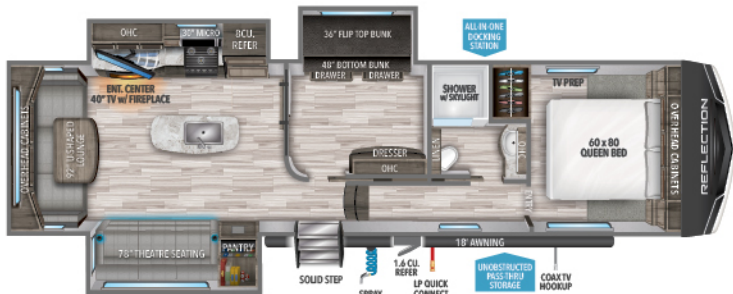
Because of our commitment to continuous product improvement, Grand Design Recreational Vehicles reserves the right to change components, standards, options, specifications, and materials without notice and at any time. Photos may show optional equipment which may not be included in the standard purchase price of the featured unit. Be sure to review current product details with your local dealer before purchasing. Rev 10.08.20



**28BH**    UVW<sup>1</sup> **8,997**    HITCH<sup>1</sup> **1,592**    LENGTH<sup>2</sup> **34' 8"**    HEIGHT<sup>3</sup> **12' 3"**    CAPACITY **80 86 43**



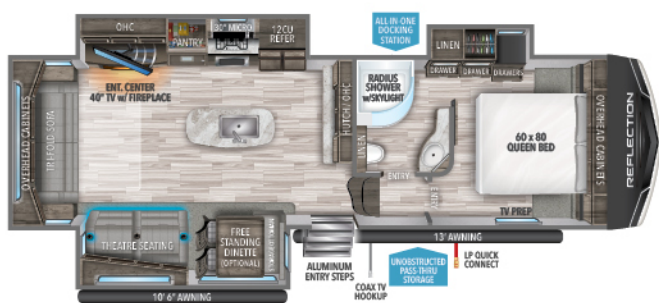
**320MKS**    UVW<sup>1</sup> **10,495**    HITCH<sup>1</sup> **2,040**    LENGTH<sup>2</sup> **34' 8"**    HEIGHT<sup>3</sup> **12' 6"**    CAPACITY **80 94 47**



**31MB**    UVW<sup>1</sup> **9,778**    HITCH<sup>1</sup> **1,834**    LENGTH<sup>2</sup> **36' 2"**    HEIGHT<sup>3</sup> **12' 3"**    CAPACITY **80 75 43**



**337RLS**    UVW<sup>1</sup> **10,697**    HITCH<sup>1</sup> **2,090**    LENGTH<sup>2</sup> **35' 6"**    HEIGHT<sup>3</sup> **12' 6"**    CAPACITY **80 87 47**



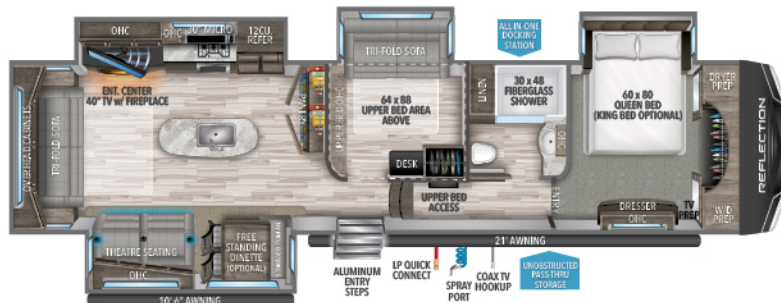
**303RLS**    UVW<sup>1</sup> **9,694**    HITCH<sup>1</sup> **1,796**    LENGTH<sup>2</sup> **32' 9"**    HEIGHT<sup>3</sup> **12' 3"**    CAPACITY **80 87 47**



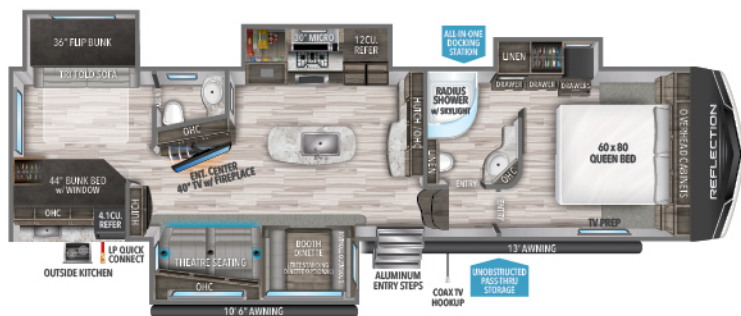
**340RDS**    UVW<sup>1</sup> **10,704**    HITCH<sup>1</sup> **2,040**    LENGTH<sup>2</sup> **35' 11"**    HEIGHT<sup>3</sup> **12' 6"**    CAPACITY **80 87 47**



**310RSL**    UVW<sup>1</sup> **9,538**    HITCH<sup>1</sup> **1,872**    LENGTH<sup>2</sup> **33' 10"**    HEIGHT<sup>3</sup> **12' 3"**    CAPACITY **80 94 47**



**367BHS**    UVW<sup>1</sup> **12,474**    HITCH<sup>1</sup> **2,499**    LENGTH<sup>2</sup> **41' 0"**    HEIGHT<sup>3</sup> **12' 8"**    CAPACITY **80 94 47**



**311BHS**    UVW<sup>1</sup> **11,185**    HITCH<sup>1</sup> **2,197**    LENGTH<sup>2</sup> **36' 10"**    HEIGHT<sup>3</sup> **12' 3"**    CAPACITY **80 87 87**



**FOR MORE INFORMATION**  
SCAN THE QR CODE USING YOUR  
MOBILE PHONE CAMERA APP

FLOORPLANS



CONSTRUCTION



BUILD & PRICE



<sup>1</sup> Based on average weight of the standard build. <sup>2</sup> Hitch to rear <sup>3</sup> Listed height does not include 2nd AC.

# WE STRIVE FOR NOTHING LESS THAN CUSTOMERS FOR LIFE!



Thank you for taking the time to tour our coach.

We would like to share what sets Grand Design RV apart from all other RV manufacturers and why this difference is important to you.

My close friends and I were part of an ownership team at a travel trailer, fifth wheel company that grew to become one of the largest RV manufacturers in the world. While proud of this accomplishment, it became difficult to stay in touch with customers, employees, and ultimately the quality of the final product. It became obvious, there was a better way.

In 2012 we started with a mission to build a better RV company. A company with a culture that desires a long-term, personal connection with customers, employees and dealers – that company became Grand Design RV. Our business model of doing the right thing has led us to many years of unparalleled growth.

At Grand Design we are customer centered and everything we do daily revolves around you. Our goal is simple – continue to lead the industry with quality, innovative products while striving to improve our customers' RV experience before, during and after their purchase. We strive for nothing less than customers for life and I would be honored to personally welcome you to the Grand Design family.

Warmest Regards,

President / CEO / Co-Founder

## 2019 GOLD AWARD WINNER IN ALL 3 CATEGORIES!



TRAVEL TRAILERS



FIFTH WHEELS



TOY HAULERS

### LONG TERM VALUE

Everything we do at our company is designed to build long-term value in what we offer our customers, "More features and superior value for your dollar."

### CUSTOMER CENTERED

Our focus, from the very first day we opened our doors, revolves around our customers. Your satisfaction is our future. GDRV4Life!

### STAYING CONNECTED

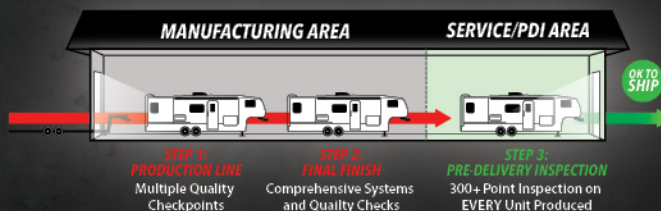
Magic happens when the CEO and Senior Management actively work with the production facilities to help build the team and develop products.

### EXPERIENCED WORKFORCE

Our local workforce has been hand-picked and has an excellent reputation for second-to-none industry craftsmanship.

### RAISING THE QUALITY BAR

We put every Grand Design RV through a series of quality inspection gates during the manufacturing process. Once completed, the unit undergoes a comprehensive "final finish" inspection. At this point, most manufacturers ship their coaches to the dealer for retail sale. We aren't most manufacturers. Every one of our coaches is moved to a PDI (Pre-Delivery Inspection) area where they are put through a rigorous 300+ point inspection checklist. It is only after this PDI that we certify a unit ready to ship to our dealers.



### SUPERIOR SERVICE

Anything built by humans that travels down the open road is subject to issues. It's how those issues are addressed that makes Grand Design so special to our owners. Visit the independent owners page on Facebook (Grand Design RV Owners) and see for yourself. We take care of our customers after the sale. An informed customer will be a Grand Design customer!

### CLASS LEADING WARRANTY

We back every one of our coaches with a 3-year limited structural warranty.

REV 10.08.20

Colton RV  
North Tonawanda, NY 14120  
(716) 694-0188  
(800) 628-4889  
www.ColtonRV.com

Colton RV  
Orchard Park, NY 14127  
(716) 957-3250  
(800) 628-4889  
www.Coltonrv.com

Grand Design RV was created in 2012 and founded by current CEO, Don Clark and brothers Ron and Bill Fenech (Representing over 80 combined years of experience in the RV Industry).

11333 County Road 2 | Middlebury, IN 46540 | 574-825-8000 | GrandDesignRV.com