



REDWOOD

RESIDENTIAL VEHICLES





38RD Living Area in Rustic Cherry

From the beginning, Redwood has been a unique company building unique products. Redwood holds the distinction of being the only RV company started from the ground up by THOR Industries. The product of highly-experienced minds in the RV industry, Redwood quickly has become a flagship for luxury fifth wheels.

We at Redwood believe that greatness is in the details. That's why from the beginning we have relied on our Redwood owners and fellow RVers to help shape and define Redwood from generation to generation. Many of the features Redwood has offered from the beginning were formed by direct input from full-time RVers and can be found nowhere else. Our continuous commitment to research, development, and customer feedback is what defines our past, present, and future.

Thank you for your consideration of our product.

MEET THE COOPERS...

**Most fifth wheels are designed by people who will never use them.
Redwood isn't "most" fifth wheels...**

It was apparent from the very beginning that we couldn't build a full-time fifth wheel without the help of full-timers. We still hold to this belief today. That's where the Coopers come in.

For Terry and Evada "Lady E" Cooper, full-time RVing isn't just a lifestyle - it's a profession. Terry is a RVDA/RVIA Master Certified Technician and professional instructor. He also happens to be President of the National RV Inspectors Association. Lady E is a gourmet chef who has made RV cooking her passion - writing cookbooks and maintaining a blog dedicated to full-time living. The Coopers have chosen Redwood as their home.

Terry gives us valuable insight into the design of our fifth wheels, and every Redwood kitchen and interior gets Lady E's stamp of approval.

Redwood's partnership with the Coopers is just one more way we dedicate ourselves to producing the best equipped, well-made full-time fifth wheel on the market.



38RD Kitchen in Rustic Cherry



38RL Living Area/Kitchen in Urban Clay



39FL Kitchen in Rustic Cherry



31SL Living Area in Rustic Cherry



Kitchen Pantry in Urban Clay

SPOTLIGHT: 39MB WINE BAR

Redwood's best-selling floor plan just got more entertaining!

Friends will be in awe when they see your fully-stocked wine bar. After all - fifth wheels don't have those right? Wrong. A beverage chiller, wine glass rack, and plenty of extra storage make this floor plan the envy of campgrounds everywhere.

Cocktail hour never saw this coming...



39MB Dining Area in Urban Clay



Bathroom for Two



Wine Bar

THE ULTIMATE LUXURY VEHICLE



Black & Maroon

Black & Silver

Tan & Burgundy

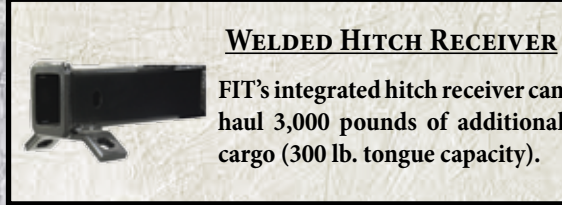
Black & Tan

A CUSTOM FIT FOR YOU

Falcon Integrated Technology (FIT) ensures quality down to the smallest of details. All components of the FIT chassis system are sourced from a single manufacturer, producing one of the industry's most sought-after foundations.

Additionally, having a custom chassis system from a single manufacturer eliminates worries down the road. One single point of contact makes it easier for owners to understand and easier for servicing dealers to get answers and solutions.

EVERY GOOD HOME NEEDS A FIT FOUNDATION



WELDED HITCH RECEIVER

FIT's integrated hitch receiver can haul 3,000 pounds of additional cargo (300 lb. tongue capacity).



HYDRAULIC SLIDE-OUT SYSTEM

The gold standard for hydraulic slide-out systems, Falcon provides years of worry-free operation and makes us distinct among the competition.



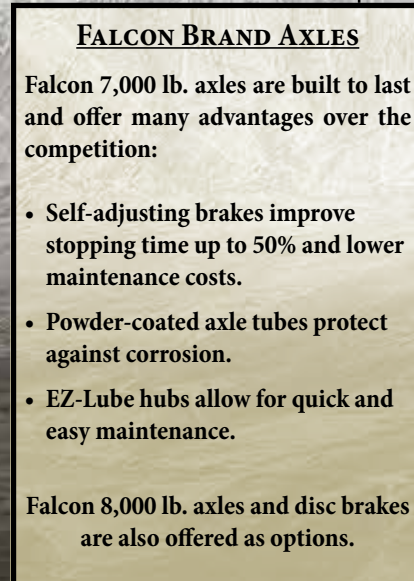

WASTEMASTER SYSTEM

New for 2016, the WasteMaster waste management system features an industrial CAM lock waste hose with integrated valve for easy dumping. Onboard dedicated storage is included.



TRAIL AIR ROTA-FLEX PIN BOX

The FIT chassis system comes standard with the Trail Air Rota-Flex pivoting head pin box. The Rota-Flex utilizes a rubberized compound that absorbs vibration and reduces chucking - giving you an improved ride.

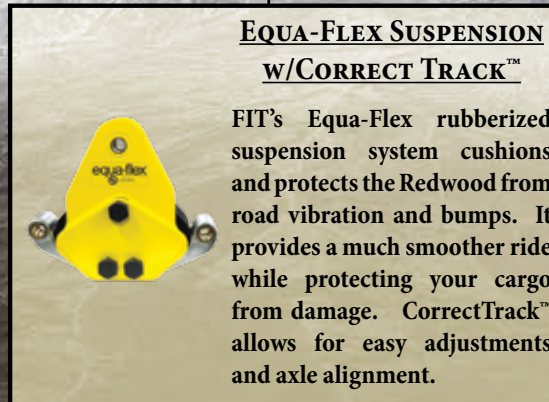


FALCON BRAND AXLES

Falcon 7,000 lb. axles are built to last and offer many advantages over the competition:

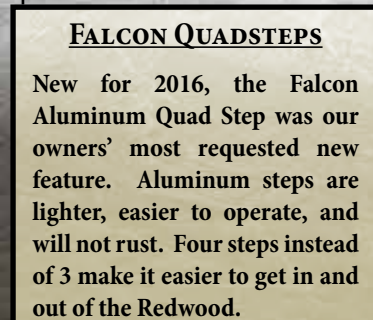
- Self-adjusting brakes improve stopping time up to 50% and lower maintenance costs.
- Powder-coated axle tubes protect against corrosion.
- EZ-Lube hubs allow for quick and easy maintenance.

Falcon 8,000 lb. axles and disc brakes are also offered as options.



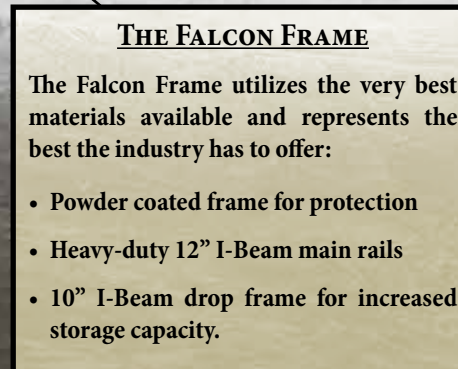
EQUA-FLEX SUSPENSION W/CORRECT TRACK™

FIT's Equa-Flex rubberized suspension system cushions and protects the Redwood from road vibration and bumps. It provides a much smoother ride while protecting your cargo from damage. CorrectTrack™ allows for easy adjustments and axle alignment.



FALCON QUADSTEPS

New for 2016, the Falcon Aluminum Quad Step was our owners' most requested new feature. Aluminum steps are lighter, easier to operate, and will not rust. Four steps instead of 3 make it easier to get in and out of the Redwood.



THE FALCON FRAME

The Falcon Frame utilizes the very best materials available and represents the best the industry has to offer:

- Powder coated frame for protection
- Heavy-duty 12" I-Beam main rails
- 10" I-Beam drop frame for increased storage capacity.

6-PT. HYDRAULIC AUTO LEVEL

Gone are the days of boards, blocks, and backaches. Every Redwood comes standard with a fully-automatic 6-pt. hydraulic Level Up system. With the touch of a button (and in less than a minute), you can be leveled and ready to relax. When you're ready to go again, a memory function returns the pinbox to the height of your truck's hitch.



OPTIONAL AIR-RIDE HITCH

For the ultimate ride, upgrade to the Trail Air Tri-Glide hitch system. This optional hitch is the first air spring system to both reduce chucking and control vertical bounce - making it ride like a cloud. Just don't forget it's back there!

INSULATION COMPONENTS

Floor

Subfloor

1. F.I.T. Frame
2. AstroFoil Insulation
3. Corrugated Underbelly

Floor

4. Shaw Residential Carpet
5. Residential Carpet Pad
6. Congoleum Vinyl Flooring
7. 5/8" Tongue-in-Groove Plywood
8. 3" Welded Aluminum Frame
9. AstroFoil Insulation
10. 2 Layers Batten Insulation
11. Darco Moisture Barrier

Bath Deck

12. 5/8" Tongue-in-Groove Plywood
13. AstroFoil & Batten Insulation
14. 3" Welded Aluminum Frame
15. Finished Pass-Thru Ceiling

Sidewalls

16. High-Gloss T60 Fiberglass
17. Double Luan Backer
18. 2" Welded Aluminum Frame
19. Sanded Block Foam Insulation
20. Interior Wall Board

Slide Outs

21. Laminated Outside Wall

22. Slide End Walls
 - Fiberglass Layer
 - Batten Insulation
 - AstroFoil Insulation

23. Slide Roof

- Alpha Ply Roofing
- Batten Insulation
- AstroFoil Insulation

24. Slide Floor

- AstroFoil Insulation
- Darco Moisture Barrier

Front/Rear Caps

25. 2 Layers Batten Insulation
26. AstroFoil Insulation
27. Molded Fiberglass Cap

Roof

28. Alpha Ply Roofing
29. 3/8" Roof Decking
30. AstroFoil Insulation
31. Stamped Steel Roof Trusses
32. 2 Layers Batten Insulation
33. Interior Ceiling Board

CONSTRUCTED FOR FULL-TIME LIVING



3 LAYERS OF PROTECTION

Sanded Block Foam

Much like a styrofoam coffee cup, sanded block foam is an excellent insulator in both warm and cold conditions. If a 2mm thick coffee cup can keep piping hot coffee from burning your hand, just imagine how well 2 inches of this material keeps your Redwood insulated!



Fiberglass Batten Insulation

Any well-constructed home will employ fiberglass batten insulation due to its outstanding thermal efficiency. Redwood utilizes Ecobatt® insulation - a phenol-free, formaldehyde-free, and acrylic-free form of fiberglass batten insulation.



Radiant Technology Foil

Many of Redwood's full-time capabilities are owed to radiant foil. This space-age material acts as a reflective thermal barrier, reflecting an astounding 97% of radiant heat. This serves to reflect heat away from the Redwood in warmer weather, as well as reflect heat back inside in cooler weather.



FLOOR PLANS



31SL

Ship Weight: 12,120 lbs.
GVWR: 16,500 lbs.
Carrying Cap.: 4,380 lbs.
Hitch Weight: 2,265 lbs.
Axle Weight: 9,855 lbs.

Ext. Length: 34' 9"
Height w/AC: 13' 2"
Tank Capacities: 104/90/45
Tire Size: 235/85 R16 "G"



38GK

Ship Weight: 14,078 lbs.
GVWR: 16,500 lbs.
Carrying Cap.: 2,422 lbs.
Hitch Weight: 2,594 lbs.
Axle Weight: 11,484 lbs.

Ext. Length: 41' 5"
Height w/AC: 13' 2"
Tank Capacities: 104/90/45
Tire Size: 235/85 R16 "G"



39MB

Ship Weight: 13,996 lbs.
GVWR: 16,500 lbs.
Carrying Cap.: 2,504 lbs.
Hitch Weight: 2,274 lbs.
Axle Weight: 11,722 lbs.

Ext. Length: 41' 8"
Height w/AC: 13' 2"
Tank Capacities: 104/90/90
Tire Size: 235/85 R16 "G"

Slide-in-Slide Option
Nearly Doubles Floor Space in
Front of the Bed!

Available on:
31SL, 36RL, 38RL, 38RD
38GK (std.), 39MB

KING Bed Slide-in-Slide
Available on:
38RL, 38GK



*For illustrative purposes only
Features vary by floor plan*



36RL

Ship Weight: 12,970 lbs.
GVWR: 16,500 lbs.
Carrying Cap.: 3,530 lbs.
Hitch Weight: 2,580 lbs.
Axle Weight: 10,390 lbs.

Ext. Length: 38' 11"
Height w/AC: 13' 2"
Tank Capacities: 104/90/45
Tire Size: 235/85 R16 "G"



38RD

Ship Weight: 13,720 lbs.
GVWR: 16,500 lbs.
Carrying Cap.: 2,780 lbs.
Hitch Weight: 2,400 lbs.
Axle Weight: 11,320 lbs.

Ext. Length: 41' 5"
Height w/AC: 13' 2"
Tank Capacities: 104/90/45
Tire Size: 235/85 R16 "G"



39MB Wine Bar

Ship Weight: 13,996 lbs.
GVWR: 16,500 lbs.
Carrying Cap.: 2,504 lbs.
Hitch Weight: 2,274 lbs.
Axle Weight: 11,722 lbs.

Ext. Length: 41' 8"
Height w/AC: 13' 2"
Tank Capacities: 104/90/90
Tire Size: 235/85 R16 "G"



38RL

Ship Weight: 13,672 lbs.
GVWR: 16,500 lbs.
Carrying Cap.: 2,828 lbs.
Hitch Weight: 2,478 lbs.
Axle Weight: 11,194 lbs.

Ext. Length: 41' 5"
Height w/AC: 13' 2"
Tank Capacities: 104/90/45
Tire Size: 235/85 R16 "G"




39FL

Ship Weight: 13,904 lbs.
GVWR: 16,500 lbs.
Carrying Cap.: 2,596 lbs.
Hitch Weight: 2,196 lbs.
Axle Weight: 11,708 lbs.

Ext. Length: 41' 10"
Height w/AC: 13' 2"
Tank Capacities: 104/90/45
Tire Size: 235/85 R16 "G"



More Coming Soon!



Scan with your phone
or tablet for more info!

**Visit RedwoodRV.com for the most
current floor plans and info!**

Décor Selections



Rustic Cherry

Godiva



Rustic Cherry

Coastal Trail



Rustic Cherry

Urban Clay

Tudor



Urban Clay

Caramel



Urban Clay

Pewter

STANDARD FEATURES

Kitchen & Appliances

- Solid Cherry Hardwood Cabinetry
- Stiles Pre-Drilled & Screwed Together
- Residential Sized Storage Drawers
- Pots & Pans Storage
- Full-Extension Ball-Bearing Drawer Guides
- Residential Hidden Hinges
- EGS Steel Backed Cabinet Anchors
- Large Residential Pantry w/ Appliance Garage & 110v Outlet
- Corian® Countertops
- Corian® Sink & Stove Covers
- Corian® Backsplash w/ Shelf
- Oversized 60/40 Stainless Steel Sink
- High Rise Faucet w/Pull Out Sprayer
- Over-Island Lighting
- 12 cu. ft. Norcold S/S Refrigerator w/ Ice Maker
- 3-Burner Flush Mount Stainless Stove
- 22" Deluxe Stainless Baker's Oven
- 30" Stainless OTR Convection Microwave w/ Exhaust Fan

Bedroom

- 60" x 80" iCool™ Gel Foam Mattress
- 110v Outlets on Both Sides of Bed
- LED HDTV
- Residential Dresser w/ Drawers
- Walk-In Closet with Shelving (8 ft. wide)
- Night Roller Shades
- 2nd 15k BTU A/C w/Heat Pump (Mandatory Opt.)

Living Area

- Diamond Collection Furniture Package:
 - Residential Sofa (Hide-a-Bed option)
 - Residential Wall-Hugger Recliners
 - Buffet -Style Adjustable Dinette w/ Leaf Extension
 - 2 Premium Dinette Chairs
 - 2 Folding Dinette Chairs
- Day/Night Roller Shades
- Pull-Out Desk (Most models)
- LG® LED HDTV
- Jensen® AM/FM/CD/DVD/MP3/ Bluetooth Entertainment System w/ Surround Sound & Subwoofer
- Pre-wired for Winegard® Satellite Systems
- Ceiling Fan

Bathroom

- One Piece Fiberglass Shower
- Domed Skylight in Shower
- Porcelain Foot Flush Toilet
- Heat & A/C Duct in Bathroom
- Power Roof Vent
- Adjustable Handheld Shower Head

General Interior

- Energy Management System (EMS)
- LED Recessed Ceiling & Accent Lights
- Solid Hardwood Slide Fascia
- 7+ Foot Interior Slide Room Height
- 15,000 BTU WhisperQuiet A/C (w/Heat Pump - Mandatory Opt.)
- 40,000 BTU Furnace
- Shaw® Residential Carpet w/ Pad
- Hand-Laid Vinyl Tile
- Central Vacuum

Construction

Chassis

- Custom FIT Chassis
 - Falcon 12"/10" I-Beam Drop Frame
 - Roto-Flex Pin Box
 - Falcon Hydraulic Slide Out System w/ Manual Override (Main Slides)
 - Falcon 7,000 lb. Axles
 - Equa-Flex Suspension System w/Correct Track
 - 6-Point Hydraulic Jacks w/Auto Leveling
 - Falcon Aluminum 4-Step Entry
 - Falcon 2" (3,000 lb.) Receiver Hitch

Sidewalls

- 2" Laminated Wall
- Sanded Block Foam Insulation
- Double Welded Aluminum Frame
- Double Luan Backer
- T60 High-Gloss Gel Coat Fiberglass

Floor

- 5/8" Tongue & Groove Plywood
- 3" Aluminum Subfloor - 11" on Center
- 2 Layers of Batten Fiberglass Insulation
- 2 Layers of Flex Foil Insulation
- Darco Moisture Barrier
- Corrugated PVC Enclosure
- Fully Enclosed & Heated Underbelly

Roof

- One Piece Alpha-Ply Roof Material
- 5" Galvanized Stamped Steel Trusses
- Double Trusses at each A/C
- 3/8" Plywood Roof Decking
- 2 Layers of Batten Fiberglass Insulation
- 1 Layer of Flex Foil Insulation
- Fully Walkable

General Exterior

- Straight Roof Line (Luxury Profile)
- Front & Rear Insulated Fiberglass Caps
- LED Pin Box Light
- Exterior Docking Station w/ All Hookups & Black Tank Flush
- Wastemaster Waste Management System
- Slam Latch Baggage Doors
- Fully Finished, Heated, & Insulated Pass-Through Storage
- Rear Trunk Storage
- 104 Gallon Fresh Tank
- (2) 45 Gallon Grey Tanks
- 45 Gallon Black Tank
- Furnace-Heated Tank System
- 12 gal. DSI Hot Water Heater
- Enclosed & Heated PEX Water Lines
- Seamless Residential Heat Ducts
- Radius Whole-House A/C Ducting
- Kinro® Frameless Windows
- Carefree Adjustable Awning w/ LED Lights
- Exterior Speakers
- Progressive 90 Amp/12v DC Power Converter
- 50 Amp Detachable Power Cord
- 110v Exterior Receptacle
- (4) G Range Tires (w/ Spare)
- 8 Lug Aluminum Rims
- 2" Self-Adjusting Drum Brakes
- (2) 30 lb. LP Tanks w/Auto Change Over
- R-42* Main Floor
- R-28* Roof
- R-21* Front/Rear Caps
- R-9* Sidewall


*R Values are for estimation purposes only and are determined by materials used and placement.

OPTIONAL UPGRADES


- Premium Décor w/Urban Clay Cabinetry
- Whirlpool French Door Refrigerator w/ In-Door Water & Ice Dispensers & Pull-Out Freezer
- 3 Burner Cooktop w/3 Drawers
- Fisher-Paykel Dishwasher
- 3rd 15,000 BTU A/C (Heat Pump optional)
- King Bed
- Hide-a-Bed Sofa
- Theater Seating
- Extended Tile Flooring in Living Room
- 5100 BTU Fireplace
- 2-pc. Washer/Dryer
- MaxxFan - Kitchen
- MaxxFan - Bathroom
- Electric Induction Cooktop
- Trail-Air Tri-Glide Pin Box
- Water Filtration System
- 5.5 Onan LP Generator
- Generator Prep
- 40 lb. LP bottles
- Holding Tank Heating Pads
- Slide Awning Package
- 2nd Power Awning w/LED
- Uniguard Awning Upgrade
- 2nd Uniguard Awning Upgrade
- 32" Exterior TV (Mandatory)
- Goodyear "H" Tires
- 8000 lb. Axles
- Disc Brakes
- Slide-in-Slide (select models)
- Power Cord Reel - Electric
- Wireless Backup Camera
- Wine Bar IPO 1/2 Bath (39MB)
- Full Body Paint (Mandatory)
- Dual Pane Windows (Mandatory)
- myRV™ Pad - Wireless Control for Your Redwood!



Operates lights, slides, leveling, awnings, & more!



Scan with your smartphone to learn more!



Redwood customers expect the best. We strive to meet and exceed our customers' expectations in quality, craftsmanship, beauty, and comfort. We stand behind this commitment with our 2-year, full-time approved warranty - designed to give you peace of mind for the road ahead.

Colton RV
North Tonawanda, NY 14120
(716) 694-0188
(800) 628-4889
www.ColtonRV.com

Colton RV
Orchard Park, NY 14127
(716) 957-3250
(800) 628-4889
www.Coltonrv.com



All Seasons RV
4701 Airline Rd.
Muskegon, MI 49444

<https://allseasonsrv.com>

Disclaimer: Product information is as accurate as possible at the date of publication of this brochure. All features, floor plans, and specifications in this brochure are subject to change without notice. Please also consult redwoodrv.com for the most current product information and specifications. Tow Vehicle Disclaimer - CAUTION: Owners of Redwood recreational vehicles are solely responsible for the selection and proper use of tow vehicles. All customers should consult with a motor vehicle manufacturer or their dealer concerning the purchase and use of suitable tow vehicles for Redwood RV products. Redwood RV disclaims any liability or damages suffered as a result of the selection, operation, use or misuse of a tow vehicle. REDWOOD RV'S LIMITED WARRANTY DOES NOT COVER DAMAGE TO THE RECREATIONAL VEHICLE OR TOW VEHICLE AS A RESULT OF THE SELECTION, OPERATION, USE OR MISUSE OF THE TOW VEHICLE. Revised 1/2016