

# Prism

By Coachmen



PRISM CLASS C MOTORHOMES





**Standard entertainment package** features a power wing jack antenna with a 12 volt LCD TV on swing arm for optimal viewing and 12 volt DVD/CD stereo with speakers and subwoofer to enjoy movies and music whether traveling or RVing.

**Modern kitchen** with 3-way refrigerator, 2-burner cooktop with glass cover, convection oven together with high pressure laminate countertops, metal faucet with pullout sprayer and recessed composite sink.

**Sirius satellite available with the AM/FM/CD radio with built-in backup camera** These great features keep you aware of your surroundings and make parking a breeze.

**Power roof vent with day/night shade** to enjoy fresh air at the push of a button.

**Day/night roller shades** Easy to use, rattle-free, heavy duty roller shades provide light blocking and light filtering.

**Island queen bed** at the push of a button — (24G) is 60" wide and provides the comfort and convenience of a rear queen island in a motorhome under 25ft. 24J model includes an 80" long bed providing ample sleeping and comfort.

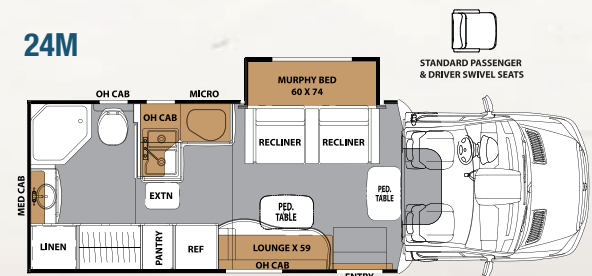
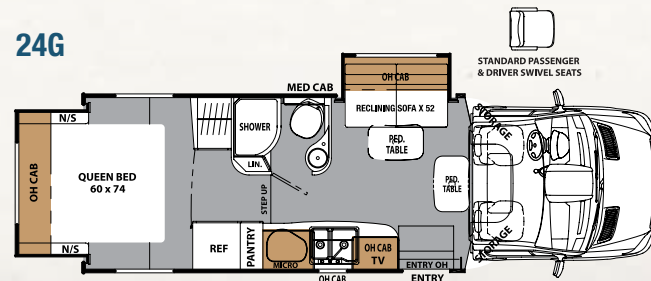
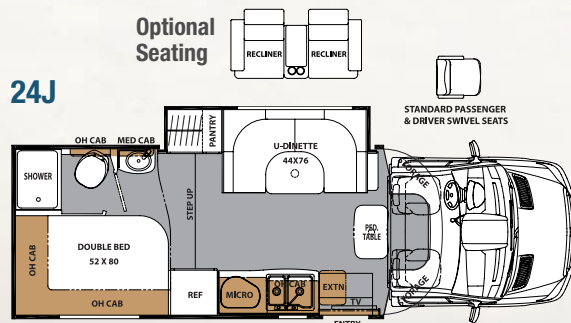
**3-way refrigerator** for the most efficient use of power while you RV.

**Smart design bathroom** features fully functioning shower and maximum storage without sacrificing valuable living space.

**Standard sofa** (24G) also has dual foot rest recliners for relaxing at the end of a day's travel.

**Swivel seats** are standard on both the driver and passenger seats for added seating when parked.

**LED ceiling lighting** throughout for long life and efficient use of battery power.







24G



24G



24G



24M

## STANDARD

### WARRANTY

Motorhome - 12 mo./  
12,000 mile limited warranty  
Mercedes-Benz® Freightliner Chassis -  
36 mo./36,000 mile  
bumper-to-bumper warranty  
Mercedes-Benz® Freightliner Powertrain -  
60 mo./100,000 mile warranty  
Travel Easy Roadside Assistance

### EXTERIOR/CONSTRUCTION/ CHASSIS

26.6 Gallon Fuel Tank  
3.0 Liter V-6 Turbo Diesel  
Driver & Passenger Air Bags  
Cruise Control  
Tilt Steering Wheel  
Dash Air Conditioning  
Power Windows & Locks  
Exterior Mirrors w/Remote  
3500 lb. Towing Hitch w/7-way Plug  
Laminated Aluminum 2" Floor  
Laminated Aluminum 2" Sidewalls  
Crowned, Laminated TPO Roof  
Steel Entry Step w/Battery Storage  
Carmel Exterior Moldings  
Carmel Slam Latch Trunk Doors  
Carmel 80" Radius Entry Door w/Window,  
Deadbolt & Strut  
Carmel Sidewalls & Rear Wall  
Vinyl Graphics  
Roto Mold Rear Trunk Box/Plasti-Cote  
Metal Side Boxes  
Fiberglass Rear Cap  
Fiberglass Front Cap w/Sunroof & Shade  
Fiberglass Gelcoat Running Boards  
Fiberglass Wheel Skirts  
Stainless Steel Wheel Inserts  
Black Arm Power Awning  
w/Vinyl Weather Shield  
Aluminum Body Side Moldings  
Smooth Exterior Range Vent  
Black Rear Ladder (N/A 24G)  
Exterior LED Lights w/Center Bar (24M)  
LED Accent Strip Lights in Front Cap  
Spare Tire  
Color Backup Camera  
Rear Manual Stabilizer Jacks  
Travel Easy/Roadside Assistance  
All Aluminum Walls  
Low Roof Chassis

### INTERIOR APPOINTMENTS

Platinum - Woodgrain  
Black Hardware  
Thermofoil Countertops throughout  
Rolled Woodgrain Flooring  
Vinyl Soft Touch Ceiling  
Roller Bearing Metal Drawer Guides  
throughout  
Roller Day/Night Window Shades  
w/Soft Decorative Window Valance  
Tinted Radius Slider Windows  
Front Sunroof w/Night Shade

Rotate/Recline 2-Tone Pilot  
& Passenger Seats  
U-Dinette (24J)  
Dual Recliners w/Table (24G)  
Power Recline Chairs (24M)  
Single Child Tether at Forward Facing  
Dinette (24J)  
Hardwood Cabinet Doors w/Raised Panel  
Uppers/Flat Panel Lowers  
Décor Glass in Select Areas  
House Type Bath Door  
w/Translucent Panes  
Upgrade Slideout Facer Board  
Black Recepts / Rotaires / Switches  
Black Curved Bar Grab Handle  
at Entrance Door  
Vinyl Padded Up and Angle Pads  
Magazine Rack above Entrance Door (N/A 24J)  
Powered Roof Hatch

### INTERIOR EQUIPMENT

Powered Jack Wing Antenna  
LP Leak Alarm  
Smoke Detector  
Carbon Monoxide Detector  
Fire Extinguisher  
Touch Screen AM/FM Radio/CD/Bluetooth &  
Backup Monitor w/Dash Speakers  
Bedroom LCD TV Backer and Connections  
12v 24" Coach LCD TV/DVD  
& Speakers/Subwoofer  
Pre-wired for Satellite Dish  
through Coax Input

### GALLEY

Convection Oven  
Dometic Euro Style 3-way Refrigerator  
Composite Double Bowl Kitchen Sink  
w/Tan Color Covers  
Power Lighted Low Profile Range Hood  
Euro Style 2-Burner Cooktop w/Lid  
Satin Nickel Kitchen Faucet w/Spray  
Kitchen Flip-up Countertop Extension (24J)  
Decorative Kitchen Border

### BATH AND WATER

Water Panel w/City/Tank/Winterize/Waste  
Tank Flush  
Low Point Drain & Winterize Valve  
at Fresh Tank  
Outside Shower on ODS  
Power Bath Vent  
Demand Water Pump  
Stainless Steel Lavatory Sink  
Satin Nickel Single Post/Single Lever  
Lav Faucet  
Satin Nickel Shower Head and Faucet  
Lav Mirror  
Shower Curtain & Curved Rod (24G)  
Glass Shower Door (N/A 24G)  
Black Towel Ring/TP Holder/Robe Hooks  
Parchment ABS Molded Shower & Surround  
Porcelain Foot Flush Toilet - Parchment  
6 Gallon Gas E.I. Water Heater  
Skylight over Shower  
Trunk Door at Termination

### SLEEPING

Queen Bed 60x74 (24G)  
Queen Bed 51x80 (24J)  
Power Murphy Bed 60x74  
w/Upgrade Mattress (24M)  
Bedsprad (24J)  
Windshield Privacy Cover  
Nightstands (N/A 24M)  
Bedroom Privacy Curtain w/Track (N/A 24M)  
Padded Headboard (24J)

### ELECTRICAL/HEATING/AC

30 Amp Power Cord  
55 Amp Electronic Converter  
Dual Auxiliary Battery  
Manual Generator Changeover  
3.6 KW LP Generator (Onan)  
GFI Circuit  
Black Manual Auxiliary Battery Disconnect  
LED Patio Light  
Wall Mounted Thermostat  
20,000 BTU E.I. Ducted Furnace  
13,500 Low Profile Ducted A/C  
LED Interior Lights  
Exterior Entertainment Center  
(24" TV/Stereo/DVD/Speakers)  
Lighted Exterior Grab Handle  
at Entrance Door  
Command Center  
Exterior Rear Compartment Light - LED  
Sirius Satellite Radio  
Heated Holding Tanks  
Satellite Ready  
Pop Up Kitchen Receipt  
Exterior Solar Panel Plug In Connection  
(by Entry Door)

## OPTIONAL

### STAND ALONE OPTIONS

Bedroom 24" LCD TV (N/A 24M)  
Exterior Camp Kitchen Table (N/A 24M)  
Upgrade Serta Mattress (24J)  
15K Low Profile Ducted A/C w/Heat Pump  
Onan 3.2 KW Diesel Generator  
& Auto Geny Transfer Switch  
Camping Cozy Package - Dual Pane Tinted  
Windows & Extra Knife Valves  
Side View Cameras  
Aluminum Rims  
Full Paint - Blue Cobalt  
Full Paint - Red Cobalt  
Slide Out Awnings

### DÉCOR OPTIONS

Champagne  
Cobblestone  
Beach

*Due to continuous improvement,  
Standards and Options subject  
to change without notice.*





2150LE

**Fully equipped kitchen with plenty of storage** Two door refrigerator/freezer, contemporary and durable deep bowl sink with high rise faucet, pantry with drawers, and pots and pans drawer for all your storage needs.

**Thermofoil countertop and dinette table** This durable product will not come apart over time like T-mold or self edge countertops.

**Wrap around dinette** with seat belts at every occupancy seat and single child safety tether with Dinette Option.

**AM/FM/CD radio with built-in backup camera** This great feature keeps you aware of your surroundings and makes parking a breeze.

**Full length 80" bed** with an optional upgraded Serta mattress provides more sleeping surface for a comfortable night's sleep.

**Convenient cooking options** to compliment the way you live — your choice of a standard microwave or optional convection microwave.

**MCD day/night roller shades** Easy to use, rattle-free, heavy duty roller shades provide light blocking and light filtering.

**LCD TV & DVD** on swing arm for optimal viewing whether traveling or RVing (optional).

**Coachmen's Even Cool A/C with radius-cornered Amoco insulated ducts** ensure maximum, consistent air flow.

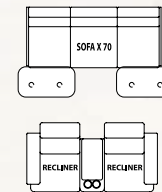
**Designer woodgrain flooring** has a contemporary look with non-skid surface that resists cold-cracking.

**Cabover bunk** is 48"x91" making it comfortable for slumber and extra storage space when not in use, including a child safety net and ladder.

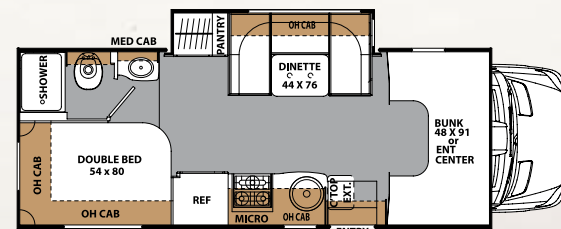


2150LE

Optional Seating



2150 LE



2150LE





## STANDARD

### WARRANTY

Motorhome - 12 mo./  
12,000 mile limited warranty  
Mercedes-Benz® Freightliner Chassis -  
36 mo./36,000 mile  
bumper-to-bumper warranty  
Mercedes-Benz® Freightliner Powertrain -  
60 mo./100,000 mile warranty  
Travel Easy Roadside Assistance

### EXTERIOR/CONSTRUCTION/ CHASSIS

26.6 Gallon Fuel Tank  
3.0 Liter V-6 Turbo Diesel  
Driver & Passenger Air Bags  
Deluxe Chassis Package  
Cruise Control  
Tilt Steering Wheel  
Roto Cast Rear Trunk Box/Metal  
Side Boxes  
Dash Air Conditioning  
3500 lb. Towing Hitch w/7-way Plug  
Steel Laminated Floor  
& Laminated 2" Sidewalls  
Crowned, Laminated TPO Roof  
Power Double Entrance Step  
Steel Entry Step Box  
Rubber Entry Step Treads  
Dead Bolt Lock Entrance Door  
Carmel 80" Radius Entrance Door w/  
Built-in Strut  
Black Slide Out Awnings  
Power Windows & Locks  
Spare Tire  
Stainless Steel Wheel Inserts  
Carmel High Gloss Sidewalls  
and Rearwall  
Rear Steel Tube Bumper  
Smooth Exterior Range Vent  
Exterior TV Ready Area  
Underhood DEF Tank

Carmel Thumb Lock Trunk Doors  
All Aluminum Walls  
Aluminum Bunk Floor  
Low Roof Chassis Cab  
Black Rear Ladder  
External LED Lights

### INTERIOR APPOINTMENTS

Platinum  
Hardboard Ceiling Panel  
Rolled Flooring  
Black Hardware  
Vinyl Padded Up & Angle Pads  
Thermofoil Countertops  
Thermofoil Dinette Table  
Roller Bearing Drawer Guides throughout  
MCD Roller Shades and Valances  
Tinted Radius Slider Windows  
w/Safety Glass  
Rotate/Recline Pilot & Passenger Seats  
U-Dinette  
Single Child Tether at Forward  
Facing Dinette  
Hardwood Cabinet Doors w/Raised Panel  
Uppers/Flat Panel Lower  
Glass Insert Doors in Select Areas  
Black Receipts/Rotaires/Switches  
Interior Safety Grab Handle  
by Entrance Door

### INTERIOR EQUIPMENT

TV Antenna & Rotor Package  
LP Leak Alarm  
Smoke Detector  
Carbon Monoxide Detector  
Fire Extinguisher  
Bedroom LCD TV Backer and Connections  
House Type Bath Door  
Touch Screen AM/FM Radio/CD/Bluetooth  
& Backup Monitor w/Dash Speakers

### GALLEY

Residential Size Microwave Oven - Black  
Dometic Flush Mount,  
Double Door Refrigerator  
Paneling Refrigerator Inserts  
Monitor Panel Command Center  
Undermount Kitchen Sink  
Bone Composite Round Recessed Kitchen  
Sink w/Tan Cover  
Kitchen End Splash  
Black Power, Lighted Range Hood  
Black Atwood 3-Burner Cooktop w/Oven  
Flip Up Countertop Extension

### BATH AND WATER

Water Panel w/City/Tank/Winterize/Waste  
Tank Flush  
Low Point Drain & Winterize Valve  
at Fresh Tank  
Exterior Shower  
Power Bath Vent  
Demand Water Pump  
Medicine Cabinet  
Skylight over Shower  
Hard Shower Door  
One-Piece ABS Shower Surround  
Black Robe/Towel Hooks  
6 Gallon Gas E.I. Water Heater  
Composite Foot Flush Toilet

### SLEEPING

Full Bed 54x80  
Bedsprad  
Privacy Drape & Track Cover - Bedroom  
Privacy Drape & Track Cover - Cabover  
Cabover Bunk 48x90 (Fabric Covered)  
Child Safety Ladder  
w/Bunk Velcro Restraints  
Child Restraint Net System  
Padded Headboard

### ELECTRICAL/HEATING/AC

30 Amp Power Cord  
55 Amp Electronic Converter  
Auxiliary Battery  
GFI Circuit  
Manual Battery Disconnect  
Oval Patio Light  
Wall Mounted Thermostat  
Outside Cable TV Hookup  
20,000 BTU Ducted Furnace  
13,500 BTU Ducted Roof A/C  
Onan 3.6 KW LP Generator  
Manual Generator Changeover  
Exterior Solar Plug-in Connection  
LED Lights throughout  
Pop Up Kitchen Recept

## OPTIONAL

### STAND ALONE OPTIONS

24" LCD TV w/DVD - Coach  
Onan 3.2 KW Diesel Generator  
& Auto Geny Transfer Switch  
Dual Auxiliary Battery Upgrade  
13.5" Bedroom TV w/built-in DVD Player  
Campin' Cozy Package -  
Dual Pane Tinted Windows, Tank Pads  
at Tank Gate Vales  
Convection Microwave  
Tank Heat Pads  
Cabover Power Vent Fan  
Front Entertainment Center  
(32" TV, Stereo & 2 Speakers)  
(Side Cabover Window N/A with  
this option)  
Sofa & Table  
Exterior 24" TV w/DVD Player  
& 2 Speakers  
Recliners  
Upgrade Serta Mattress  
Exterior Windshield Cover  
Full Paint - Blue Cobalt w/Mask  
Full Paint - Red Cobalt w/Mask

### DÉCOR OPTIONS

Champagne  
Cobblestone  
Beach

### PRISM LE LEAD DOG PACKAGE (included with every model)

Back-up Monitor  
Power Patio Awning  
w/Vinyl Weather Guard  
Stainless Steel Wheel Liners  
Onan 3.6 KW LP Generator  
MCD Window Roller Shades  
Color-infused High Gloss Exterior  
Fiberglass Sidewalls  
3,500 lb. Towing Hitch with 7-way Plug  
Slide Out Awnings  
Spare Tire  
Child Safety Net & Ladder  
Driver & Passenger Swivel Seats  
Metal Roller Bearing Drawer Glides  
16" Oven

*Due to continuous improvement,  
Standards and Options subject  
to change without notice.*

## INTERIOR DÉCOR PRISM AND PRISM LE



CHAMPAGNE



COBBLESTONE



BEACH

## EXTERIOR OPTIONS

### STANDARD COLOR INFUSED FIBERGLASS (STANDARD)



### OPTIONAL FULL BODY PAINT



RED COBALT



BLUE COBALT



2150LE



Features A through E shown below available on Prism 24G, 24J and 24M:

- A** Sirius satellite available with AM/FM/CD radio and backup monitor with dash speakers. **B** LED interior lights. **C** Fiberglass front cap has overhead window with shade. **D** Power roof vent with day/night shade to enjoy fresh air at the push of a button. **E** Roller day/night shade provides privacy, blocks out light at night and helps keep your coach cool inside on warmer days.



## PRISM Exterior Features

- 1 The Mercedes Freightliner chassis is easy on fuel and on the eyes. It also delivers the great ride and driveability Mercedes is famous for.
- 2 A molded aerodynamically styled front cap with LED lights and angled wing walls reduces wind resistance and adds a polished automotive look.
- 3 Tinted windows block out the sun and the heat while adding a sleek exterior look.
- 4 The One Touch power awning is easy to open and close and comes with adjustable arms for more shade or rain water run off.
- 5 Beneath the stars or the full length awning, enjoy your favorite movies or music and fresh air at the same time with the outside entertainment system.
- 6 The exterior storage with upgraded slam latches provide you with multiple access doors to exterior storage space.
- 7 LED tail and marker lights for long-lasting safety.
- 8 Prepare meals and enjoy the family at the same time using the exterior camp table. (Optional) (Grill not included)
- 9 Sleep safely and peacefully with the exterior privacy windshield cover.
- 10 Color-infused high gloss fiberglass with Azdel™ SuperLite substrate sidewalls are lightweight, durable and resistant to moisture. Virtually eliminates de-lamination.



10



**Not Pictured:** 20-gallon LP tank is larger than the competition.

**Not Pictured:** Rear stabilizers create a secure and stable feeling within the motorhome.

# PRISM MOTORHOMES

Whether exploring on a weekend getaway or traveling across the country, Prism gets you there in style. It's the perfect marriage between experience, dependability and value from the Industry's premier maker with the economy and prestige of the Mercedes diesel chassis. The Prism is a luxurious, easy to drive, multi-use touring vehicle that provides unique styling and amenities. From the interior's solid surface counter tops, soft touch ceiling, residential flooring and versatile interior storage to the multiple access doors to exterior storage space, LED running lights, tinted windows and aerodynamic, stylish full fiberglass cap, Prism is ideal for short or long trips. As one of the top selling brands in the nation, Coachmen has been providing generations a product they can rely on for over 50 years.

## PRISM LE Exterior Features

- 1 The Mercedes Freightliner chassis is easy on fuel and on the eyes. It also delivers the great ride and driveability Mercedes is famous for.
- 2 A power entry step automatically deploys and retracts when opening or closing the door allowing for easy entry and exit.
- 3 The One Touch power awning is easy to open and close and comes with adjustable arms for more shade or rain water run off.
- 4 Slide room awnings protect your slides from the elements and keep them free of debris.
- 5 3.6 KW Onan LP generator provides full power for tailgating or while dry camping.
- 6 Watch your favorite movies while still enjoying the fresh air with the outside entertainment system. (Optional)
- 7 The warehouse exterior storage provides you with a ton of exterior space that is great for both long and short term stays.
- 8 Sleep safely and peacefully with the exterior privacy windshield cover. (Optional)
- 9 50 gallons of fresh water – on average 20% more than the competition.
- 10 Color-infused high gloss fiberglass with Azdel™ Superlite substrate sidewalls are lightweight, durable and resistant to moisture. Virtually eliminates de-lamination.



9

Prism 50 Gallons	Fresh Water System
Other Brands 41 Gallons	





MODEL	24J	24G	24M	2150 LE
Chassis	3500 Freightliner	3500 Freightliner	3500 Freightliner	3500 Freightliner
Engine	V6 3.0L	V6 3.0L	V6 3.0L	V6 3.0L
Horse Power	188	188	188	188
Torque	325	325	325	325
Wheel Base	170"	170"	170"	170"
GVWR (lbs.)	11,030	11,030	11,030	11,030
GCWR (lbs.)	15,250	15,250	15,250	15,250
UVW (approx. lbs.)	9,458	9,305	9,645	9,463
CCC (approx. lbs.)	1,572	1,725	1,560	1,385
GAWR Front (lbs.)	4,410	4,410	4,410	4,410
GAWR Rear (lbs.)	7,720	7,720	7,720	7,720
Interior Height	6' 7"	6' 7"	6' 7"	6' 10"
Exterior Width	7' 7"	7' 7"	7' 7"	8' 0"
Exterior Height (with A/C)	10' 8"	10' 8"	10' 8"	11' 2"
Exterior Length (with Hitch)	24' 10"	24' 10"	24' 10"	25' 4"
Hitch Weight (lbs.)	3,500	3,500	3,500	3,500
Fuel Capacity (gal.)	26	26	26	26
LP Capacity (lbs.)	85	85	85	85
Fresh Water Capacity (gal.)	30	30	35	50
Water Heater Capacity (gal.)	6	6	6	6
Grey Tank Capacity (gal.)	29	29	28	28
Black Tank Capacity (gal.)	28	28	32	28
Exterior Storage (cu. ft.)	42	41	33	88
Awning Length	15'	15'	13' 6"	16'



423 N. Main Street • P.O. Box 30  
Middlebury, IN 46540

To learn more about Coachmen RV and our products and see how Coachmen is making the easy life easier, call us toll free at **(800) 353-7383**, or **visit [www.coachmenrv.com](http://www.coachmenrv.com)**

Colton RV & Marine  
3122 Niagara Falls Blvd  
North Tonawanda, NY 14120  
(716) 694-0188  
[www.ColtonRV.com](http://www.ColtonRV.com)

Colton RV  
3443 Southwestern  
Orchard Park, NY 14627  
(716) 957-3250  
[www.Coltonrv.com](http://www.Coltonrv.com)



**Travel Easy™  
Roadside Assistance**

RVing is easier with Coachmen's Travel Easy™ Roadside Assistance provided FREE the first year of ownership to those who purchase a New Coachmen RV. Administered by Coach-Net, this service provides you with 24/7 operational, technical and emergency road service coverage. Also included is towing, fuel delivery, jump starts, lockout service, tire changes, mobile mechanic and unlimited technical assistance. Anywhere. Anytime. Travel Easy™ is the security of knowing that help is an easy phone call away.



**Free One Year Membership –  
Coachmen Owners' Association**

Coachmen is proud to sponsor the largest manufacturer sponsored camping club in North America... Coachmen Owners' Association (COA). COA provides a broad breadth of value propositions for our owners including: planned trips/ tours and rallies at bulk rate discounts, free trip routing, free campground directory, free Easy RVing magazine, theme park discounts, fuel discounts, mail forwarding, a dedicated COA web site, local and state club activities and Caravan Chapter membership opportunities. Most importantly, COA enhances the Coachmen ownership and RV lifestyle experience.

**Every new Coachmen RV buyer is eligible for a 1 Year FREE membership in the Coachmen Owners' Association. It all adds up to an easy ownership experience!**



**Coachmen RV Owner Digital Kit App**

Now you can have your Owners Manual with you wherever you are. Download our free App from iTunes and you'll have the information at your fingertips.

Your **PRISM** Dealer



**Forest River, Inc. encourages our customers to purchase their Forest River products from a local dealership whenever possible for the following reasons:**

- 1) Forest River, Inc. dealers are independently owned and operated businesses so priority service and scheduling is at their discretion and is often provided to customers that purchased their unit at that dealership.
- 2) Purchasing locally allows customers to establish meaningful relationships with a dealer, enhancing the RV experience through assistance with product questions, user tips or RV regulations for your state or country, and much more!
- 3) Canadian customers must meet requirements to bring an RV purchased out of the country to their home. These requirements may involve additional inspections and certifications, taxes and fees. Your local Canadian Dealer is a professional at meeting these requirements.
- 4) Scheduling timely warranty repairs and adjustments through a local dealership provides far greater flexibility and convenience to you, the customer!

It is the goal of Forest River, Inc. that all of our RV owners fully enjoy the RV experience and that customer satisfaction meets or exceeds their expectations!

**GVWR (Gross Vehicle Weight Rating):** The maximum permissible weight of the unit, including the unloaded vehicle weight (UVW) plus all fluids, cargo, optional equipment and accessories. For safety and product performance, do not exceed the GVWR.

**GCWR (Gross Combined Weight Rating):** The maximum total weight of the loaded unit, plus a tow vehicle. This includes the weight of both the unit and tow vehicle, fuel for each, all other fluids, cargo, occupants, optional equipment and accessories.

**Important Note:** All capacities are approximate, and all dimensions are nominal. Coachmen motorhomes are designed to allow for a wide variety of uses, extended trips with two people or short trips with multiple people. Accordingly, each unit allows ample room for sleeping, seating, fluids and cargo. While the customer is the beneficiary of this design, the customer also bears the responsibility to select the proper combination of passengers, cargo, load, and tow vehicle without exceeding the chassis weight capabilities. Consumer may need additional braking capacity to tow loads greater than 1,000 pounds.

Seat belts should always be worn for passenger safety. Seat belts are provided at most locations to allow convenience in selecting which seat to occupy. However, it is not intended that all seating positions equipped with a seat belt may be occupied while the vehicle is in motion, without regard to other weight factors.

All Coachmen motorhomes are designed to ensure that the number of passengers allowed while the vehicle is in motion will always at least equal the stated sleeping capacity. Though extra seat belts may be provided, for your safety and the proper operation of your vehicle, limit your passengers to the number allowed by the Net Carrying Capacity of your vehicle.



**Learn More**  
Scan this barcode using a QR Reader on your smart phone to learn more about Forest River.



A Berkshire Hathaway company.

All information contained in this brochure is believed to be accurate at the time of publication. However, during the model year, it may be necessary to make revisions and Coachmen reserves the right to make all such changes without notice, including prices, colors, materials, equipment and specifications as well as the addition of new models and the discontinuance of models shown in this brochure. Therefore, please consult with your Coachmen dealer and confirm the existence of any materials, design or specifications that are material to your purchase decision. 2/15