


# SEQUENCE<sup>®</sup>



CHARCOAL



SILVER



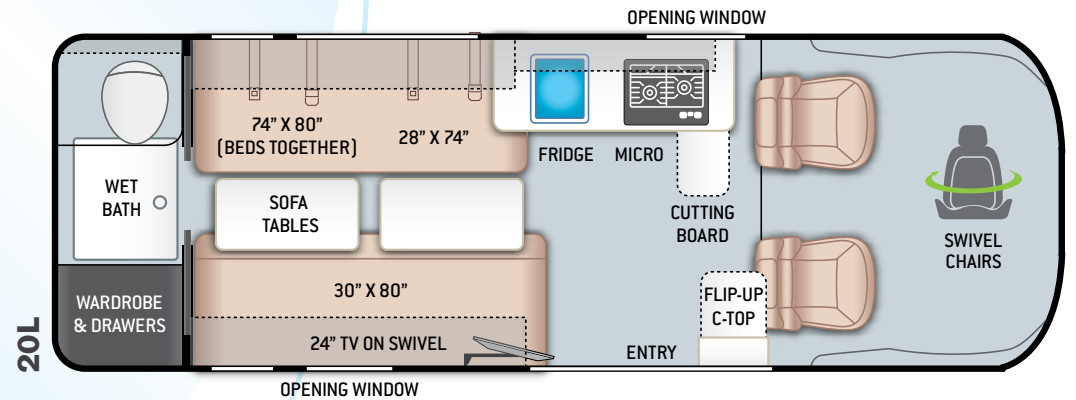
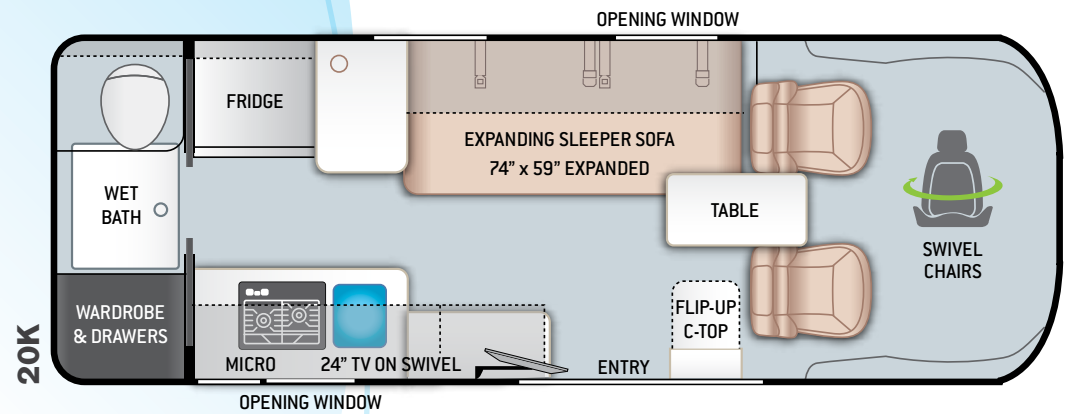
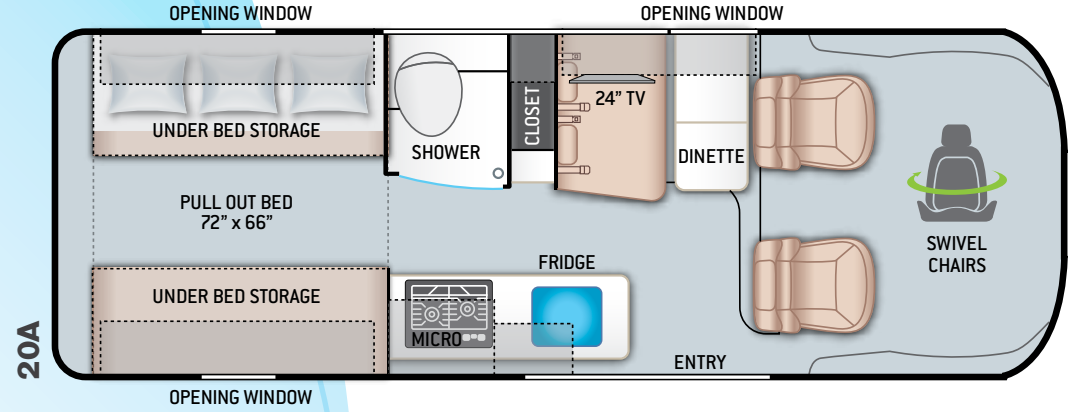
WHITE



FLOORING



CABINERY



# Featured Highlights

## CONSTRUCTION & EXTERIOR

- ♦ RAM ProMaster® 3500 Window Van, 280HP, 260 lb.-ft. Torque
- ♦ Thule® Lateral Arm Power Patio Awning with Integrated LED Lighting
- ♦ Thule® Roof Ladder and Roof Rack System
- ♦ Thule® Bike Rack on Rear Door
- ♦ Screen Door for Entryway
- ♦ Side Steps for Cab and Entry Doors
- ♦ 3,500-lb. Trailer Hitch with 4-pin Connector

## CONSTRUCTION & EXTERIOR OPTIONS

- ♦ Retractable Roof Top with Sky Bunk™ Sleeping Area

## AUTOMOTIVE & COCKPIT

- ♦ 7" Touchscreen Dash Radio with Apple CarPlay™ & Android Auto™
- ♦ Back-up Monitor
- ♦ Deluxe Heated/Remote Exterior Mirrors
- ♦ Power Windows & Door Locks
- ♦ Keyless Entry System
- ♦ Cruise Control
- ♦ Telescoping Leather Steering Wheel with Audio Buttons to Control Dash Radio
- ♦ Map Light

- ♦ Sunvisors
- ♦ 3-Piece Windshield Privacy Shades
- ♦ Drink Holders
- ♦ Leatherette, Swivel, Captain's Chairs
- ♦ Cockpit Floor Mat
- ♦ Driver & Passenger Air Bags
- ♦ Aluminum Wheels
- ♦ Dash Applique
- ♦ Emergency Engine Start Switch

## INTERIOR

- ♦ Residential Vinyl Flooring
- ♦ Metal Entry Grab Handle
- ♦ Soft Touch Vinyl Ceiling
- ♦ Two (2) Three-Point Seat Belts in Booth Dinette (20A)
- ♦ Two (2) Lap Belts in Sofa (20K & 20L)
- ♦ Collapsible Dinette Table (20A)
- ♦ Removable Table on Swing Arm (20K)
- ♦ Removable Sofa Tables (20L)
- ♦ Welformed Interior Wall Panels
- ♦ TecnoForm® S.p.A. Euro-Style Cabinet Doors
- ♦ LED Lighting
- ♦ Window Privacy Roller Shades
- ♦ Large Opening Side Windows
- ♦ Large Skylight in Living Area (20A)

## KITCHEN

- ♦ Single Door 12V Stainless Electric Refrigerator 4.3 CU. FT (20A & 20L)
- ♦ Single Door 12V Stainless Electric Refrigerator 5.5 CU. FT (20K)
- ♦ Two Burner Gas Cooktop with Glass Cover
- ♦ Solid Surface Countertop with Undermount Sink and Sink Cover
- ♦ Stainless Steel Single Bowl Sink with Cover & Single Handle Kitchen Faucet
- ♦ Pull-out Cutting Board (20L)
- ♦ Pop-up Outlet in the Kitchen
- ♦ Glass Protective Cover & Task Lighting Above Cooktop
- ♦ Convection Microwave Oven (20K & 20L)
- ♦ Ceiling Vent Kitchen 12V Powered with Switch (20K & 20L)

## BEDROOM & BATHROOM

- ♦ Plastic Foot Flush Toilet (20K & 20L)
- ♦ Cassette Toilet (20A)
- ♦ Power Bath Vent with Wall Switch
- ♦ Fully Enclosed Wet Bathroom (20A)
- ♦ Pocket Doors at Bathroom Entry (20K & 20L)
- ♦ Shower with Deluxe Curtain (20K & 20L)
- ♦ Pullout Rear King Bed (20A)

- ♦ Twin Beds with Froli® Sleep System and Adjustable Head Rests (20L)
- ♦ Magnetic Rear Screen Door (20A)
- ♦ Expanding Sleeper Sofa (20K)

## ENTERTAINMENT

- ♦ 24" TV in the Living Area with Outdoor Viewing Capability
- ♦ Electronics Cabinet with HDMI Cable & USB Charging Ports Throughout
- ♦ Winegard® Connect™ 2.0 WiFi / 4G / Digital TV Antenna
- ♦ Cable TV Ready

## ELECTRICAL & PLUMBING

- ♦ Onan® RV QG 2800 Gas Generator
- ♦ 30-amp Shoreline Power Cord
- ♦ Automatic Shoreline-to-Generator Transfer Switch
- ♦ 1,000-Watt Inverter
- ♦ Rapid Camp+® Multiplex Wiring Control System
- ♦ Solar Charge Controller with 190W Solar Panel
- ♦ Truma® Combi Eco Hydronic Furnace and Water Heating System
- ♦ Two (2) Group 31 AGM House Batteries
- ♦ Battery Disconnect Switch

- ♦ Single Roof Air Conditioner
- ♦ Holding Tanks with Heat Pads
- ♦ 360° Siphon® RV Holding Tank Vent Cap
- ♦ Black Tank Flush System (20K & 20L)
- ♦ Outside Shower (20K & 20L)
- ♦ Exterior LP Connection

## OPTIONAL ELECTRICAL & PLUMBING

- ♦ Re(Li)able™ Renewable Battery System - 11,000kW Lithium Batteries, 3000 Pure-Sine Inverter, 280-amp Alternator & Auto Start System

For a complete listing of available features, visit [thormotorcoach.com/sequence](http://thormotorcoach.com/sequence).



Colton RV  
North Tonawanda, NY 14120  
(716) 694-0188  
(800) 628-4889  
[www.ColtonRV.com](http://www.ColtonRV.com)

Colton RV  
Orchard Park, NY 14127  
(716) 957-3250  
(800) 628-4889  
[www.Coltonrv.com](http://www.Coltonrv.com)

	20A	20K	20L
Chassis	Dodge Promaster	Dodge Promaster	Dodge Promaster
Gross Vehicle (GVWR)	9,350	9,350	9,350
Gross Combined (GCWR)	11,500	11,500	11,500
Wheel Base	159"	159"	159"
Exterior Length (w/o ladder)	21'-1"	21'-1"	21'-1"
Exterior Height (w/AC)	9'-5"	9'-5"	9'-5"
Exterior Width (w/o mirrors)	80.3"	80.3"	80.3"
Interior Height (living area)	75"	75"	75"
Awning Size	16'	16'	16'
Fuel (gal)	24	24	24
LPG (lbs)	20	20	20
Fresh/Waste/Gray Water (gal)	27 / 5 / 20	27 / 13.5 / 13.3	27 / 13.5 / 13.3
Water Heater (gal)	2.64	2.64	2.64
Furnace (BTUs)	14,300	14,300	14,300
Sleeping Capacity	2	2	2
Hitch Weight Rating (lbs)	3,500	3,500	3,500



**IMPORTANT—PLEASE READ:** This brochure reflects product design, fabrication, material, components and specifications at the date of printing, which date is disclosed below. Please visit us online at [ThorMotorCoach.com](http://ThorMotorCoach.com) or consult with your selling dealership for the latest in standards, options, specification and technical information. Photographs in the brochure may depict optional equipment or may only be available in certain floor plans. Components, appliances and the chassis may have been manufactured in a calendar year before the vehicle's designated model year. All capacities are approximate. The actual length of the vehicle may differ from that indicated in the brochure due to variances in the manufacturing processes and/or installed components. All dry weights are based on standard model features and do not include optional features or equipment. Component part and appliance manufacturers issue limited warranties covering portions of the vehicle not covered under the limited warranty we issue. Copyright Thor Motor Coach, Inc. © MY 07/30/2021

Made to fit.

P.O. Box 1486, Elkhart, IN 46515 Sales Department: 800.860.5658

[thormotorcoach.com/sequence](http://thormotorcoach.com/sequence)

