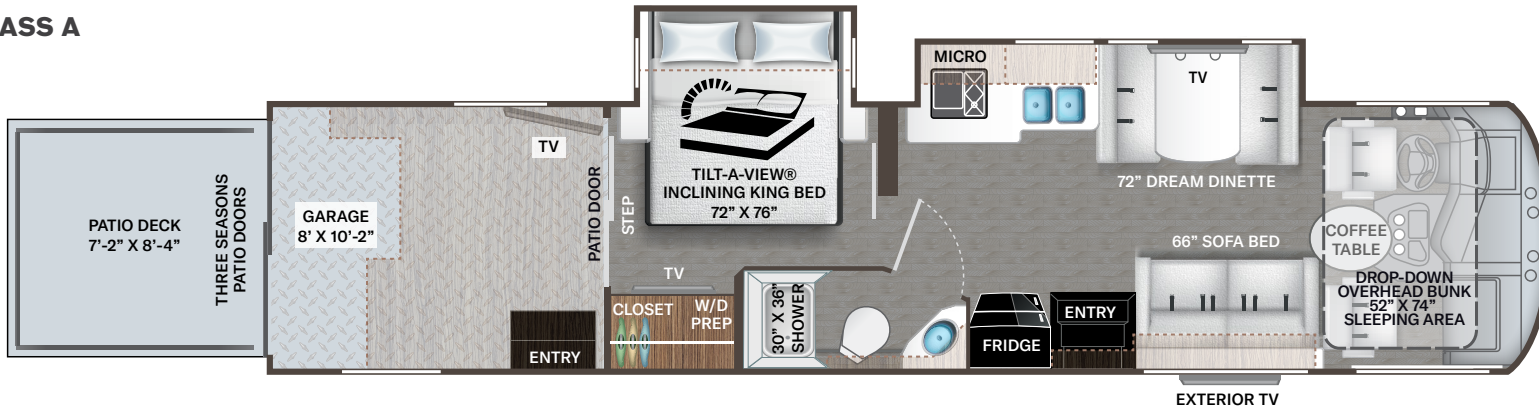
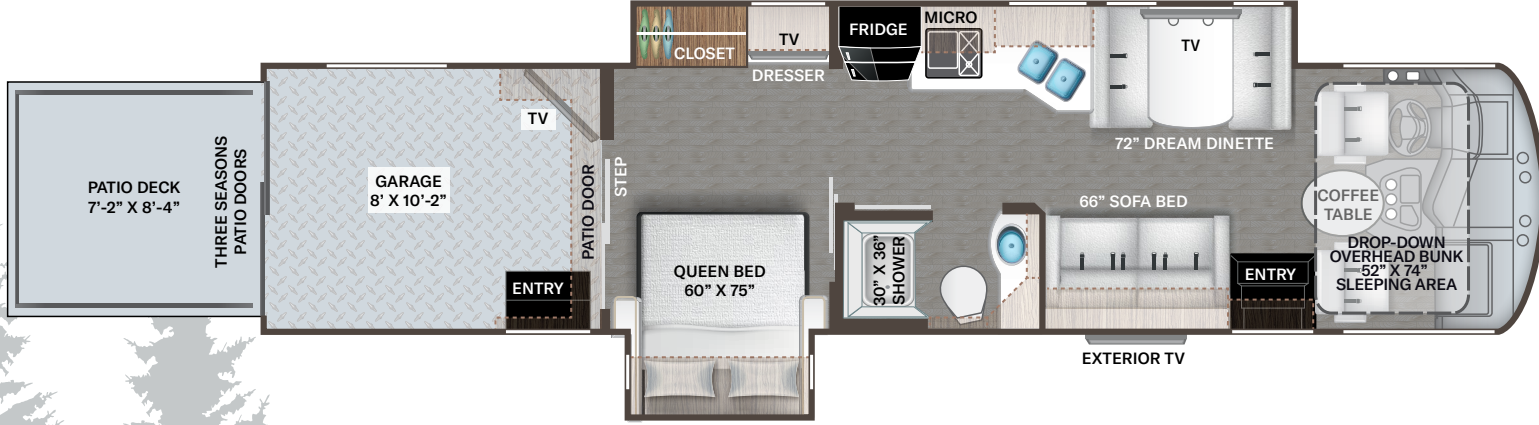


CLASS A

38KB



38MB



AFTERSHOCK



HIGH VOLTAGE



ELECTRIC BREEZE



RAZOR BLUE



OUTLAW[®]

Class A Featured Highlights

CONSTRUCTION & EXTERIOR

- ◆ Ford® F-53 Chassis - 7.3L V8 Engine, 335HP, 468 lb.-ft. Torque - TorqShift® 6-Speed Automatic Transmission with Overdrive
- ◆ Full-Body Paint with Gel Coated Sidewalls & Invisible Front Mask Paint Protection
- ◆ Fiberglass Front Cap
- ◆ Automatic Leveling Jacks with Touchpad Controls
- ◆ Basement Pass-Through Storage
- ◆ Rotocast Storage Compartments
- ◆ Power Patio Awning with Integrated LED Lighting
- ◆ Pet-Link™ Multi-Purpose Tie-Down
- ◆ Remote Fuel Filling Station with Auxiliary Fuel Tank, Pump and Nozzle
- ◆ Air Ventilation Sidewall Vents in Garage
- ◆ Garage Drop-Down Zero-G® Ramp Door, Snap-In Patio System & Power Patio Awning
- ◆ Three Seasons Patio Doors with Screen Privacy Panels
- ◆ Rear Spot Lights
- ◆ Frameless Dual Pane Windows

AUTOMOTIVE & COCKPIT

- ◆ 10.1" Touchscreen Dash Radio with Bluetooth®, Apple CarPlay™, Android Audio® & Sirius/XM® Radio
- ◆ Steering Wheel Audio & Camera Control
- ◆ Back-Up Monitor
- ◆ Heated/Remote Exterior Mirrors with Integrated Side View Cameras
- ◆ Cruise Control

- ◆ Reclining/Swivel Leatherette Captain's Chairs with Stow-Away Coffee Table
- ◆ Power Adjustable Driver's Seat
- ◆ Tilt and Telescoping Steering Wheel
- ◆ Automatic Headlights\
- ◆ Fog Lights
- ◆ Emergency Engine Start Switch
- ◆ Power Roller Shade on Windshield
- ◆ Manual Roller Shades on Side Windows
- ◆ 22.5" Tires with Aluminum Wheels
- ◆ Rear Mud Flap
- ◆ Valve Stem Extenders on Rear Wheels
- ◆ Dash Workstation with 110-volt & 12-volt Outlets
- ◆ Power Drop-Down Hide-Away Overhead Bunk with Cotton Cloud™ Mattress & Bunk Ladder

INTERIOR

- ◆ Residential Vinyl Flooring
- ◆ Soft Touch Vinyl Ceiling
- ◆ LED Lighting
- ◆ Satin Finish Cabinetry with Solid Wood Flat Panel Cabinet Doors & Nickel Finish Hardware
- ◆ Full Extension Metal Ball Bearing Drawer Guides
- ◆ Leatherette Sofa Bed with Sofa Pillows
- ◆ Leatherette Dream Dinette® Booth with Cup Holders & Single Child Safety Tether
- ◆ Two (2) Opposing Jack-Knife Sofas in Garage
- ◆ Tread Plate Non-Slip Flooring, Tie Down Rings & Workshelf Storage Cabinet in Garage
- ◆ Window Solar & Privacy Roller Shades in Living Area
- ◆ 12-volt Attic Fan in Garage

KITCHEN

- ◆ Double Door Refrigerator
- ◆ 2-Burner High-Output Gas Range Top with Single Induction Cooktop
- ◆ 30" Over-the-Range Stainless Steel Convection Microwave Oven
- ◆ Kitchen Countertop LED Accent Lighting
- ◆ Solid Surface Countertops & Sink Cover

BEDROOM & BATHROOM

- ◆ Queen Size Bed (38MB)
- ◆ King Size Bed with Tilt-A-View™ Inclining Bed Mechanism (38KB)
- ◆ Bedspread and Pillow Shams
- ◆ 110-volt Outlet on Inverter for CPAP Machine
- ◆ Power Roller Shade at Sliding Glass Patio Door
- ◆ Foot Flush Porcelain Toilet
- ◆ Shower with Glass Door
- ◆ Oxygenics® Shower Head
- ◆ Showermiser® Hot Water Recycling System
- ◆ Stainless Steel Sink
- ◆ 12-volt Attic Fan in Bathroom

ENTERTAINMENT

- ◆ 40" TV in Living Area
- ◆ Blu-Ray Player in Living Area
- ◆ 32" TV in Bedroom
- ◆ 40" TV in Garage with Swivel Bracket
- ◆ Exterior 40" TV on Swivel Bracket with Bluetooth® Soundbar & Radio
- ◆ HDMI Video Distribution
- ◆ Digital TV Antenna
- ◆ Cable TV Ready

- ◆ USB Charging Ports - Bedroom & Living Area
- ◆ Winegard® Connect™ 2.0 WiFi / 4G / TV Antenna
- ◆ Satellite Mounting Backer in Roof

ELECTRICAL & PLUMBING

- ◆ Onan® RV QG 5500 Gas Generator
- ◆ Automatic Generator Start
- ◆ Automatic Transfer Switch with Power Protection
- ◆ 50-amp Shoreline Power Cord
- ◆ RapidCamp+® Multiplex Wiring Control System with 7" Screen & WiFi App-Enabled
- ◆ Dual Roof Air Conditioners
- ◆ 8,000 BTU Air Conditioner with Remote in Garage
- ◆ Four (4) Auxiliary House Batteries
- ◆ 100-watt Solar Charging System with Solar Controller
- ◆ 1800-watt Inverter
- ◆ 55-amp Converter
- ◆ Exterior LP Connection
- ◆ Enclosed & Heated Holding Tanks
- ◆ 360° Siphon® RV Holding Tank Vent Cap
- ◆ Black Tank Flush System
- ◆ Combo Washer/Dryer Prep (38KB)
- ◆ Outside Shower

For a complete listing of available features, visit thormotorcoach.com/outlaw-class-a.

Use your phone's camera to find out more information.

Just scan the code!



Colton RV & Marine
3122 Niagara Falls Blvd.
North Tonawanda, NY 14120
(716) 694-0188
www.ColtonRV.com

	38MB	38KB
Chassis	Ford	Ford
Gross Vehicle (GVWR)	26,000	26,000
Gross Combined (GCWR)	30,000	30,000
Wheel Base	262"	262"
Exterior Length (w/o ladder)	39'-10"	39'-10"
Exterior Height (w/AC)	13'-3"	13'-3"
Exterior Width (w/o mirrors)	101"	101"
Interior Height (living area)	80" to 97"	80" to 97"
Awning Size	19'	18'
Fuel (gal)	80	80
LPG (lbs)	105	105
Fresh/Waste/Gray Water (gal)	150 / 40 / 40	150 / 40 / 40
Water Heater (gal)	Tankless	Tankless
Furnace (BTUs)	35,000	35,000
Exterior Storage Capacity (cu. ft.)	105	141
Garage Capacity (lbs)	1,400	1,200
Hitch Weight Rating (lbs)	8,000	8,000

IMPORTANT—PLEASE READ: This brochure reflects product design, fabrication, material, components and specifications at the date of printing, which date is disclosed below. Please visit us online at ThorMotorCoach.com or consult with your selling dealership for the latest in standards, options, specification and technical information. Photographs in the brochure may depict optional equipment or may only be available in certain floor plans. Components, appliances and the chassis may have been manufactured in a calendar year before the vehicle's designated model year. All capacities are approximate. The actual length of the vehicle may differ from that indicated in the brochure due to variances in the manufacturing processes and/or installed components. All dry weights are based on standard model features and do not include optional features or equipment. Component part and appliance manufacturers issue limited warranties covering portions of the vehicle not covered under the limited warranty we issue. Copyright Thor Motor Coach, Inc. © MY 04/01/2022


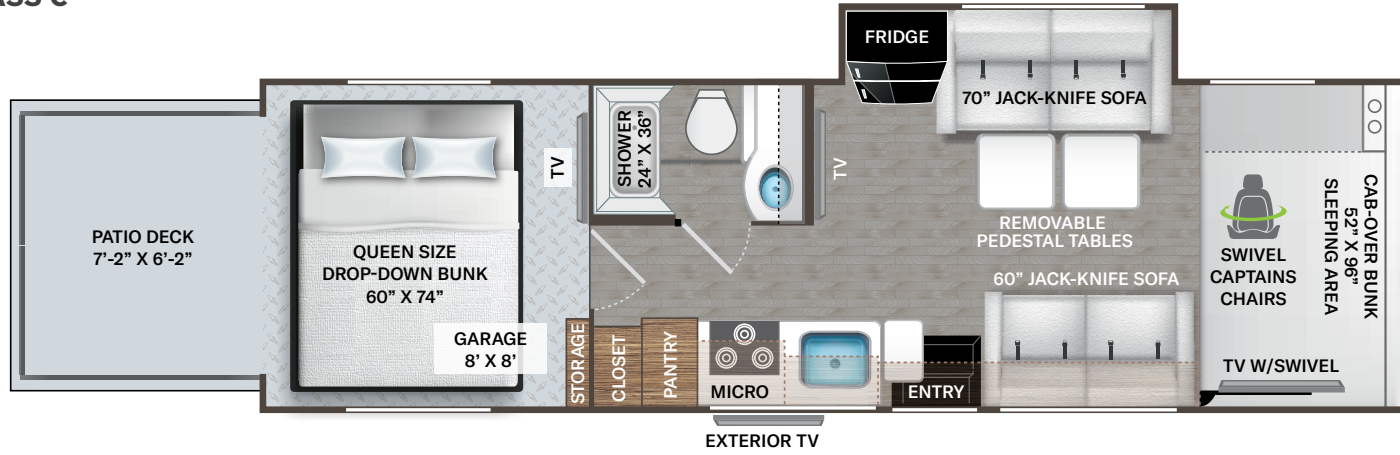
P.O. Box 1486, Elkhart, IN 46515 Sales Department: 800.860.5658

thormotorcoach.com/toy-haulers


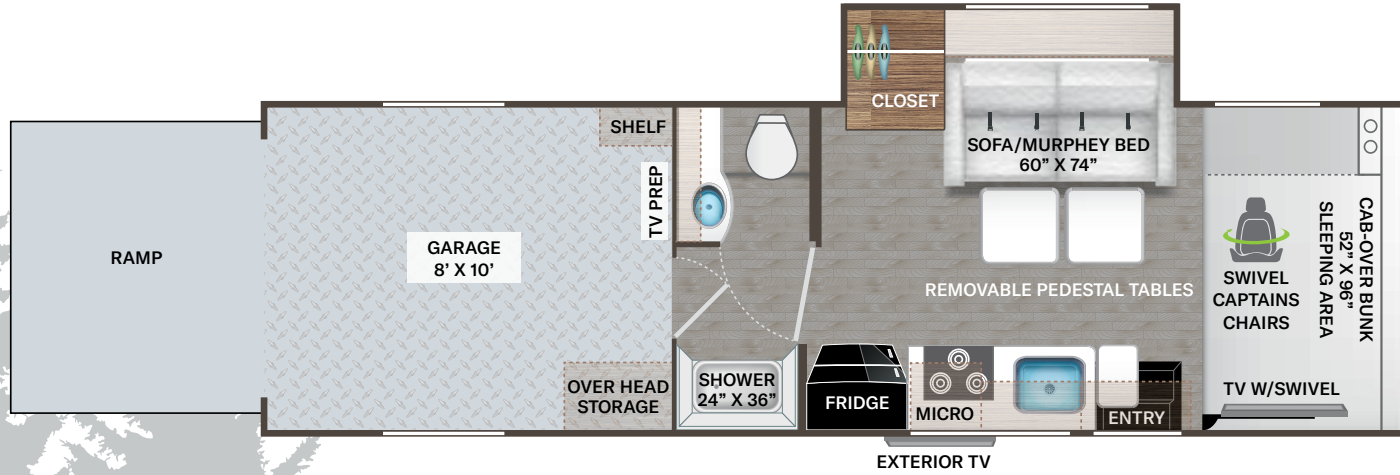


CLASS C


29J



29T



MOTOR CITY BLUES



ROCK N RED

OUTLAW[®]

Class C Featured Highlights

CONSTRUCTION & EXTERIOR

- ◆ Ford® E-Series Chassis - 7.3L V8 with 325HP & 450 lb-ft Torque w/TPM's
- ◆ Automatic Leveling Jacks with Touchpad Controls
- ◆ Slick Fiberglass Exterior with Graphics Package
- ◆ Premium Once-Piece Crossflex Exterior Roofing
- ◆ Lighted Rotocast Storage Compartments
- ◆ Flush Mount Radius Compartment Doors
- ◆ Power Patio Awning with Integrated LED Lighting
- ◆ Drop-Down Ramp Door, Patio Deck Railings & Manual Patio Awning (29J)
- ◆ Drop-Down Ramp Door (29T)
- ◆ Air Ventilation Sidewall Vents in Garage
- ◆ Stainless Steel Storage Cabinet in Garage (29J)
- ◆ Bug Screen Curtain in Garage
- ◆ Removable Interior/Exterior Table for Garage & Patio (29J)
- ◆ Spot Lights Over Ramp Door
- ◆ Black Frameless Windows

AUTOMOTIVE & COCKPIT

- ◆ 7" Touchscreen Dash Radio, Plug and Play Screen Mirroring with Back-Up Monitor
- ◆ SiriusXM® Tuner and Antenna
- ◆ Steering Wheel Audio & Camera Control
- ◆ Heated/Remote Exterior Mirrors with Integrated Side View Cameras
- ◆ Molded Automotice Cockpit Headliner
- ◆ Swivel Leatherette Captain's Chairs with Filler Cushions

- ◆ Dash Applique
- ◆ Cruise Control
- ◆ Winshield Privacy Curtain
- ◆ Keyless Entry System
- ◆ Emergency Start Switch
- ◆ Valve Stem Extenders
- ◆ Stainless Steel Wheel Liners
- ◆ Aluminum Running Boards
- ◆ LED Taillights
- ◆ Cab-Over Sleeping Area with Cup Holders & Telescoping Bunk Ladder

AUTOMOTIVE & COCKPIT OPTION

- ◆ Cab-Over Safety Child Net

INTERIOR

- ◆ Residential Vinyl Flooring
- ◆ Hard Vinyl Ceiling
- ◆ LED Lighting
- ◆ Ceiling Ducted Air Conditioning System in Living Area
- ◆ Flat Panel Cabinet Doors with Nickel Finish Hardware
- ◆ Leatherette Jack-Knife Sofas and Removable Pedestal Table (29J)
- ◆ Leatherette Sofa with Queen Size Murphy Bed Conversion and Removable Pedestal Table (29T)
- ◆ Wireless Phone Charger with USB Plug (29J)
- ◆ 12-volt Attic Fan with Cover in Cab-Over

KITCHEN

- ◆ Double Door Refrigerator
- ◆ Recessed 3-Burner Gas Cooktop with Glass Cover
- ◆ Range Hood with Task Light
- ◆ Convection Microwave Oven
- ◆ Pressed Laminate Countertops with Sink Cover(s)
- ◆ Large Stainless Steel Sink with Single Handle Faucet & Pull-Down Sprayer
- ◆ Kitchen Waste Basket
- ◆ Pantry
- ◆ 12-volt Vent in Kitchen

BEDROOM & BATHROOM

- ◆ Queen Size Powered Drop-Down Bunk in Garage (29J)
- ◆ Bedspread & Pillow Shams (29T)
- ◆ Foot Flush Toilet
- ◆ Shower with Anti-Bacterial Shower Curtain
- ◆ Showermi\$er Hot Water Recycling System
- ◆ Robe Hooks in Bathroom
- ◆ 12-Volt Vent in Bathroom

ENTERTAINMENT

- ◆ 40" TV on Manual Swivel
- ◆ 32" TV in Living Area & Garage (29J)
- ◆ Exterior 32" TV on Swivel Bracket with Bluetooth® Built-in Sound Bar and Radio
- ◆ HDMI Video Distribution Box
- ◆ Bluetooth® Coach Radio System in Garage
- ◆ Power Charging Center for Electronics

- ◆ Winegard® ConneCT™ 2.0 WiFi / 4G / TV Antenna
- ◆ Satellite Mounting Backer in Roof

ELECTRICAL & PLUMBING

- ◆ 4.0 kW Gas Generator
- ◆ 30-amp Shoreline Power Cord
- ◆ Automatic Transfer Swith with Power Protection
- ◆ Single Roof Air Conditioner
- ◆ 8,000 BTU Air Conditioner with remote in Garage
- ◆ Single Group 31 AGM House Battery
- ◆ Battery Tray for Four (4) Batteries
- ◆ 1,000-watt Entertainment Inverter
- ◆ Exterior LP Connection
- ◆ Tankless Water Heater
- ◆ 100-watt Solar Charging System with Power Controller
- ◆ Black Tank Flush System
- ◆ 360° Siphon® RV Holding Tank Vent Cap
- ◆ Holding Tanks with Heat Pads

For a complete listing of available features, visit thormotorcoach.com/outlaw-class-c.

Use your phone's camera to find out more information.

Just scan the code!



	29J	29T
Chassis	Ford	Ford
Gross Vehicle (GVWR)	14,500	14,500
Gross Combined (GCWR)	22,000	22,000
Wheel Base	219"	213"
Exterior Length (w/o ladder)	31'-2"	31'-2"
Exterior Height (w/AC)	10'-10"	10'-10"
Exterior Width (w/o mirrors)	99"	99"
Interior Height (living area)	84"	84"
Awning Size	16'	16'
Fuel (gal)	55	55
LPG (lbs)	40.9	40.9
Fresh/Waste/Gray Water (gal)	40 / 30 / 34.5	40 / 30 / 34.5
Water Heater (gal)	Tankless	Tankless
Furnace (BTUs)	19,000	19,000
Exterior Storage Capacity (cu. ft.)	17.2	18
Garage Capacity (lbs)	1,000	1,000
Hitch Weight Rating (lbs)	8,000	8,000



IMPORTANT—PLEASE READ: This brochure reflects product design, fabrication, material, components and specifications at the date of printing, which date is disclosed below. Please visit us online at ThorMotorCoach.com or consult with your selling dealership for the latest in standards, options, specification and technical information. Photographs in the brochure may depict optional equipment or may only be available in certain floor plans. Components, appliances and the chassis may have been manufactured in a calendar year before the vehicle's designated model year. All capacities are approximate. The actual length of the vehicle may differ from that indicated in the brochure due to variances in the manufacturing processes and/or installed components. All dry weights are based on standard model features and do not include optional features or equipment. Component part and appliance manufacturers issue limited warranties covering portions of the vehicle not covered under the limited warranty we issue. Copyright Thor Motor Coach, Inc. © OH 10/01/2022

P.O. Box 1486, Elkhart, IN 46515 Sales Department: 800.860.5658

thormotorcoach.com/toy-haulers

