

ARCTIC WOLF

CHEROKEE

LIGHTWEIGHTS

ARCTIC WOLF

FIFTH WHEELS



GO EXPLORE.

WHETHER YOU'RE TREKKING ACROSS THIS GREAT LAND OR SIMPLY ON A WEEKEND GETAWAY, THE CHEROKEE ARCTIC WOLF WILL PROVIDE THE COMFORT AND CONVENIENCE YOU NEED TO RELAX AND SIMPLY ENJOY LIFE'S JOURNEY.

Combining the two most powerful names in the RV industry today, Forest River and Cherokee have assembled a product team that thrives on modern manufacturing processes, quality, seamless customer service, efficient floor plan designs and the integration of modern household amenities all in a gamut of size ranges.

We would love to show you how different your camping experience can be with us at your side. Never feel alone on the road again. Join The Pack today and let Arctic Wolf show you the outdoors you've been missing.







287BH



BATHROOM



BUNK ROOM

OUR MOST POPULAR MULTI-SLEEPER AND FAMILY FUN COACH!

Interior highlights include an oversized u-dinette seating surface for all the kids, dual pots and pans drawers, oversized double bunk beds, farm-style sink and 6'4" tall slide rooms, electric fireplace and an 80" queen size bed. Some exterior refinements include an oversized 20' exterior awning, 15,000 BTU A/C, basement storage, Cherokee "Step Above" entry step, one-touch auto leveling and a deluxe outside kitchen for the camp chef!



KITCHEN



MASTER BEDROOM



287BH

FLOORPLAN SHEET

360 VIRTUAL TOUR

VIDEO WALK-THROUGH



3660 SUITE



LOFT



BUNK ROOM

SUPER SIZED MID-BUNK WITH OVERHEAD LOFT!

Interior highlights include a deluxe tri-fold sofa, plush theatre seats with heat-light-massage, stylish free-standing table with four seats, panoramic rear window for a view of the lake, farm style sink, and 6'4" tall slide rooms. Electric fireplace, two spare sleeping/storage areas, washer/dryer prep and a king bed. Some exterior refinements include, 15,000 BTU A/C, double basement storage, outside fridge/freezer combo and one-touch auto leveling.



KITCHEN



MASTER BEDROOM

3660 SUITE

FLOORPLAN SHEET

360 VIRTUAL TOUR

VIDEO WALK THROUGH



3880 SUITE



UNIQUELY DESIGNED MULTI-SLEEPER!

Interior highlights include a plush, full slide theatre seat with heat-light-massage, distressed wood island w/ four stools, panoramic rear and slide windows for a view of the lake, farm style sink, 6'4" tall slide rooms, electric fireplace, 48"x74" slide out bunk beds, washer/dryer prep and a king master bed. Some exterior refinements include, 15,000 BTU A/C, double basement storage, and one-touch auto leveling.

3880 SUITE

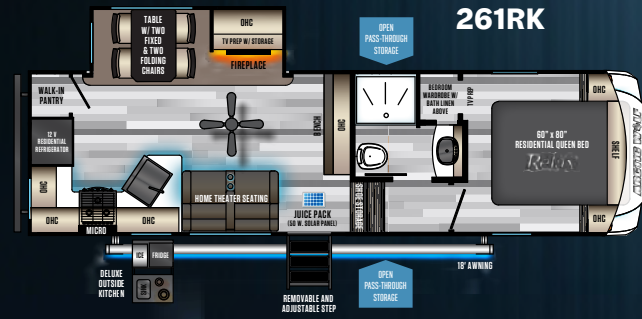
[FLOORPLAN SHEET](#)

[MODEL GALLERY](#)

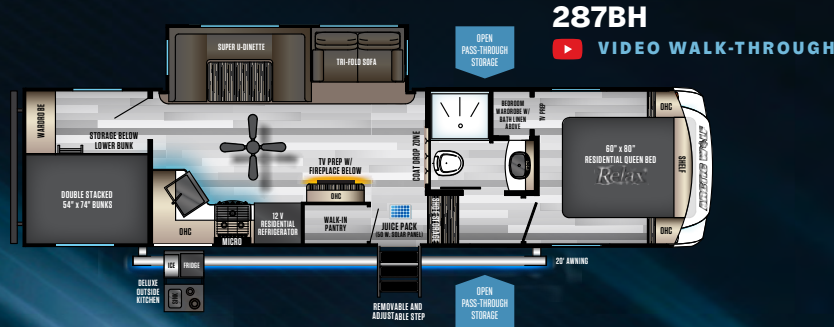
[VIDEO WALK THROUGH](#)

ARCTIC WOLF

FIFTH WHEELS

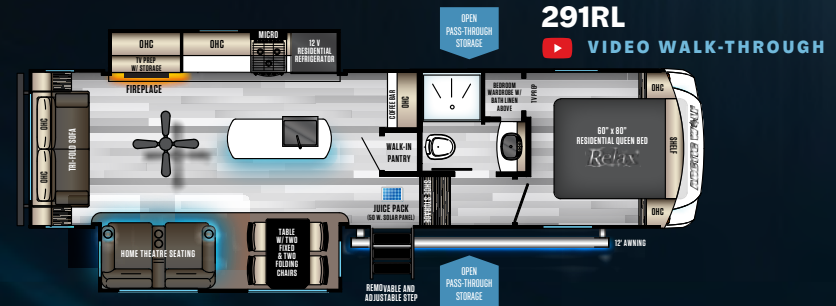


261RK



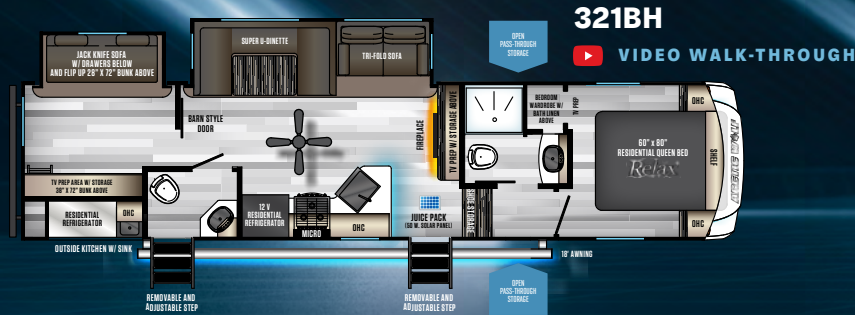
287BH

[▶ VIDEO WALK-THROUGH](#)



291RL

[▶ VIDEO WALK-THROUGH](#)



321BH

[▶ VIDEO WALK-THROUGH](#)

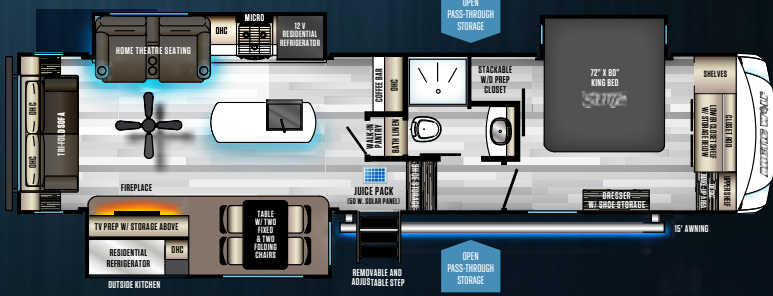


327MB

	261RK	287BH	291RL	321BH	327MB	3550SUITE	3660SUITE	3770SUITE	3880SUITE	3990SUITE
▶ HITCH (LBS)	1,140	1,325	1,255	1,615	1,540	1,445	1,655	2,260	2,005	2,080
▶ UVW (LBS)	7,583	8,368	8,358	9,288	9,178	9,568	10,828	10,893	10,803	11,688
▶ CCC (LBS)	3,757	3,157	3,097	2,527	2,562	2,077	2,827	3,367	3,202	2,392
▶ EXT LENGTH (FT/IN)	30' 9"	34' 10"	33' 6"	36' 9"	37' 2"	38' 1"	43' 3"	43' 2"	43' 2"	43' 4"
▶ EXT HEIGHT W/STD AC (FT/IN)	12' 11"	12' 11"	12' 11"	12' 11"	12' 11"	13' 3"	13' 1"	13' 1"	13' 2"	13' 1"
▶ EXT HEIGHT W/2ND AC (FT/IN)	< STD	< STD	< STD	< STD	< STD	13' 2"	13' 2"	13' 2"	13' 2"	13' 2"
▶ EXT WIDTH (FT)	8'	8'	8'	8'	8'	8'	8'	8'	8'	8'
▶ FRESH WATER TANK (GAL)	49	49	49	49	49	49	49	49	49	49
▶ BLACK WATER TANK (GAL)	35	35	35	70	35	35	35	70	35	35
▶ GREY WATER TANK (GAL)	70	70	70	70	70	70	70	70	70	70
▶ AWNING (FT)	18'	20'	12'	18'	12'	15'	20'	15'/12'	20'	20'

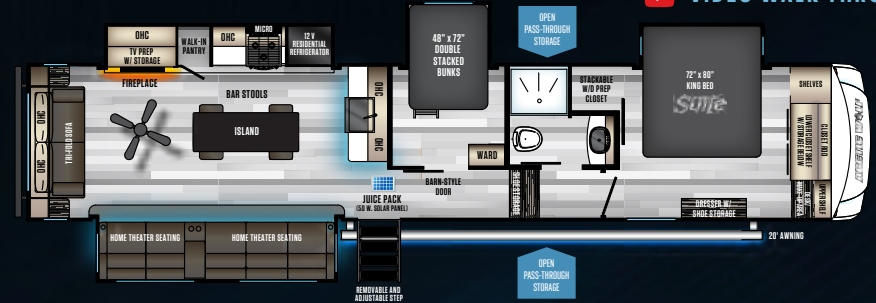
3550 SUITE

▶ VIDEO WALK-THROUGH



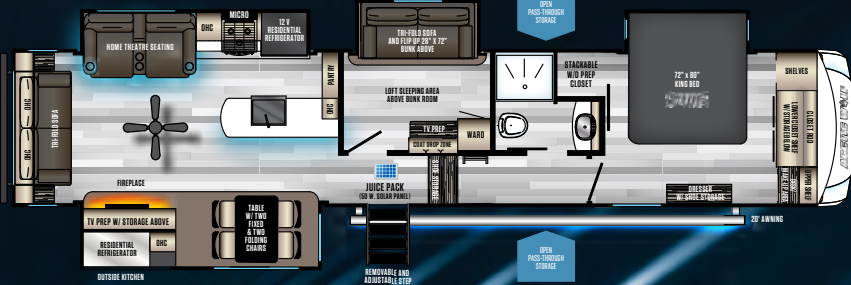
3880 SUITE

▶ VIDEO WALK-THROUGH



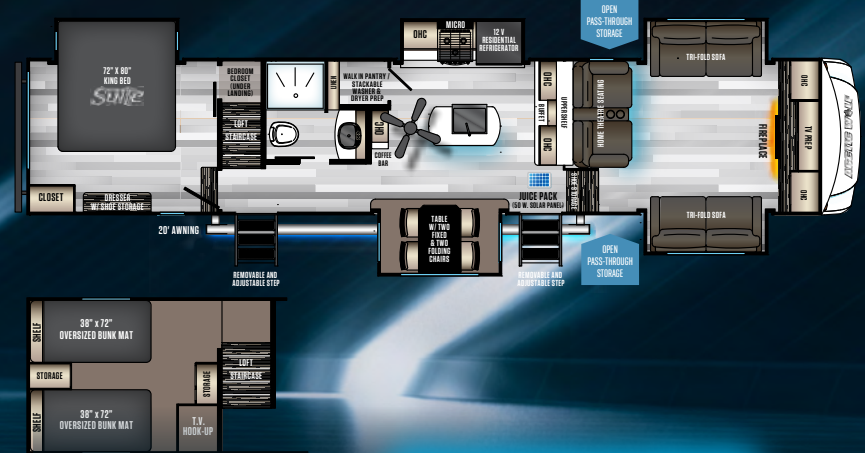
3660 SUITE

▶ VIDEO WALK-THROUGH



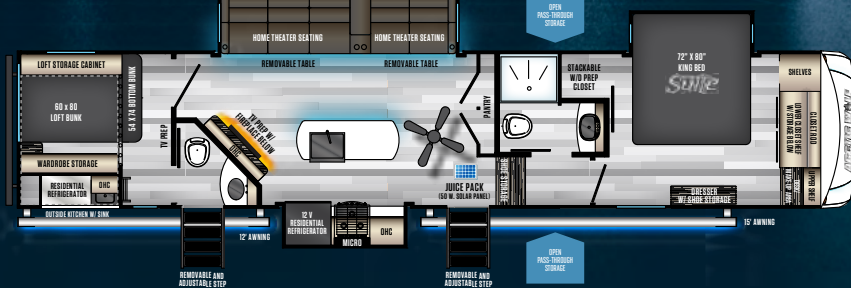
3990 SUITE

▶ VIDEO WALK-THROUGH



3770 SUITE

▶ VIDEO WALK-THROUGH



ARCTIC WOLF "TWELVE PACK" FEATURES

- § Ground Control 3.0® Automatic Electric Leveling System
- § Wireless Rear Observation Camera With Microphone/Speaker And Night Mode Operation
- § Zebra Shades in Main Living Area
- § 80" Residential Length Mattress (60" x 80" Non-Bed Slides and 72" x 80" Bed Slides)
- § Arctic "Step Above" Entry Step
- § Tufflex™ PVC Roof Membrane
- § Juice Pack Solar Power (50W Roof Mount Panel Series, Series 27 Battery, Battery Disconnect and Box, Volt Meter and 30 Amp Solar Charger)
- § Cannon™ 12v High Efficiency 11 Cu. Ft. Residential Refrigerator
- § Total Control® Smart RV Technology
- § 100% Dark Tinted Safety Glass Entry Door(s) With Friction Hinge, Viewing Window And Shade Prep
- § 6' 4" Slide Room Height (Main Level Floor Slides)
- § Smart Monitor Panel

LIMITED PACKAGE

* OPTIONAL PACKAGE. NOT ALL ITEMS AVAILABLE ON ALL MODELS. SEE PARTICIPATING DEALERS FOR DETAILS.



Quick Clean Waste Tank Sprayer



"Total Control" Wireless Operation of Auto Leveling, Multiple Light Zones, Awning[s], Monitor Panel and All Slides




"Zebra Shades" In Main Living Area (Light Filtering with Blackout Capability)




Rear Observation Camera with Bluetooth Connectivity and Operation



6'4" Slide Room Height with Oversized Panoramic Windows (Main Level Floor Slides)



Cherokee Exclusive Exterior Step[s] with Oversized Landing, 600LB. Capacity, Quick Release and Kick Plate



Tire Pressure Safety Sensors



Automated Leveling and Stabilization System with Auto Memory and Dual Control Accessibility



Commercial Grade Spring Spout Kitchen Faucet with Pull-out Sprayer



Power Gear™ Frame Technology and Space Saver Rail Design




Seamless Counter Tops Throughout



Slam Latch Compartment Doors with "Safety Stay" Magnet Technology




100% Safety Glass Entry Door with Dark Tint, Friction Hinge, Viewing Window and Shade Prep



Residential, Oversized Farm Style Kitchen Sink with Flush Mount Cover



"Clean Sweep" Floor Design (No Heat Vents)



Dual Port USB Charging Stations (Multiple Locations in Living, Kitchen, Bed and Bunk Area)



8" Ceiling Mounted, 200W Subwoofer with Accent Lighting



Cannon™ 12V, High Efficiency, 11 Cubic Foot Residential Refrigerator with Travel Lock

ARCTIC WOLF STANDARDS & OPTIONS

ELEMENTAL PROTECTION PACKAGE

(Not all items available on all models)

- + Best In Class Size, High Efficiency Furnace (35,000 BTU's)
- + Armored Underbelly Tank Enclosure and Forced Air Heat to All Holding Tanks
- + High Capacity Electric Fireplace (5200 BTU's) with Multiple Heat and Fan Settings (Comes with Remote)
- + High Circulation Interior Ceiling Fan
- + Insulator Series (Non-Conductive Material) Wood Roof and Floor Superstructure
- + Oversized Bathroom Attic Fan for Increased Interior Air Flow
- + High Efficiency "Super H" Duct Pattern and Cooling System
- + Seamless Roofing Membrane with Heat Reflectivity
- + 50AMP Electrical Service and Marine Style Detachable Power Cord
- + Supersized, Central Air Conditioning Unit (15,000 BTU) with Quick Cool Air Dump Feature
- + Upgraded 2" Thick Laminated Exterior Walls with Block Foam Insulation

LIMITED PACKAGE

(Not all items available on all models)

- + Cannon™ 12V, High Efficiency, 11 Cubic Foot Residential Refrigerator with Travel Lock
- + Total Control™ Wireless Operation of Auto Leveling, Multiple Light Zones, Awning(s), Monitor Panel and All Slides
- + Zebra Shades™ (Light Filtering with Blackout Capability) In Main Living Area
- + Rear Observation Camera with Bluetooth Connectivity and Operation
- + 6'4" Slide Room Height (Main Level Floor Slides) with Oversized Panoramic Windows
- + Automatic Leveling and Stabilization System with Hitch Memory and Dual Control Accessibility
- + Commercial Grade Spring Spout Kitchen Faucet with Pull-out Sprayer
- + Cherokee Exclusive Exterior Step(s) with Oversized Landing, 600LB. Capacity, Quick Release and Kick Plate
- + Power Gear™ Frame Technology and Space Saver Rail Design
- + 8" Ceiling Mounted, 200W Subwoofer with Accent Lighting
- + Quick Clean Waste Tank Sprayer
- + Residential, Oversized Farm Style Kitchen Sink with Flush Mount Cover

- + 100% Safety Glass Entry Door with Dark Tint, Friction Hinge, Viewing Window and Shade Prep
- + Seamless Counter Tops Throughout
- + Slam Latch Compartment Doors with "Safety Stay" Magnet Technology
- + Tire Pressure Safety Sensors.
- + Dual Port USB Charging Stations (Multiple Locations in Living, Kitchen, Bed and Bunk Area)
- + Clean Sweep™ Floor Design (No Heat Vents)

STANDARDS

- + 60"x80" Residential Queen-Sized Mattress (Non-Bed Slide Models)
- + 72"x80" Residential King-Sized Mattress (Bed Slide Models)
- + Individual Reading Lights at Bed
- + Night Stand Drawers (Non-Bed Slide Models)
- + Full Walk Around space in Bedroom
- + Full Width Front Bedroom Closet with Built In's and Sliding Doors (Bed Slide Models)
- + Full Under Bed Storage with Strut Lift Assist
- + Pleated Shades in Bedroom and Bunkroom
- + Oversized Bedroom Dresser with Shoe Nook (Bed Slide Models)
- + Super-Stor™ Bedroom Closet with Full Depth Hanging Space and Built In's (Includes Washer/Dryer Prep for Bed Slide Models)
- + Bedroom TV Prep
- + Full Lino Bedroom Floor Covering
- + Nautilus Style Shower with Retractable Splash Proof Door
- + Shower Skylight
- + Porcelain Stool with Water Jet Assist and Foot Flush
- + Oversized Lav Sink, Countertop, Base Cabinet and Medicine Cabinet
- + Motion Sensing Night Light in Bathroom
- + Space Saver Sliding Door in Bathroom
- + Full Bath Linen with Toiletry Shelf (Non-Bed Slide Models)
- + Motion Sensing Safety Light at Hall Steps
- + Interior Mounted "My RV" Control Pad Diagnostic and Auto Level Control Pad
- + Smart Monitor Panel with Smart Phone Bluetooth Connectivity
- + Pots and Pans Drawer Under Oven
- + Large Pantry
- + Hand Sanitizer Station at Kitchen Sink

- + "Blackout" Kitchen Appliance and Hardware Package
- + Butcher Block Style Cutting Board and Backsplash in Kitchen
- + "Home Spa" Theatre Seat with Heat, Massage and Ambient Lighting (Where Applicable)
- + Deluxe Tri-Fold Sofa Sleeper (Where Applicable)
- + (2) Fixed and (2) Foldable Free Standing Dinette Chairs with Seat Storage (Where Applicable)
- + Booth Dinette with Pots and Pans Drawers (Where Applicable)
- + Dual Zone Bluetooth Stereo Optimized for USB Flash Drives, iPods and Other MP3 Players
- + 2nd Oversized 15,000 BTU Ducted Air Conditioner (Bed Slide Models)
- + Prepped for 2nd Air Conditioner (Non-Bed Slide Models)
- + Aluminum Rims
- + "ToughBend" Rigid Skirt Metal Design
- + Outside TV Prep in Pass Thru
- + Leash Latch Pet Safety Technology
- + Motion Sensing Lights in Pass Thru
- + "SuperStor" Dual Cavern Basement Storage Compartment (Bed Slide Models)
- + Convenience Light at Utility Center
- + Large Exterior Folding Entry Assist Grab Handle (All Entries)
- + 5/8" Tongue and Groove Plywood Floor Decking
- + 1x Engineered Wood "SuperTruss" Roof Structure with 3/8" Decking
- + Battery Disconnect
- + Bumper Mount Swing Arm Grill Prep
- + LED Interior/Exterior Lighting Package
- + Outside Shower with Hot and Cold Water
- + Water Source and Sink for All Outside Kitchens

OPTIONS

- + 2nd Supersized Air Conditioning Unit (15,000 BTU) with Immediate Quick Cool Dump Feature (STD SUITE Models)
- + Arctic Wolf Swing Arm Style Bumper Mount Grill
- + Large Residential Size LED TV
- + Rear Storage Travel Rack
- + Juice Pack - 50W Roof Mount Solar Panel (Expandable to 500W), Series 27 Battery, Battery Box, Battery Disconnect, Volt Meter and 30AMP Solar Charger (Mandatory)
- + Juice Pack Expansion Kit (100W Panel)



WE BUILD VACATIONS ONE ARCTIC WOLF AT A TIME.

We would love to show you how different your camping experience can be with us at your side. Never feel alone on the road again. Join the pack today and let Arctic Wolf show you the outdoors you've been missing.



24/7 EMERGENCY ROADSIDE ASSISTANCE WITH VEHICLE PURCHASE*

TOWING
JUMP-STARTS
TIRE CHANGES
FLUID DELIVERY
LOCKOUT
SERVICE

WINCH-OUT
MOBILE MECHANIC
TECHNICAL
SUPPORT
DEALER LOCATOR
SERVICES



*VALID FOR 1 YEAR FROM DATE OF PURCHASE



PRE-DELIVERY INSPECTION FACILITY

20,000 square feet of quality assurance. The bare essentials for a premium product. This state-of-the-art facility gives immediate daily feedback to production for quality assurance in every unit built.

Specification Definitions :: GVWR (Gross Vehicle Weight Rating) - is the maximum permissible weight of the unit when fully loaded. It includes all weights, inclusive of all fluids, cargo, optional equipment and accessories. For safety and product performance do NOT exceed the GVWR. // **GAWR (Gross Axle Weight Rating)** - is the maximum permissible weight, including cargo, fluids, optional equipment and accessories that can be safely supported by a combination of all axles. // **UVW (Unloaded Vehicle Weight)*** - is the typical weight of the unit as manufactured at the factory. It includes all weight at the unit's axle(s) and tongue or pin and LP Gas. The UVW does not include cargo, fresh potable water, additional optional equipment or dealer installed accessories. *Estimated average based on standard build optional equipment. // **CCC (Cargo Carrying Capacity)**** - is the amount of weight available for fresh potable water, cargo, additional optional equipment and accessories. CCC is equal to GVWR minus UVW. Available CCC should accommodate fresh potable water (8.3 lbs per gallon). Before filling the fresh water tank, empty the black and gray tanks to provide for more cargo capacity. ** Estimated average based on standard build optional equipment // Each Forest River RV is weighed at the manufacturing facility prior to shipping. A label identifying the unloaded vehicle weight of the actual unit and the cargo carrying capacity is applied to every Forest River RV prior to leaving our facilities. The load capacity of your unit is designated by weight, not by volume, so you cannot necessarily use all available space when loading your unit. // All information contained in this brochure is believed to be accurate at the time of publication. However, during the model year, it may be necessary to make revisions and Forest River, Inc., reserves the right to make all such changes without notice, including prices, colors, materials, equipment and specifications as well as the addition of new models and the discontinuance of models shown in this brochure. Therefore, please consult with your Forest River dealer and confirm the existence of any materials, design or specifications that are material to your purchase decision. Litho. U.S.A. FOR 1758 P8W; 2020.12.09

Arctic Wolf Warranty. Our promise to you.

FOR DETAILS ON ARCTIC WOLF'S COMPLETE WARRANTY PROGRAM, SEE YOUR ARCTIC WOLF DEALER. When it comes to backing products with the same quality and commitment it does when it begins the manufacturing process, the only name you have to remember when you're looking for a recreational vehicle is Arctic Wolf. Arctic Wolf offers the following additional limited warranties to the original purchasers. Consult written warranty for details.

CUSTOMER SATISFACTION



www.ForestRiverBuyLocal.com

FREE MEMBERSHIP
to Forest River Owners' Group

www.forestriverfrog.com



WHETHER YOU'RE TREKKING ACROSS THIS GREAT LAND OR SIMPLY ON A WEEKEND GETAWAY, THE CHEROKEE ARCTIC WOLF WILL PROVIDE THE COMFORT AND CONVENIENCE YOU NEED TO RELAX AND SIMPLY ENJOY LIFE'S JOURNEY.

Combining the two most powerful names in the RV industry today, Forest River and Cherokee have assembled a product team that thrives on modern manufacturing processes, quality, seamless customer service, efficient floor plan designs and the integration of modern household amenities all in a gamut of size ranges.

We would love to show you how different your camping experience can be with us at your side. Never feel alone on the road again. Join The Pack today and let Arctic Wolf show you the outdoors you've been missing.



Learn More
Scan this barcode using
a QR Reader on your
smart phone to learn
more about Forest River.



A Berkshire Hathaway company

YOUR ARCTIC WOLF DEALER

Colton RV & Marine
3122 Niagara Falls Blvd
North Tonawanda, NY 14120
(716) 694-0188
www.ColtonRV.com

Colton RV
3443 Southwestern Blvd.
Orchard Park, NY 14127
(716) 957-3250
www.Coltonrv.com