

# Sun **TRACKER**™

WHERE MOMENTS BECOME MEMORIES

1983 **40** YEARS 2023



**AMERICA'S #1 BEST SELLING PONTOON BOATS**  
**2023**



# TURN MOMENTS INTO MEMORIES

For 40 years, SUN TRACKER Boats has crafted pontoon boats to help anglers, families and other outdoors enthusiasts enjoy better moments together. Whether you're teaching your grandkids to fish, inviting your friends over for a pontoon party or just spending quality time with your significant other, SUN TRACKER has the features, comfort and room you need to transform every moment into an unforgettable memory.



## World-class experiences

As the Official Family Pontoon Boat of Walt Disney World® Resort and Big Cedar® Lodge, SUN TRACKER helps guests at these world-class resorts make memories on the water through fishing excursions and leisure boat rentals.

The official pontoon boat of



# TABLE OF CONTENTS

<b>A LEGACY OF TRUST</b>	<b>4</b>
<b>CONSTRUCTION &amp; WARRANTY</b>	<b>6</b>
<b>FISHING PONTOON SHARED FEATURES</b>	<b>8</b>
<b>FISHING PONTOON INTRO</b>	<b>10</b>
<b>FISHING PONTOON LINEUP</b>	<b>12</b>
BASS BUGGY® 16 XL SELECT	14
BASS BUGGY® 18 DLX	15
FISHIN' BARGE® 20 DLX	16
FISHIN' BARGE® 22 DLX	17
FISHIN' BARGE® 22 XP3	18
<b>SPORTFISH PONTOON INTRO</b>	<b>19</b>
<b>SPORTFISH PONTOON FEATURES</b>	<b>20</b>
SPORTFISH™ 20 DLX	21
SPORTFISH™ 22 DLX	22
SPORTFISH™ 22 XP3	23
<b>RECREATION PONTOON SHARED FEATURES</b>	<b>24</b>
<b>RECREATION PONTOON INTRO</b>	<b>26</b>
<b>RECREATION PONTOON LINEUP</b>	<b>28</b>
PARTY BARGE® 18 DLX	30
PARTY BARGE® 20 DLX	31
PARTY BARGE® 22 DLX	32
PARTY BARGE® 22 RF DLX	33
PARTY BARGE® 22 XP3	34
PARTY BARGE® 22 RF XP3	35
<b>TRAILERS</b>	<b>36</b>
<b>SEE YOU ON THE WATER!</b>	<b>38</b>



# A LEGACY OF TRUST

Johnny Morris founded Bass Pro Shops® in 1972 to provide anglers a one-stop shop filled with great deals on the gear they needed. In 1978, he extended that legacy to the boating industry with the BASS TRACKER®, the first-ever boat, motor and trailer package.

Today, Bass Pro Shops and Cabela's are recognized as the world's premier outdoors retailers and WHITE RIVER MARINE GROUP® (WRMG), the parent company to SUN TRACKER® Boats, is the world's largest boat builder by volume. In addition to SUN TRACKER, WRMG crafts an array of fishing and recreational boats—aluminum and fiberglass—and off-road vehicles, right here in America!



THANK YOU FOR CONSIDERING SUN TRACKER! ALL OF US HERE ARE LOOKING FORWARD TO HELPING YOU AND YOUR'S HAVE A TON OF FUN TIMES TOGETHER. HAPPY FISHIN' & PLAYIN'!

— JOHNNY MORRIS  
— Founder, Bass Pro Shops®

## BACKED BY THE INDUSTRY LEADER IN BOATING

Want to see your new SUN TRACKER boat in person? You'll find them at hundreds of quality dealers around the world, including more than 130 Bass Pro Shops/Cabela's Boating Centers and hundreds of quality dealers across North America.

Many of these dealerships, including all of the Boating Centers, have a service center staffed with factory-trained and certified technicians, so you're assured to have a full-service center nearby to keep you on the water.



Every location also follows our **NO HAGGLE NO HASSLE®** pricing policy—every model is priced at after-negotiation levels across all media. This means you'll find the same great prices at our dealerships as you will across our brochures, catalogs, ads and suntrackerboats.com. Whenever and wherever you shop, you'll get the industry's best value without having to bargain for it.

## 3 CONVENIENT WAYS TO SHOP



### IN PERSON

You'll find SUN TRACKER boats at hundreds of quality dealers around the world, including more than 130 Bass Pro Shops and Cabela's locations and hundreds of independent dealers across North America.



### ON THE PHONE

Call 855.580.0755 to speak to one of our knowledgeable representatives at the White River Online Sales team. Our team is ready and waiting to help you launch the boat of your dreams!



### ONLINE

Visit [SUNTRACKERBOATS.COM](http://SUNTRACKERBOATS.COM) to find more photos, videos, comprehensive boat features and specifications and complete pricing details. You can even apply for credit and order a boat!



**BASS PRO SHOPS  
VIP OWNER'S CARD**  
W/ALL NEW BOAT PURCHASES, RECEIVE A  
**10% DISCOUNT**  
ON SELECT ITEMS AT BASS PRO SHOPS  
SEE [BASSPRO.COM/VIP](http://BASSPRO.COM/VIP) FOR DETAILS.







# Quality Crafted

for your family's safety

## 1. Multichambered pontoon logs

SUN TRACKER pontoon logs are multichambered and pressure-tested twice at the factory.

## 2. M-brackets

We weld M-shaped brackets to the top of the logs. On 20' and longer models, the exterior is one piece to provide extra support.

## 3. Deck support

The deck sits on full-width Z-bar cross members, just like the floor joists in a house. We variably space the bars to provide support where needed—we also use more cross members than many other brands. The bars have a box-beam design that is stronger than open styles.

## 4. TEK fasteners

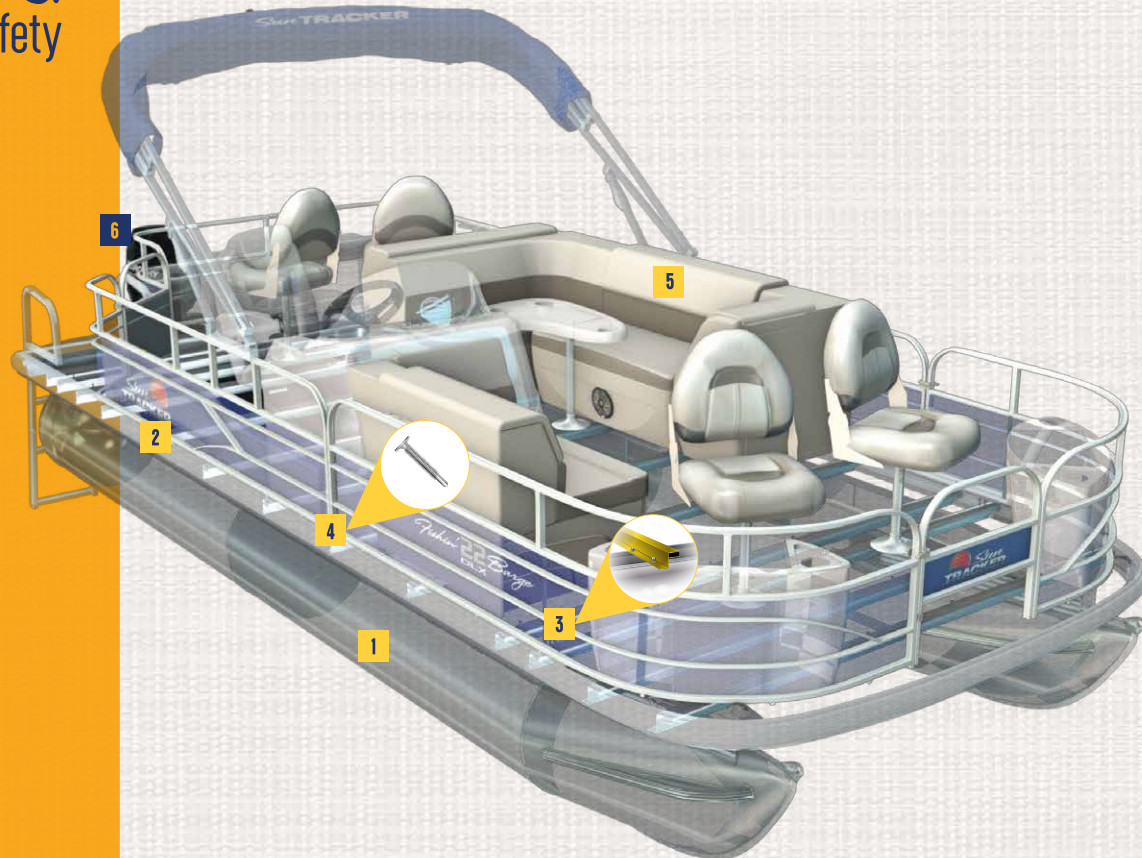
We secure the deck with TEK fasteners that friction weld to the Z-bars.

## 5. Custom seating

We design and build SUN TRACKER seating in-house. We rotomold the bases, and skilled craftspeople with years of experience cut, sew and tailor the upholstery to exact measurements using marine-grade vinyl and thread. All cushions feature a moisture barrier to prevent water intrusion.

## 6. Factory rigging

Mercury®-trained technicians factory-rig every SUN TRACKER to ensure optimal, reliable performance.




At SUN TRACKER®, we believe that families shouldn't have to pay premium prices to get a feature-packed, premium-quality pontoon boat that will last them for years to come.

At every step of the design and build process, our team works to determine the best way to keep quality high, and costs low, starting with the materials. WHITE RIVER MARINE GROUP®, our parent company, is the world's largest boat manufacturer by volume, which allows us to source quality components and materials at lower costs. Then, like the leading aerospace, automobile and medical companies, we use Lean Six Sigma manufacturing principles to reduce waste and improve quality.

In addition, we design and build most of our components in-house, which helps us control quality while eliminating costs associated with third-party suppliers. We also use high-tech processes, such as laser and plasma cutters and robotic welders, to ensure accuracy and less waste time after time.

It all comes together to produce savings in a number of ways—savings that we pass on to you!



**10**  
+ LIFE  
WARRANTY

PEACE OF  
MIND

### Our standard factory warranty includes:

- 10-year bow-to-stern warranty
- Limited lifetime structural & deck warranty
- Provisions for transfer to second owner
- 1-stop factory warranty resolution
- Full coverage throughout warranty period—no pro-rating

For complete warranty details, visit  
[suntrackerboats.com/warranty.html](http://suntrackerboats.com/warranty.html)



**NMMA**®

MARINE INDUSTRY CSI AWARD

**RECOGNIZED  
FOR EXCELLENCE**

in customer satisfaction  
ten times in a row

Once again, the National Marine Manufacturers Association® honored SUN TRACKER® boats with the CSI Award for Customer Satisfaction for Pontoon Boats. This recognition reflects thousands of SUN TRACKER owners reporting satisfaction ratings that are 90 or higher on a 100-point scale.





the Original fishing pontoon



Livewell

Fishing Rod Storage

In-Floor Storage exclusively on XP3 models

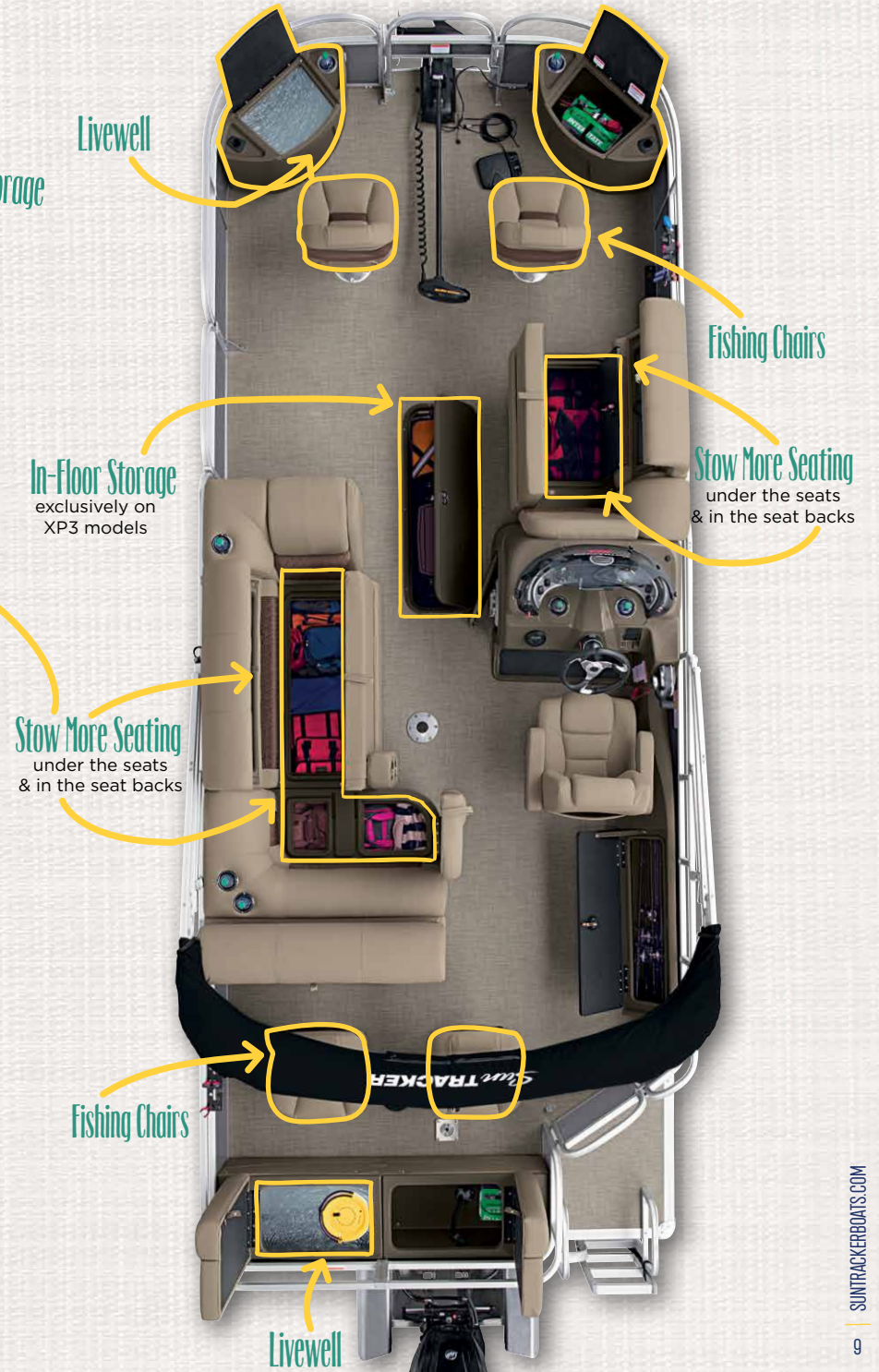
SUN TRACKER® was created by Johnny Morris, the same guy who introduced the BASS TRACKER®. Therefore, it's no surprise that when he followed with a line of pontoon boats, he kicked it all off with the BASS BUGGY®—the industry's first fishing-featured pontoon boat.

Today, the SUN TRACKER fishing pontoon lineup includes BASS BUGGY®, FISHIN' BARGE® and SPORTFISH™ models, all designed to help fishing families enjoy their favorite pastimes together on the water.

True to their heritage, every model comes with features like fold-down fishing chairs, at least one aerated livewell (many have two) and rod storage.

But, these aren't just fishing boats—they're also family fun boats! And therefore, each one comes with lounge seating, complete with plenty of storage for everyone's gear. The 20' and longer models add to that with the STOW MORE™ seat storage system, which includes seat-back compartments that add 50% more storage to equipped couches. The FISHIN' BARGE® 22 models also include an additional compartment at the aft fishing deck that is perfect for stowing tackle boxes inside.

Other great features everyone will enjoy include the Bimini top, stereo (except the 16 XL), inward-swinging gates (including the port wheelchair-accessible gate) and swiveling helm seat.





# Fishing

fun & family

## FISHIN' SERIES

We take fun seriously, but we're also pretty serious about taking in everything the lake has to offer, and that means wetting a line every now and then. The SUN TRACKER Fishin' Series is designed with your whole crew in mind and features a wealth of versatility to undertake any on-water activity. With dedicated rod storages, livewells, fold-down fishing seats, trolling motor and fishfinder options, fun-filled memories won't be the only keepers you'll hook.





# Fully loaded Fishing Machines

CHECK OUT THE 2023 FISHIN' BARGE® LINEUP!



## BASS BUGGY® 16 XL SELECT

DECK LENGTH	16' (4.88 m)
LOG DIAMETER	24" (60.96 cm)
MAXIMUM REC. HP	50
MAXIMUM PEOPLE	7



## BASS BUGGY® 18 DLX

DECK LENGTH	17' 8" (5.38 m)
LOG DIAMETER	24" (60.96 cm)
MAXIMUM REC. HP	75
MAXIMUM PEOPLE	8



## FISHIN' BARGE® 20 DLX

DECK LENGTH	19' 10" (6.05 m)
LOG DIAMETER	24" (60.96 cm)
MAXIMUM REC. HP	90
MAXIMUM PEOPLE	10



## FISHIN' BARGE® 22 DLX

DECK LENGTH	22' 1" (6.73 m)
LOG DIAMETER	24" (60.96 cm)
MAXIMUM REC. HP	150
MAXIMUM PEOPLE	11



## FISHIN' BARGE® 22 XP3

DECK LENGTH	22' 1" (6.73 m)
LOG DIAMETER	26" (66.04 cm)
MAXIMUM REC. HP	200
MAXIMUM PEOPLE	11

*Previous model year shown.*



## SPORTFISH™ 20 DLX

DECK LENGTH	19' 10" (6.05 m)
LOG DIAMETER	24" (60.96 cm)
MAXIMUM REC. HP	90
MAXIMUM PEOPLE	10



## SPORTFISH™ 22 DLX

DECK LENGTH	22' 1" (6.73 m)
LOG DIAMETER	24" (60.96 cm)
MAXIMUM REC. HP	150
MAXIMUM PEOPLE	10



## SPORTFISH™ 22 XP3

DECK LENGTH	22' 1" (6.73 m)
LOG DIAMETER	26" (66.04 cm)
MAXIMUM REC. HP	200
MAXIMUM PEOPLE	11

*Previous model year shown.*



# BASS BUGGY 16 XL SELECT

## CATCH THE FUN!

Scan here for complete pricing, engine, specification, & feature details.



## KEY FEATURES

- ▶ Console-mounted rod holder
- ▶ Swiveling helm bucket seat
- ▶ Full-width swim platform w/boarding ladder
- ▶ Forward-console 9-gal. aerated livewell w/padded cushion

## COLOR OPTIONS:



Copper Red



Indigo Blue

## SPECIFICATIONS:

OVERALL LENGTH	LOG DIAMETER	DECK WIDTH
<b>18' 5"</b> (5.61 m)	<b>24"</b> (60.96 cm)	<b>8'</b> (2.44 m)

FUEL CAPACITY	MAX. PEOPLE/WEIGHT	MAX. HP
<b>6 GAL.</b> (22.71 L)	<b>71,090 LBS.</b> (494.42 kg)	<b>50</b>

Shown in Indigo Blue

See website for complete engine, specification and feature details.



# BASS BUGGY 18 DLX

## CATCH THE FUN!

Scan here for complete pricing, engine, specification, & feature details.



## KEY FEATURES

- ▶ Rotomolded 9 & 8-gal. aerated livewell
- ▶ Fore & aft fishing decks w/fishing chairs & rod holders
- ▶ 9' Dowco EasyLift™ Bimini top
- ▶ Adjustable, swiveling helm bucket seat

## COLOR OPTIONS:



Copper Red



Indigo Blue

## SPECIFICATIONS:

OVERALL LENGTH	LOG DIAMETER	DECK WIDTH
<b>20'</b> (6.1 m)	<b>24"</b> (60.96 cm)	<b>8' 2"</b> (2.49 m)

FUEL CAPACITY	MAX. PEOPLE/WEIGHT	MAX. HP
<b>32.1 GAL.</b> (121.5 L)	<b>8/1,200 LBS.</b> (544.31 kg)	<b>75</b>

Shown in Indigo Blue

See website for complete engine, specification and feature details.





# FISHIN' BARGE® 20 DLX

## CATCH THE FUN!

Scan here for complete pricing, engine, specification, & feature details.



## KEY FEATURES

- ▶ 10- & 8-gal. aerated livewells
- ▶ Fore & aft fishing decks w/fishing chairs & rod holders
- ▶ 10' SureShade® powered Bimini top w/push-button stow & deploy
- ▶ Bluetooth® stereo w/2 speakers

## COLOR OPTIONS:

-  Charcoal Metallic
-  Indigo Blue

## SPECIFICATIONS:

OVERALL LENGTH	LOG DIAMETER	DECK WIDTH
<b>21' 11"</b> (6.68 m)	<b>24"</b> (60.96 cm)	<b>8' 6"</b> (2.59 m)

FUEL CAPACITY	MAX. PEOPLE/WEIGHT	MAX. HP
<b>32.1 GAL.</b> (121.5 L)	<b>10/1,370 LBS.</b> (621. kg)	<b>90</b>

Shown in Indigo Blue



See website for complete engine, specification and feature details.

# FISHIN' BARGE® 22 DLX

## CATCH THE FUN!

Scan here for complete pricing, engine, specification, & feature details.



## KEY FEATURES

- ▶ STOW MORE™ seat storage system w/seat-back & underseat storage compartments
- ▶ 10' SureShade® powered Bimini top w/push-button stow & deploy
- ▶ Aft boarding platform w/4-step fold-down boarding ladder

## COLOR OPTIONS:

-  Charcoal Metallic
-  Indigo Blue

## SPECIFICATIONS:

OVERALL LENGTH	LOG DIAMETER	DECK WIDTH
<b>24' 2"</b> (7.37 m)	<b>24"</b> (60.96 cm)	<b>8' 6"</b> (2.59 m)

FUEL CAPACITY	MAX. PEOPLE/WEIGHT	MAX. HP
<b>32.1 GAL.</b> (121.5 L)	<b>11/1,500 LBS.</b> (680.39 kg)	<b>150</b>

Shown in Indigo Blue



See website for complete engine, specification and feature details.



# FISHIN' BARGE® 22 XP3

## CATCH THE FUN!

Scan here for complete pricing, engine, specification, & feature details.



## KEY FEATURES

- ▶ STOW MORE™ seat storage system w/seat-back & underseat storage compartments
- ▶ 10' SureShade® powered Bimini top w/push-button stow & deploy
- ▶ Aft boarding platform w/4-step fold-down boarding ladder

## COLOR OPTIONS:



Charcoal Metallic



Indigo Blue

## SPECIFICATIONS:

OVERALL LENGTH	LOG DIAMETER	DECK WIDTH
<b>24' 2"</b> <small>(7.37 m)</small>	<b>26"</b> <small>(66.04 cm)</small>	<b>8' 6"</b> <small>(2.59 m)</small>

FUEL CAPACITY	MAX. PEOPLE/WEIGHT	MAX. HP
<b>52 GAL.</b> <small>(196.82 L)</small>	<b>11/1,575 LBS.</b> <small>(714.41 kg)</small>	<b>200</b>



Shown in Charcoal Metallic

Previous model year shown. See website for complete engine, specification and feature details.

# Fish & Sunsets

catch 'em all in one spot

## SPORTFISH SERIES

At SUN TRACKER®, we know that your family/crew is interested in doing a variety of activities, from fishing to lounging to reading—at the same time! That's why we created the SPORTFISH™ series.






# SPORTFISH SERIES features

SUN TRACKER Sportfish pontoons are custom crafted for the family that's all about everything the lake has to offer. Each model is built with a layout that excels at fishing, tubing, or soaking up the sun. Extra storage in STOW MORE™ seatback seating carries all the gear you'll need while dedicated rod and tackle holders keep fishing gear secure and handy.

Each is meticulously appointed with plush lounges, custom-crafted fishing chairs, and a swiveling helm seat, all with durable marine-grade vinyl upholstery that delivers years of weatherproof performance.

Every Sportfish model is available with a range of engines from economical gas-sippers to exhilarating performance-driven options to fit every budget and personality. No matter what you're looking for in a pontoon, you'll find it in a SUN TRACKER Sportfish pontoon.



Livewell

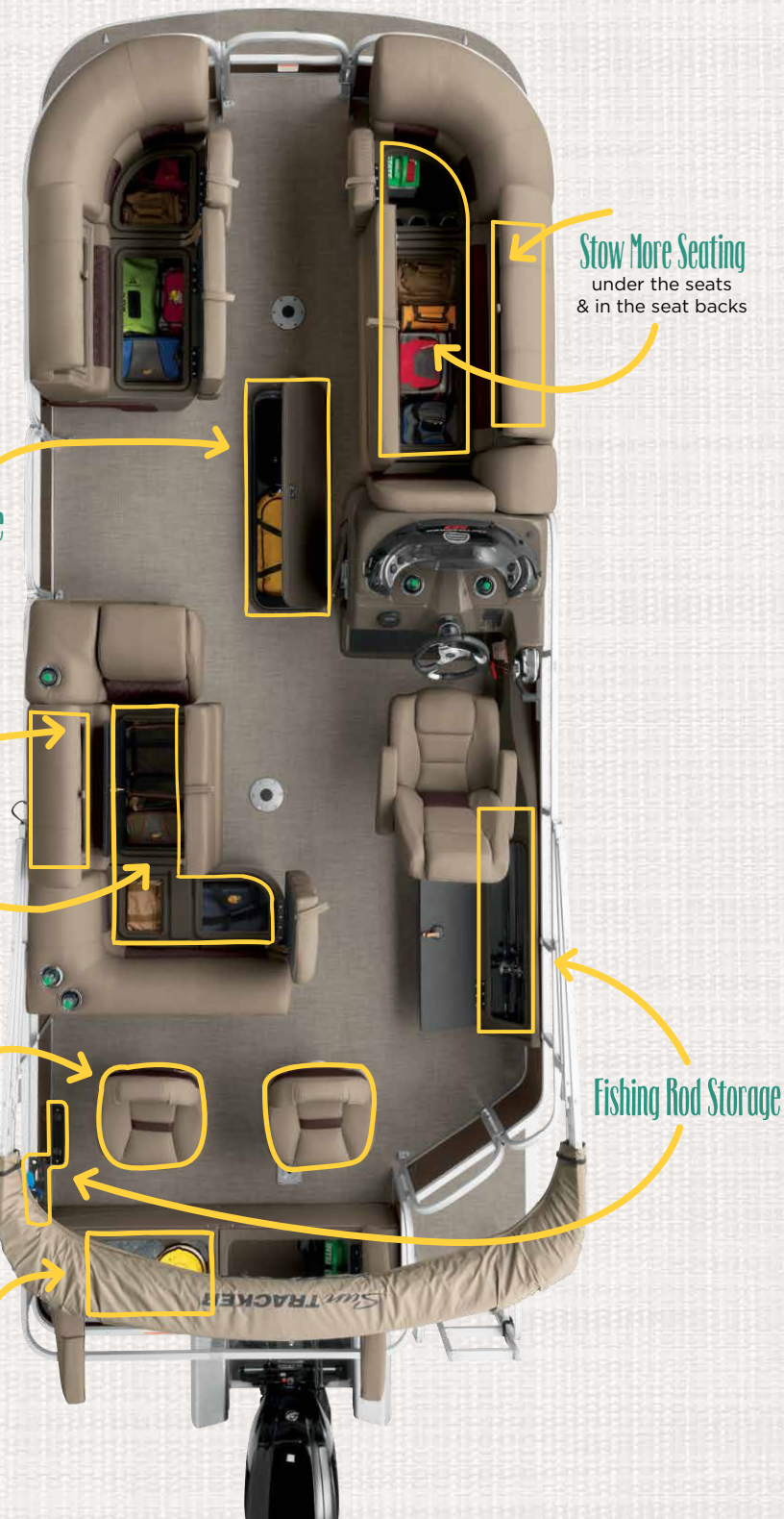
Fishing Rod Storage  
aft lockable rod box only available on 22' models

In-Floor Storage  
exclusively on XP3 models

Stow More Seating  
under the seats & in the seat backs

Fishing Chairs

Livewell



Stow More Seating  
under the seats & in the seat backs

Fishing Rod Storage

## SPORTFISH™ 20 DLX

### CATCH THE FUN!

Scan here for complete pricing, engine, specification, & feature details.



### KEY FEATURES

- ▶ 10' SureShade® powered Bimini top w/push-button stow & deploy
- ▶ Port & starboard aft lounges
- ▶ High-back reclining captain's chair
- ▶ Upgraded marine stereo w/4 speakers

### COLOR OPTIONS:

-  Black
-  Caribou Metallic

### SPECIFICATIONS:

OVERALL LENGTH	LOG DIAMETER	DECK WIDTH
<b>21' 11"</b> <small>(6.68 m)</small>	<b>24"</b> <small>(60.96 cm)</small>	<b>8' 6"</b> <small>(2.59 m)</small>
FUEL CAPACITY	MAX. PEOPLE/WEIGHT	MAX. HP
<b>32.1 GAL.</b> <small>(121.51 L)</small>	<b>10/1,370 LBS.</b> <small>(621.42 kg)</small>	<b>90</b>



Shown in Caribou Metallic

See website for complete engine, specification and feature details.



# SPORTFISH™ 22 DLX

## CATCH THE FUN!

Scan here for complete pricing, engine, specification, & feature details.



## KEY FEATURES

- ▶ 16-gal. aerated livewell
- ▶ 10' SureShade® powered Bimini top w/push-button stow & deploy
- ▶ Aft boarding platform w/4-step fold-down boarding ladder
- ▶ Upgraded marine stereo w/2 speakers

## COLOR OPTIONS:

-  Black
-  Caribou Metallic

## SPECIFICATIONS:

OVERALL LENGTH	LOG DIAMETER	DECK WIDTH
<b>24' 2"</b> <small>(7.37 m)</small>	<b>24"</b> <small>(60.96 cm)</small>	<b>8' 6"</b> <small>(2.59 m)</small>

FUEL CAPACITY	MAX. PEOPLE/WEIGHT	MAX. HP
<b>32.1 GAL.</b> <small>(121.51 L)</small>	<b>10/1,450 LBS.</b> <small>(657.71 kg)</small>	<b>150</b>



Shown in Caribou Metallic

See website for complete engine, specification and feature details.

# SPORTFISH™ 22 XP3

## CATCH THE FUN!

Scan here for complete pricing, engine, specification, & feature details.



## KEY FEATURES

- ▶ 16-gal. aerated livewell
- ▶ 10' SureShade® powered Bimini top w/push-button stow & deploy
- ▶ Aft boarding platform w/4-step fold-down boarding ladder
- ▶ Upgraded marine stereo w/2 speakers

## COLOR OPTIONS:

-  Black
-  Caribou Metallic

## SPECIFICATIONS:

OVERALL LENGTH	LOG DIAMETER	DECK WIDTH
<b>24' 2"</b> <small>(7.37 m)</small>	<b>26"</b> <small>(66.04 cm)</small>	<b>8' 6"</b> <small>(2.59 m)</small>

FUEL CAPACITY	MAX. PEOPLE/WEIGHT	MAX. HP
<b>52 GAL.</b> <small>(196.82 L)</small>	<b>11/1,500 LBS.</b> <small>(680.39 kg)</small>	<b>200</b>



Previous model year shown. See website for complete engine, specification and feature details.



# Welcome to the party



Bimini Tops

Reboarding Ladder



Stow More Seating  
under the seats  
& in the seat backs

In-Floor Storage  
exclusively on  
XP3 models

Stow-More Seating  
under the seats  
& in the seat backs

Cooler Storage

Stow More Seating  
under the seats  
& in the seat backs

Bimini Top

Reboarding Ladder



SUN TRACKER® introduced the PARTY BARGE® pontoon boats in 1983 to provide families the perfect platforms to splash, play and laugh away the day. Decades later, we've refined the styling, features and construction, but kept that goal the same.

Every PARTY BARGE model features comfortable lounge seating with spacious storage below. The 20' and longer models expand the storage capabilities with the STOW MORE™ seat storage system, which includes convenient seat-back storage that can be accessed without standing. And for boating with the family, the railings are tall and all the gates swing inward to provide peace of mind when out with young ones. Plus, the port gate on every SUN TRACKER is wide enough to accommodate a wheelchair.

For further fun, PARTY BARGE models feature a Bluetooth® stereo, full-width swim platform with a boarding ladder and plenty of room for everyone to lounge or play. And for those moments when you want to relax, pop up the Bimini top to create a shady oasis in a matter of seconds.

Want faster fun? The XP3 models feature three 26"-diameter logs with lifting strakes, hydraulic steering, deck underpinning, a ski tow pylon base and 88" long, 23" deep in-floor storage compartment.



A man in a red tank top and shorts is captured mid-air, jumping from a rocky cliff into the water. In the foreground, a Sun Tracker pontoon boat is on the water, with three people on board. The boat is a two-level model with a tan canopy and a Mercury outboard motor. The background shows a sunset over a lake with forested hills.

# Summer is better Together

## PARTY BARGE® SERIES

Lounging. Swimming. Watersports. It's not so much the activity that matters, but who you get to enjoy it with. With a lineup designed to excel at everything the water has to offer, there's a PARTY BARGE ready to deliver a world of fun and memories. Each feature-rich model is bursting with abundant comfort, worlds of storage, and quality craftsmanship that offers rock-solid peace of mind.



# fluent in Family Fun



## CHECK OUT THE 2023 PARTY BARGE® LINEUP!

With more layouts and more options to fit your budget, there's a PARTY BARGE pontoon that's tailor-made for you and your gang. From the economical and sporty 18 DLX to the plus-sized 22 RF XP3 with its exhilarating size and performance, every PARTY BARGE features maximized storage, handcrafted seating, meticulous attention to detail, and a layout designed to get the most out of your time off.

The quality and value packed into every PARTY BARGE has made this lineup the go-to for those wanting to enjoy time on the water without overextending themselves. From all-welded, multi-chambered logs to rich marine-grade vinyl and flooring to a fully featured helm with smooth steering and a plush captain's chair, every PARTY BARGE is bursting with comfort and versatility made for maximum memory-making.



### PARTY BARGE® 18 DLX

DECK LENGTH	17' 8" (5.41 m)
LOG DIAMETER	24" (60.96 cm)
MAXIMUM REC. HP	75
MAXIMUM PEOPLE	9

*Previous model year shown.*



### PARTY BARGE® 20 DLX

DECK LENGTH	19' 10" (6.05 m)
LOG DIAMETER	24" (60.96 cm)
MAXIMUM REC. HP	90
MAXIMUM PEOPLE	10



### PARTY BARGE® 22 DLX

DECK LENGTH	22' 1" (6.73 m)
LOG DIAMETER	24" (60.96 cm)
MAXIMUM REC. HP	150
MAXIMUM PEOPLE	11



### PARTY BARGE® 22 RF DLX

DECK LENGTH	22' 1" (6.73 m)
LOG DIAMETER	24" (60.96 cm)
MAXIMUM REC. HP	150
MAXIMUM PEOPLE	11

*Previous model year shown.*



### PARTY BARGE® 22 XP3

DECK LENGTH	22' 1" (6.73 m)
LOG DIAMETER	26" (66.04 cm)
MAXIMUM REC. HP	200
MAXIMUM PEOPLE	11



### PARTY BARGE® 22 RF XP3

DECK LENGTH	22' 1" (6.73 m)
LOG DIAMETER	26" (66.04 cm)
MAXIMUM REC. HP	200
MAXIMUM PEOPLE	11



# PARTY BARGE® 18 DLX

## JOIN THE PARTY!

FOR COMPLETE ENGINE, SPECIFICATION, & FEATURE DETAILS.



## KEY FEATURES

- ▶ 9' Dowco EasyLift™ Bimini top w/LED courtesy lights & storage pockets
- ▶ Adjustable, swiveling helm bucket seat
- ▶ Movable drink holder/armrest
- ▶ Below-console cooler storage space

## COLOR OPTIONS:

-  Charcoal Metallic
-  Copper Red

## SPECIFICATIONS:

OVERALL LENGTH	LOG DIAMETER	DECK WIDTH
<b>20'</b> (6.1 m)	<b>24"</b> (60.96 cm)	<b>8' 2"</b> (2.49 m)
FUEL CAPACITY	MAX. PEOPLE/WEIGHT	MAX. HP
<b>32.1 GAL.</b> (121.5 L)	<b>9/1,220 LBS.</b> (553.38 kg)	<b>75</b>



Shown in Charcoal Metallic

Previous model year shown.  
See website for complete engine, specification and feature details.

# PARTY BARGE® 20 DLX

## JOIN THE PARTY!

Scan here for complete pricing, engine, specification, & feature details.



## KEY FEATURES

- ▶ 10' SureShade® powered Bimini top w/push-button stow & deploy
- ▶ Adjustable, swiveling helm bucket seat
- ▶ Bluetooth® stereo w/4 speakers

## COLOR OPTIONS:

-  Charcoal Metallic
-  Copper Red

## SPECIFICATIONS:

OVERALL LENGTH	LOG DIAMETER	DECK WIDTH
<b>21' 11"</b> (6.68 m)	<b>24"</b> (60.96 cm)	<b>8' 6"</b> (2.59 m)
FUEL CAPACITY	MAX. PEOPLE/WEIGHT	MAX. HP
<b>32.1 GAL.</b> (121.5 L)	<b>10/1,370 LBS.</b> (680.39 kg)	<b>90</b>



Shown in Copper Red

See website for complete engine, specification and feature details.



# PARTY BARGE® 22 DLX

## JOIN THE PARTY!

Scan here for complete pricing, engine, specification, & feature details.



## KEY FEATURES

- ▶ 10' SureShade® powered Bimini top w/push-button stow & deploy
- ▶ Port & starboard aft lounges
- ▶ Co-captain's chair

## COLOR OPTIONS:

-  Charcoal Metallic
-  Copper Red

## SPECIFICATIONS:

OVERALL LENGTH	LOG DIAMETER	DECK WIDTH
<b>24' 2"</b> (7.37 m)	<b>24"</b> (60.96 cm)	<b>8' 6"</b> (2.59 m)
FUEL CAPACITY	MAX. PEOPLE/WEIGHT	MAX. HP
<b>32.1 GAL.</b> (121.51 L)	<b>11/1,500 LBS.</b> (680.39 kg)	<b>150</b>

Shown in Charcoal Metallic

See website for complete engine, specification and feature details.



# PARTY BARGE® 22 RF DLX

## JOIN THE PARTY!

Scan here for complete pricing, engine, specification, & feature details.



## KEY FEATURES

- ▶ 10' SureShade® powered Bimini top w/push-button stow & deploy
- ▶ Rear-facing aft lounge w/changing curtain
- ▶ High-back reclining captain's chair

## COLOR OPTIONS:

-  Charcoal Metallic
-  Copper Red

## SPECIFICATIONS:

OVERALL LENGTH	LOG DIAMETER	DECK WIDTH
<b>24' 2"</b> (7.37 m)	<b>24"</b> (60.96 cm)	<b>8' 6"</b> (2.59 m)
FUEL CAPACITY	MAX. PEOPLE/WEIGHT	MAX. HP
<b>32.1 GAL.</b> (121.51 L)	<b>11/1,500 LBS.</b> (680.39 kg)	<b>150</b>

Shown in Charcoal Metallic

See website for complete engine, specification and feature details.





# PARTY BARGE® 22 XP3

## JOIN THE PARTY!

Scan here for complete pricing, engine, specification, & feature details.



## KEY FEATURES

- ▶ 10' SureShade® powered Bimini top w/push-button stow & deploy
- ▶ Port & starboard aft lounges
- ▶ Co-captain's chair

## COLOR OPTIONS:

-  Charcoal
-  Copper Red

## SPECIFICATIONS:

OVERALL LENGTH	LOG DIAMETER	DECK WIDTH
<b>24' 2"</b> (7.37 m)	<b>26"</b> (66.04 cm)	<b>8' 6"</b> (2.59 m)
FUEL CAPACITY	MAX. PEOPLE/WEIGHT	MAX. HP
<b>52 GAL.</b> (196.82 L)	<b>11/1,600 LBS.</b> (725.75 kg)	<b>200</b>

Shown in Charcoal Metallic



See website for complete engine, specification and feature details.

# PARTY BARGE® 22 RF XP3

## JOIN THE PARTY!

Scan here for complete pricing, engine, specification, & feature details.



## KEY FEATURES

- ▶ 10' SureShade® powered Bimini top w/push-button stow & deploy
- ▶ Rear-facing aft lounge w/changing curtain
- ▶ High-back reclining captain's chair

## COLOR OPTIONS:

-  Charcoal
-  Copper Red

## SPECIFICATIONS:

OVERALL LENGTH	LOG DIAMETER	DECK WIDTH
<b>24' 2"</b> (7.37 m)	<b>26"</b> (66.04 cm)	<b>8' 6"</b> (2.59 m)
FUEL CAPACITY	MAX. PEOPLE/WEIGHT	MAX. HP
<b>52 GAL.</b> (196.82 L)	<b>11/1,600 LBS.</b> (725.75 kg)	<b>200</b>

Shown in Copper Red



See website for complete engine, specification and feature details.



Road  
Ready



## GALVASHIELD IMPACT COATING

SUN TRACKER® offers an optional trailer with every model for those who want to tow their boat.

We build each trailer ourselves to match the boat riding on it. Each has our exclusive GALVASHIELD® Impact tubing, which features a baked-on powdercoat finish that is extremely corrosion and chip resistant. It's so strong, we back it with an industry-leading three-year warranty against failure due to corrosion.

Additionally, we weld our trailers together for more strength.

We finish them with a load of safety and convenience features you'll appreciate for years to come.

GALVASHIELD IMPACT  
POWDERCOAT  
W/CHIP-RESISTANT  
FINISH

CONVERSION COAT  
FOR SUPERIOR  
ADHESION

GALVANIZED  
(ZINC COATED)  
INSIDE & OUT

COLD-FORMED  
STEEL FOR EXTRA  
STRENGTH





# where moments become Memories

From fishing to cruising, relaxing to tubing, picnicking to swimming, SUN TRACKER provides the perfect platforms for having fun with those who matter most.



@JESSEBOATS



@ALOHAVIBESBOATCHARTERS



@JUSTCALLME.CHARLIE



@MICHAELDMERRICK



@WANDERINGTHEWORLDWITHTHEWHITES



@THETAHOEEEXPERIENCE



@BRAND00523



@RYAN.VISION

## KEEP US POSTED

We're dedicated to helping you and yours have the best time possible on the water. And part of that includes seeing those great times! We invite you to connect with us on our social networks to share your on-the-water memories. You can do so by sending us photos or tagging us.

@SUNTRACKERBOATS







Your Authorized SUN TRACKER Dealer

Photos may show optional or special edition equipment available at an additional cost or discontinued/changed features. Local taxes, license, registration and doc fees vary by state and are in addition to prices shown. Prices are approved by the manufacturer. Details in pricing, savings, features, promotions, services and product offerings may vary by location and are subject to change without notice. Void where prohibited by law. Best efforts are used to ensure the accuracy of our advertising, however, errors, inaccuracies or omissions may sometimes occur. We do not guarantee the accuracy or completeness of information. We reserve the right to correct any errors, inaccuracies or omissions at any time and to cancel any order with no further obligation to you. Applicable tariffs may affect final price. See your local dealer for complete information. Prices shown do not include dealer freight and prep charges, unless otherwise noted. F.O.B. Springfield, MO, USA. Prices shown are based on United States currency.

© 2023 White River Marine Group, LLC