

WORK AND PLAY

TRAVEL TRAILER TOY HAULERS



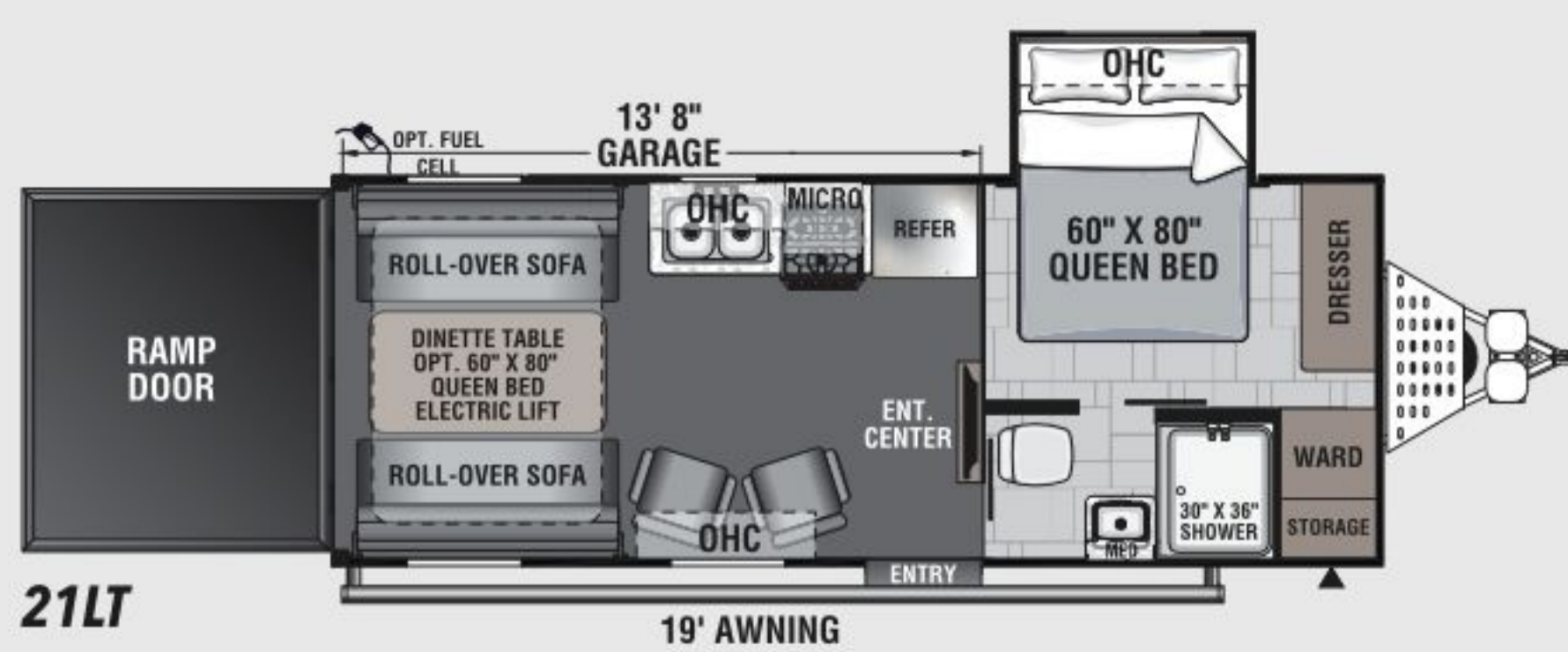
WORK HARD, PLAY HARD!



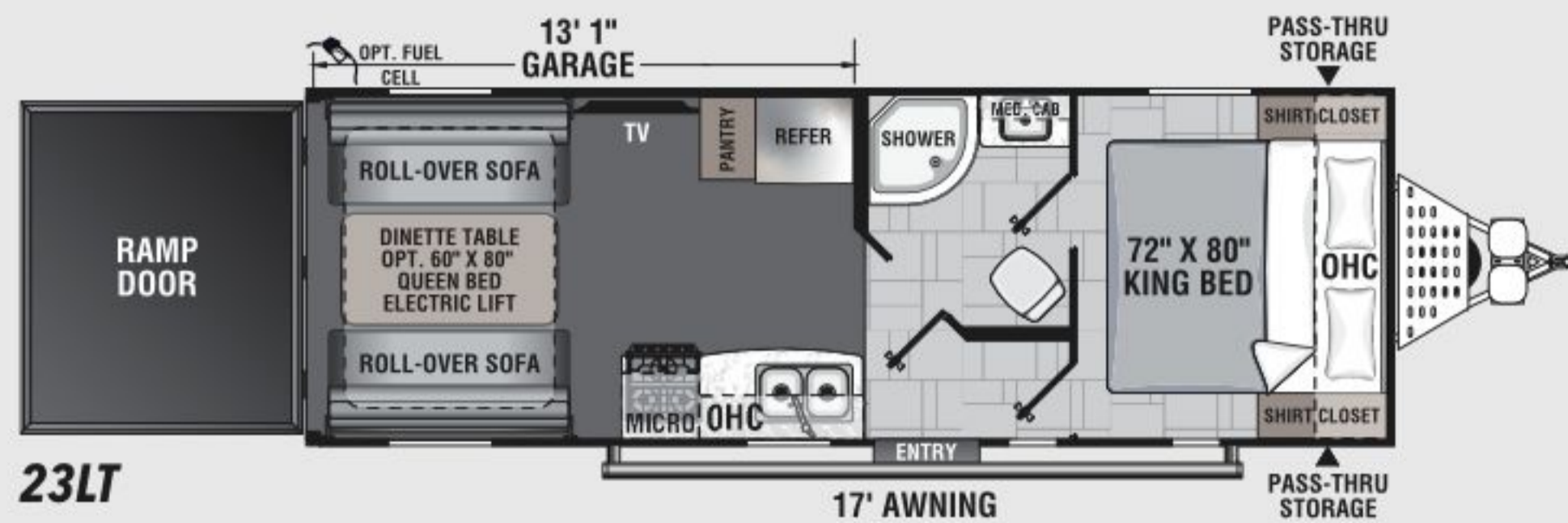
A Berkshire Hathaway company.



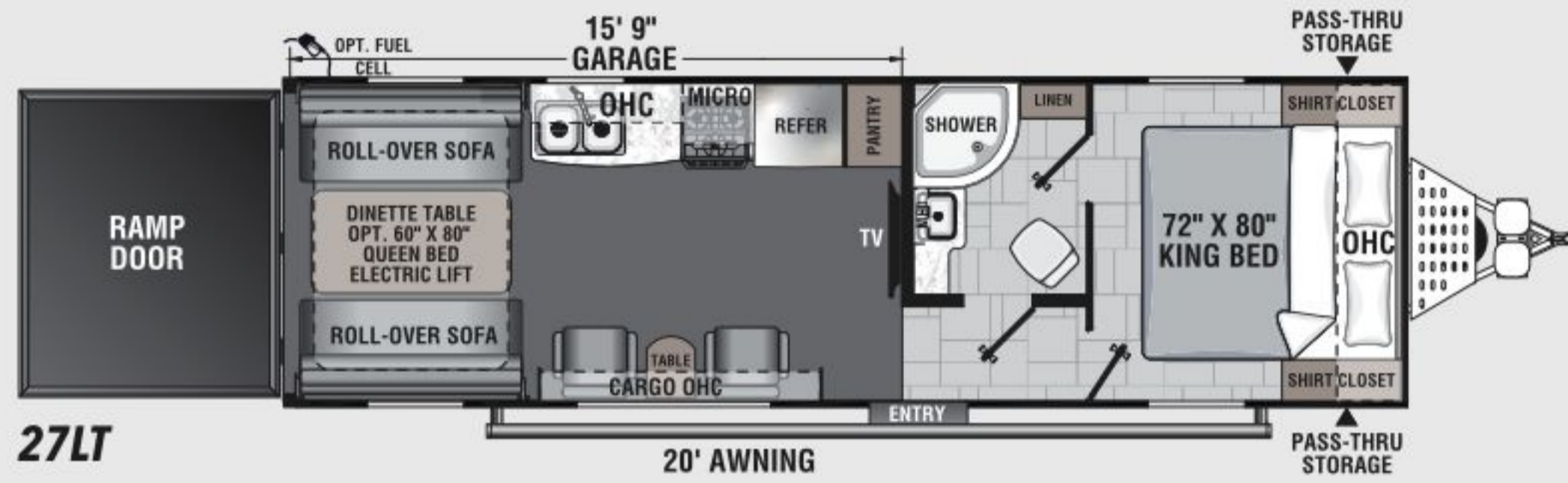
21LT



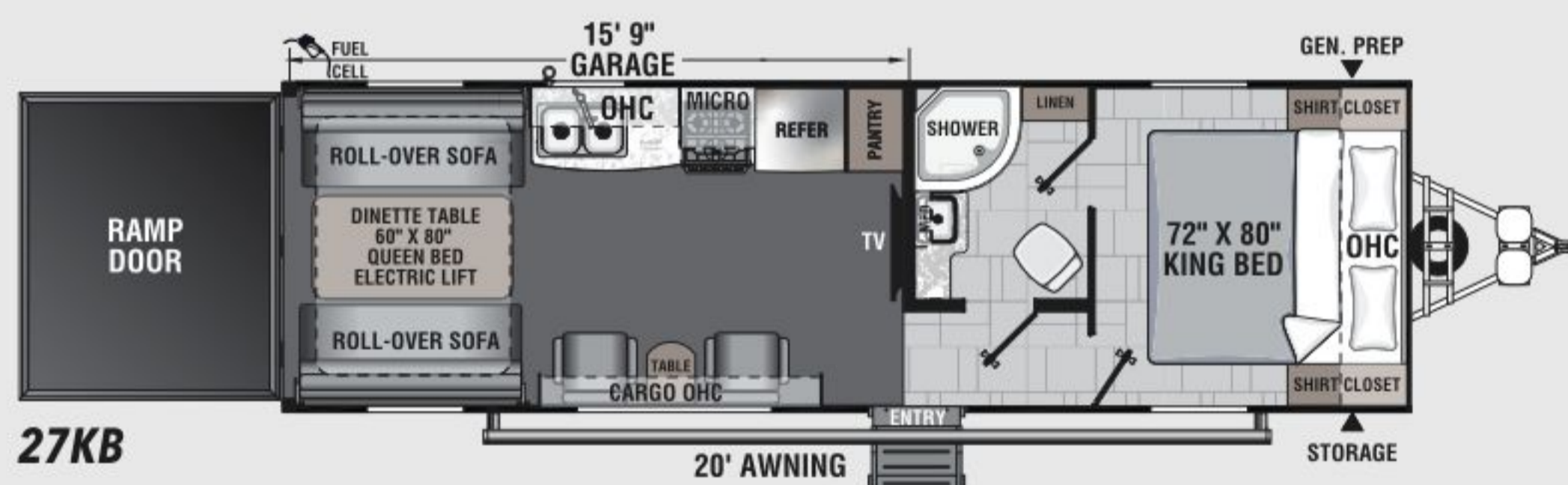
23LT



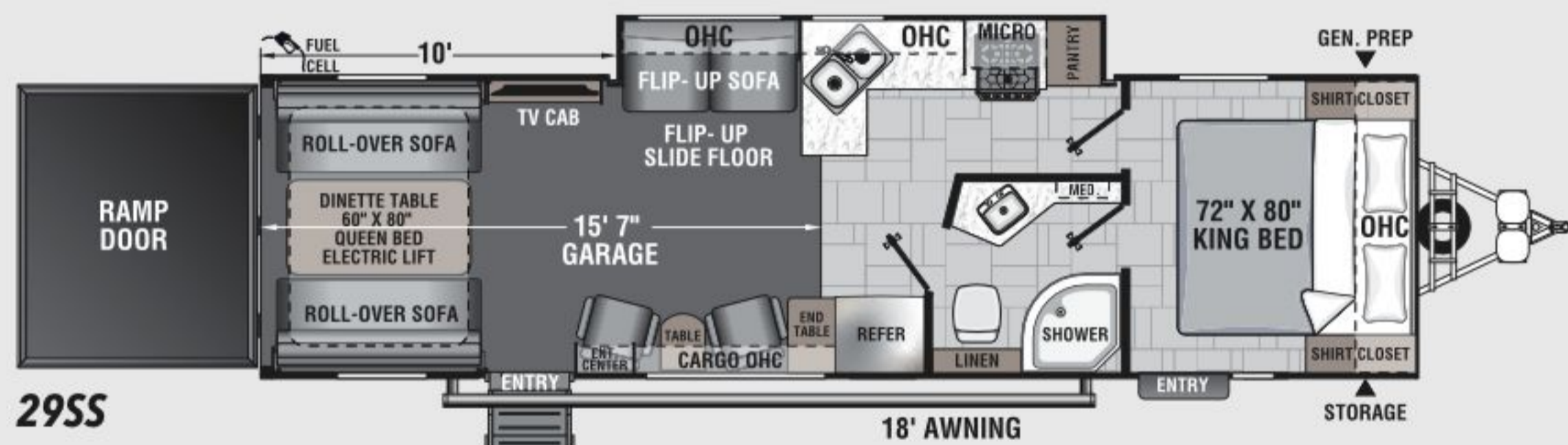
27LT



27KB



29SS



TBD



If your motto is "Work Hard, Play Hard", Forest River has you covered with the Work and Play. When it's time to get the job done, these tough travel trailer toy haulers can handle your gear. Then, when the weekend comes and you're ready to play, load the quad or side-by-side up for a good time. The Work and Play can get you out, where the adventure is in comfort and style.



Ramp Door Party Patio Kit Option



23LT

WORK & PLAY	21 LT	23 LT	27 LT	27 KB	29 SS	TBD
Shipping Weight	TBD	5,752	TBD	7,428	8,582	TBD
Carrying Capacity	TBD	3,788	TBD	3,512	3,858	TBD
UVW	TBD	5,812	TBD	7,488	8,642	TBD
GVWR	TBD	9,600	TBD	11,000	12,500	TBD
Hitch Weight	TBD	948	TBD	1,198	1,312	TBD
Exterior Height (Includes A/C)	10' - 8"	10' - 8"	10' - 8"	11' - 9"	12' - 1"	TBD
Fresh Water Capacity (Gal.)	98	98	98	98	98	TBD
Grey Water Capacity (Gal.)	65*	35	35	35	76	TBD
Waste Water Capacity (Gal.)	35	35	35	35	35	TBD
Awning Length	18	17	20*	20	18	TBD
Wheel Size	15 x 6; 6 - 5.5	15 x 6; 6 - 5.5	15 x 6; 6 - 5.5	15 x 6; 6 - 5.5	16 x 6; 6 - 5.5	TBD
Exterior Length (Bumper to Hitch)	26'-11"	29'-10"	32'-9"	32'-9"	36'-2"	TBD
Interior Height (Coach)	85	85	85	91	91	TBD

* Estimated

GVWR (Gross Vehicle Weight Rating) - is the maximum permissible weight of the unit when fully loaded. It includes all weights, inclusive of all fluids, cargo, optional equipment and accessories. For safety and product performance do NOT exceed the GVWR.

GAWR (Gross Axle Weight Rating) - is the maximum permissible weight, including cargo, fluids, optional equipment and accessories that can be safely supported by a combination of all axles.

UVW (Unloaded Vehicle Weight)* - is the typical weight of the unit as manufactured at the factory. It includes all weight at the unit's axle(s) and tongue or pin and LP Gas. The UVW does not include cargo, fresh potable water, additional optional equipment or dealer installed accessories.

*Estimated Average based on standard build optional equipment.

CCC (Cargo Carrying Capacity)** - is the amount of weight available for fresh potable water, cargo, additional optional equipment and accessories. CCC is equal to GVWR minus UVW. Available CCC should accommodate fresh potable water (8.3 lbs per gallon). Before filling the fresh water tank, empty the black and grey tanks to provide for more cargo capacity.

**Estimated average based on standard build optional equipment.

WORK AND PLAY

STANDARDS AND OPTIONS

EXTERIOR STANDARDS

- 102" Wide Body Construction
- 5" Crowned Aluminum Reinforced Full Walkable Roof
- Alumicage Construction
- Vacuum Bonded Walls w/Azdel Composite Panels
- Aluma Grid HD Reinforced Laminated Floor
- Heated and Enclosed Underbelly
- Radius Entrance and Baggage Doors
- Patio Ready Ramp Door
- Key Lock Ramp Door Latches
- Power Awning w/LED Light Strip
- Rain Gutters w/Extended Drip Spouts
- Power Tongue Jack
- Dual Battery Rack
- Black Tank Flush
- Exterior Marine Grade Speakers
- 4-Point Manual Stabilizer Jacks
- Rear Cargo Loading LED Light
- Deluxe Entry Door Assist Handle
- Satellite Prep
- Outside Spray Port
- Magnetic Compartment Door Catches
- 30 AMP Service
- Detachable Power Cord
- Rear Camera Prep
- RVIA

INTERIOR STANDARDS

- HD Rubberized Oil/Gas/Moisture Resistant Flooring in Garage Area

- Shaker Style Cabinets and Doors
- Easy Glide Full Extension Ball Bearing Drawer Guides
- Auto-Ignition Furnace w/Wall Mount Thermostat
- Medicine Cabinet w/Shelf
- Shower w/Surround and Glass Enclosed Doors
- Hi-Rise Porcelain Foot Flush Toilet
- Winterize Ready Kit
- Ducted Furnace
- Skylight above Shower (N/A 21LT)
- Utensil Drawer - Most Models
- Stainless Steel Sink
- Flush Mount Sink Covers
- AM/FM/Bluetooth Stereo
- Residential Bed Spread
- Euro Recliners (21LT, 27LT, 27KB, 29SS)
- 39" LED HD TV
- Rear Detachable Screen
- King Bed 72" x 80" (Residential Queen 21LT)
- Bedroom TV Hookups
- USB Charging Ports - Multiple Locations
- 12 Volt Power Vent in bath w/Wall Switch
- **EXTERIOR VALUE PACKAGE (Required)**
- 8" Mega Rail Powder Coated Chassis (10" on 29SS)
- One Piece Tufflex PVC Roof Membrane
- Fiberglass Front Cap w/Rock Guard

- Heavy Duty Dexter® Axles w/Nev-R-Adjust® Brakes and E-Z Lube®
- 15" Aluminum Wheels w/E-Rated Radial Tires (21LT, 23LT, 27LT, 27KB)
- 16" Aluminum Wheels w/E-Rated Radial Tires (29SS)
- Spare Tire
- 15,000 BTU Ducted A/C
- Tinted Safety Glass Windows
- Nitrogen Filled Tires
- LED Lighting
- 30" Radius Entrance Door
- 2-30 Lb LP Tanks w/Cover
- Power Awning w/LED Light Strip
- Winegard Air 360 and TV Antenna
- Fantastic Fan w/Remote Wall Switch
- Battery Disconnect
- SafeRide RV Roadside Assistance
- **INTERIOR VALUE PACKAGE (Required)**
- LED Lighting
- Steel Secured 2500# Rated D-Rings
- Designer Carefree Flooring in Living Area
- 8 Cu. Ft. Refrigerator
- Furrion Microwave
- Furrion 3 Burner Cooktop w/17" Oven
- Backlit Logo Backsplash
- Sink Covers
- Seamless Edge Countertops
- 6 Gal. Gas/Electric Water Heater
- Glass Door Inserts

HIGH PROFILES (Standard Features)

- Zero Gravity Ramp Door
- Aluminum Solid Step
- 50 AMP Service
- Pull-down Roller Night Shades
- LED Light Strips
- AM/FM/DVD Bluetooth Stereo w/App Control
- Generator Prep
- 30 Gallon Fuel Station
- Rear Pull-down Screen
- BAL Electric Stabilizers and Tongue Jack
- 265W MPPT Solar Package
- Queen Size Electric Bed w/Sofas

LT OPTIONAL EQUIPMENT

- Electric Queen Bed lift w/Sofas
- Jaboni 265W Solar Panel w/MPPT Control Charger
- 30 Gallon Fuel Station
- 50 AMP Service w/Second A/C Prep
- Second 15K BTU A/C
- Ramp Door Party Patio Kit
- CSA
- **HIGH PROFILES OPTIONAL EQUIPMENT (27KB, 29SS)**
- 5.5K Onan Generator
- Second 15K BTU A/C
- Ramp Door Party Patio Kit
- CSA



Euro Chairs - Most floorplans



Electric Bed and Lift System Option (Standard 27KB, 29SS)



Lighted Power Tongue Jack and Controls (Standard 27KB, 29SS)



2500# Rated D-Rings shown with Ultra-resistant Coin Floor



Cargo Rack



Camera Prep



Paddle Light/Vent Switches



Radio



Utensil Drawer



Medicine Cabinet



Magnetic Screen Room (Pull-down Screen Standard 27KB, 29SS)



Fuel Station Option (Standard 27KB, 29SS)



Black out Roller Shades (Standard 27KB, 29SS)



3-Speed Reversible Fantastic Vent with Wall Remote



Drive On Wheel Well



Battery Disconnect



Ramp Door Light



Seamless Edge Countertops



30# LP Tanks



Generator Prep (Standard 27KB, 29SS)



265W Solar Panel w/MPPT Charger Option (Standard 27KB, 29SS)



Interior Speakers



Exterior Speakers



Spray Port



Zero Gravity Ramp Door (Standard 27KB, 29SS)

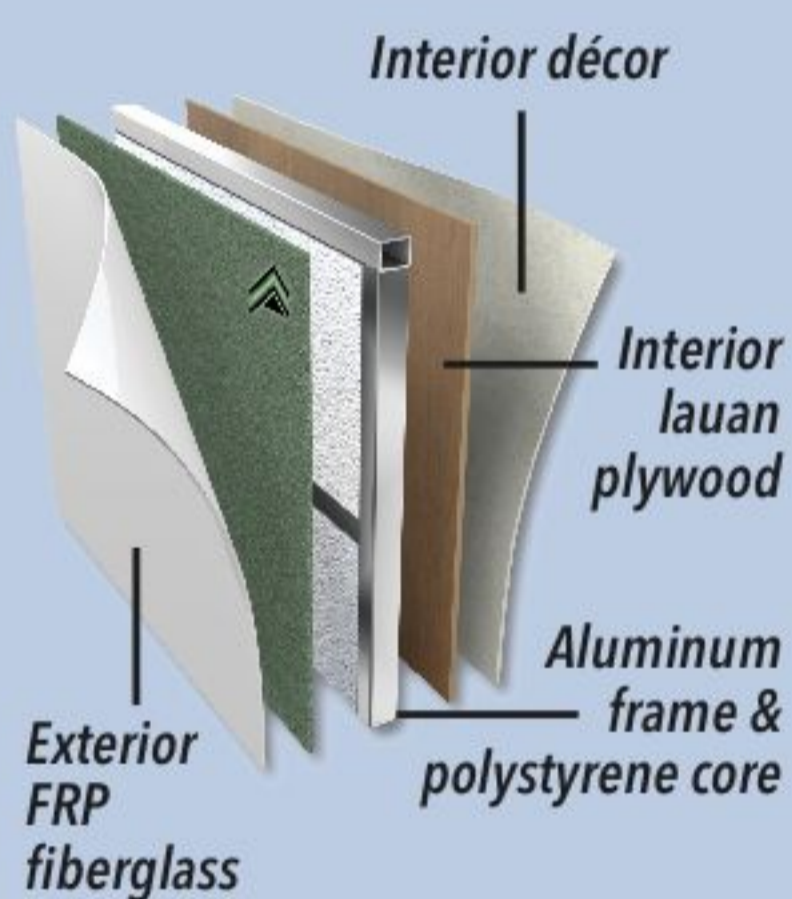
WORK AND PLAY

CONSTRUCTION

1. Crowned trusses
2. Aluminum reinforced with 3/8" roof decking
3. Tufflex PVC roofing (with 15 year warranty)
4. Azdel composite panels
5. Welded aluminum structure, vacuum-bonded sidewalls
6. Aluminum framed openings
7. Fully welded tubular aluminum, laminated floor structure
8. Powder E-coated, ReVolution I-beam frame
9. Dexter® E-Z Lube® axles
10. Nitrogen filled, E-rated radial tires



Work and Play features the combination of environmentally friendly Azdel Onboard RV composite and Alumaticage Construction to maximize towability. Azdel composite panels are produced using a patented blend of polypropylene and fiberglass to create a durable, lightweight, water and temperature resistant, odorless and environmentally friendly wall that will increase the life of your RV.



Weight Matters
50% Lighter than wood

Let it Rain
No mold, rot, mildew, warping or delamination

Unaffected by changes in temperature & humidity

Twice the thermal insulation of plywood

Free of formaldehyde, toxic odors and chemicals

Longer RV life

Quieter RVs

No deforestation

Knock on Wood

Traditional Lauan Sidewall Panels:

- Absorb and retain water
- Affected by humidity and temperature changes
- Susceptible to mold, rot, warpage and delamination
- Imported
- Heavier
- Inferior thermal insulation and noise blocking



Avoid Costly Water Damage

- Water and wood don't mix
- Water can cause rot, mold and delamination of wood sidewall panels causing thousands of dollars in damage.



Soak Test

- 60 Day soak test
- Wood has visible mold and decay requiring wall repair
- AZDEL was 100% unaffected

Work and Play / 423 N Main St Middlebury IN 46540
www.forestriverinc.com/workandplay

YOUR WORK AND PLAY DEALER



PRE-DELIVERY INSPECTION FACILITY

20,000 square feet of quality assurance. The bare essentials for a premium product. This state-of-the-art facility gives immediate daily feedback to production for quality assurance in every unit built.

Interactive Mobile Manuals

Download our Forest River mobile app or visit our dynamic online manual to enhance your ownership experience.

These interactive options provide incredible ease and insight into use, maintenance and enjoyment of your Forest River product. Ranging from "How-To" videos, pictures and illustrations of various components, systems and features, to fully searchable content and downloadable PDFs for individual component owner's manuals, answers are always just a click away. View the online manual at www.forestriverinc.com/ownersmanuals, or download our FREE app from the App Store or Google Play!



24/7 EMERGENCY ROADSIDE ASSISTANCE WITH VEHICLE PURCHASE*

TOWING
JUMP-STARTS
TIRE CHANGES
FLUID DELIVERY
LOCKOUT
SERVICE

WINCH-OUT
MOBILE MECHANIC
TECHNICAL
SUPPORT
DEALER LOCATOR
SERVICES



*VALID FOR 1 YEAR FROM DATE OF PURCHASE



Learn More
Scan this barcode using a QR Reader on your smart phone to learn more about Forest River.



A Berkshire Hathaway company.

Each Forest River RV is weighed at the manufacturing facility prior to shipping. A label identifying the unloaded vehicle weight of the actual unit and the cargo carrying capacity is applied to every Forest River RV prior to leaving our facilities. The load capacity of your unit is designated by weight, not by volume, so you cannot necessarily use all available space when loading your unit. All information contained in this brochure is believed to be accurate at the time of publication. However, during the model year, it may be necessary to make revisions and Forest River, Inc., reserves the right to make all such changes without notice, including prices, colors, materials, equipment and specifications as well as the addition of new models and the discontinuance of models shown in this brochure. Therefore, please consult with your Forest River dealer and confirm the existence of any materials, design or specifications that are material to your purchase decision. ©2020 Work and Play by Forest River, a Division of Forest River, Inc., a Berkshire Hathaway company. All rights reserved. 1/20

