

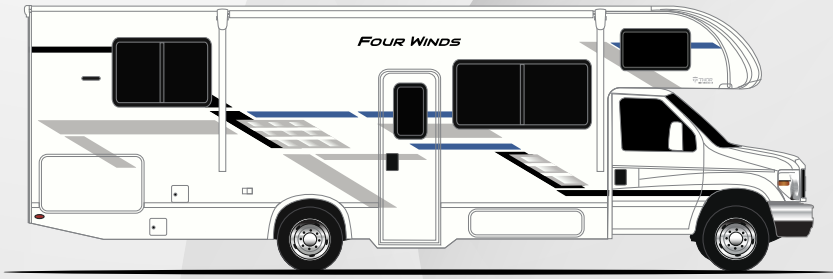
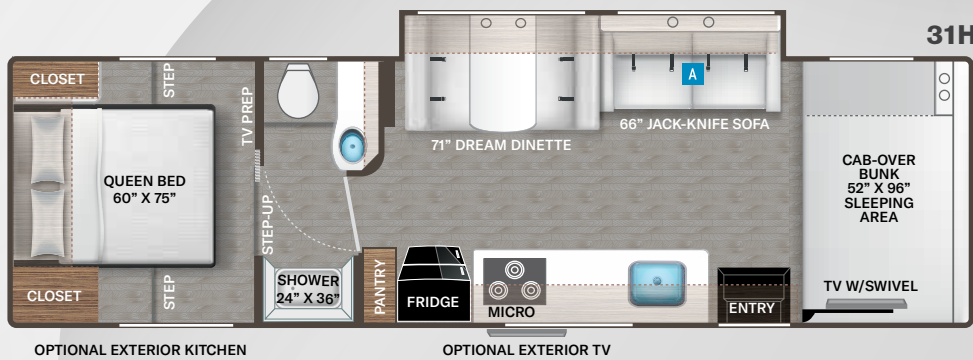
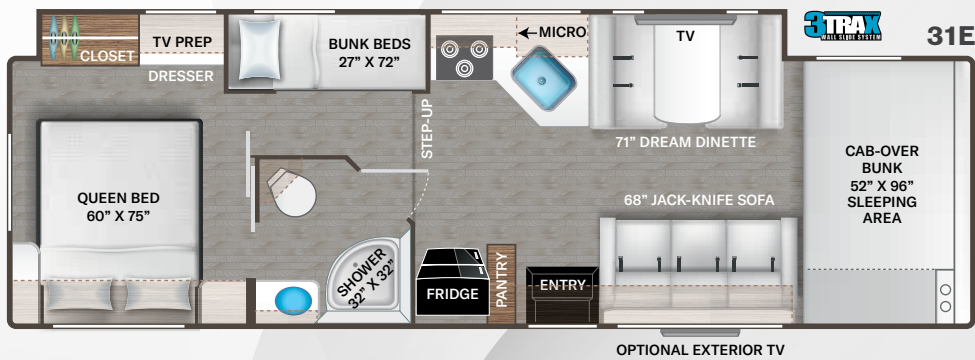
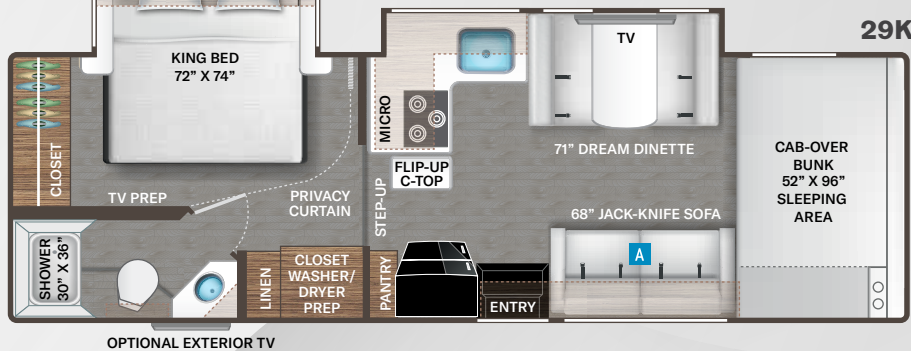
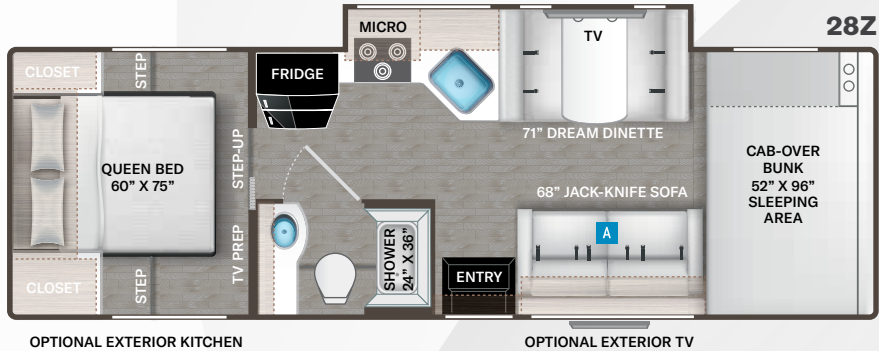
# FOUR WINDS




Use your phone's camera to find out more information. Just scan the code!

Option Available on Select Floor Plans:


  
OPTIONAL THEATER SEATING



STANDARD GRAPHICS



DURANGO FULL BODY PAINT OPTION



PARTIAL PAINT OPTION



TELLURIDE FULL BODY PAINT OPTION

12  
YEAR  
STRUCTURAL

6  
YEAR  
LAMINATION

WARRANTY

THOR  
MOTOR COACH



# FOUR WINDS



Use your phone's camera to  
find out more information.  
Just scan the code!



P.O. Box 1486, Elkhart, IN 46515  
Sales Department: 800.860.5658

## CLASS C FEATURES - 28Z, 29K, 31E & 31H

### CONSTRUCTION & EXTERIOR

- Ford® E-Series Chassis - 7.3L V8, 325HP & 450 lb-ft Torque - w/TPM's
- SmoothTECH™ Ride Enhancement
- Electric Stabilizing System (29K, 31E & 31H)
- Welded Tubular Aluminum Roof & Sidewall Cage Construction
- Premium One-Piece Domed Roof Membrane
- One-Piece Fiberglass Front Cap
- One-Piece Upper Rear Cap
- Slick Fiberglass Exterior with Standard Graphics Package
- Power Patio Awning with LED Lighting
- Slideout Room Topper Awning
- Black Framed Windows
- MEGA-Storage™ Exterior Compartment (28Z, 31E & 31H)
- Portable Folding Table (28Z & 31H)
- Lighted Rotocast Storage Compartments
- Flush Mount Radius Compartment Doors
- Exterior Pet Tether
- Roof Ladder
- Drop Down Stairwell Entrance Step with Accent Light Under Step on Separate Switch

### CONSTRUCTION & EXTERIOR OPTIONS

- Automatic Leveling Jacks (29K, 31E & 31H)
- Electric Stabilizing System (28Z)
- Partial Paint Package
- Full Body Paint Package with Protective Mask
- Exterior Pull-out Kitchen with Griddle & 12-volt Cooler (28Z & 31H)

### AUTOMOTIVE & COCKPIT

- 10" Touchscreen Dash Radio, Apple CarPlay™, Android Audio® and SiriusXM® Radio Ready
- Touch N' Go™ Control Panel: Tank Levels, Generator AGS, Emergency Start Switch, Slideout Controls; Keyless Entry Key FOB
- Back-Up Monitor
- Steering Wheel Audio & Camera Controls on Ford® Chassis Only
- Tilt Steering Wheel
- Deluxe Exterior Mirrors
- Molded Automotive Cockpit Headliner
- Windshield Privacy Curtain
- Power Windows & Door Locks
- Cruise Control

- Stainless Steel Wheel Liners
- Valve Stem Extenders
- Keyless Entry
- Aluminum Running Boards
- LED Taillights

### AUTOMOTIVE & COCKPIT OPTIONS

- Leatherette Captain's Chairs
- Heated/Remote Exterior Mirrors with Side View Cameras
- Black Aluminum Wheels

### INTERIOR

- 84" Interior Ceiling Height
- Hard Vinyl Ceiling
- LED Lighting
- Residential Vinyl Flooring
- Ceiling Ducted Air Conditioning System
- Hampton Collection Two-Tone Cabinets with Hidden Hinges
- Cab-Over Sleeping Area with Cup Holders & Telescoping Bunk Ladder
- Ceiling Vent at Cabover Bunk
- Premium Window Privacy Roller Shades
- Leatherette Jack-Knife Sofa
- Leatherette Dream Dinette® Booth with Single Child Safety Tether
- Wireless Phone Charger with USB Charging Port
- Pressed Laminate Countertops
- Full Extension Soft Close Metal Ball-Bearing Drawer Guides

### INTERIOR OPTIONS

- Cali Collection Two-Tone Cabinets with Hidden Hinges
- Leatherette Theater Seating IPO Sofa (28Z, 29K & 31H)
- Cab-Over Child Safety Net

### KITCHEN

- 12-volt Refrigerator with Auto Generator Start
- Recessed 3-Burner Gas Cooktop/Oven with Glass Cover
- Range Hood with Task Light
- Microwave Oven
- Large Single Bowl Stainless Steel Sink with Single Handle Faucet & Pull-Down Sprayer
- Pressed Laminate Kitchen Countertops with Stainless Steel Sink Cover

- Flip-Up Countertop Extension (29K)
- Kitchen Countertop LED Accent Lighting
- Pop-Up Countertop Outlet & Charging Center
- Pantry (29K, 31E & 31H)
- Kitchen Waste Basket
- 12-volt Ceiling Vent in Kitchen with Under Cabinet Switch

### BEDROOM & BATHROOM

- Queen Size Bed (28Z, 31E & 31H)
- King Size Bed (29K)
- Fold-Up Bunk Beds with Telescoping Ladder & Gear Net Storage - Converts to Wardrobe (31E)
- Headboard (28Z & 31H)
- Bedspread & Pillow Shams
- Bedroom USB Power Charging Center for Electronics
- Bedroom 12-volt Outlet for CPAP Machine
- Shower with Curved Anit-Microbial Shower Curtain (28Z)
- Shower with Glass Door (29K, 31E & 31H)
- Skylight in Shower
- Stainless Steel Bathroom Sink
- Robe Hooks in Bathroom
- Foot Flush Toilet
- Power Bath Vent with Wall Switch

### BEDROOM & BATHROOM OPTION

- 12-volt Attic Fan in Bedroom (28Z)

### ENTERTAINMENT

- 40" SMART TV on Manual Swivel in Cab-Over (31H)
- 40" Mid-Ship SMART TV in Living Area (28Z, 29K & 31E)
- TV Prep in Bedroom
- Winegard® ConneCT™ 2.0 WiFi/4G/TV Antenna
- Satellite Mounting Backer in Roof

### ENTERTAINMENT OPTION

- Exterior 12-volt 32" SMART TV on Swivel Bracket with Bluetooth® Built-in Sound Bar

### ELECTRICAL & PLUMBING

- 4,000-watt Gas Generator (29K, 31E & 31H)
- 4,000-watt Dual Gas/LP Generator (28Z)
- Automatic Transfer Switch with Power Protection

- 30-amp Shoreline Power Cord
- Single, High Output, Roof Front Air Conditioner (28Z)
- Dual Roof Air Conditioners (29K, 31E & 31H)
- Battery Tray for Four (4) Batteries
- 100-watt Solar Charging System with Power Controller
- Tankless Water Heater
- Whole Coach Water Filter Prep
- Stackable Washer/Dryer Prep (29K)
- Exterior Water Spray Port (28Z & 31H)
- 1" Fresh Water Tank Drain
- Holding Tanks with Heat Pads
- Enclosed Sewer Area for Sewer Tank Valves (31E)
- Outside Shower (29K & 31E)
- Black Tank Flush System
- 360° Siphon® RV Holding Tank Vent Cap
- Exterior LP Connection
- Exterior Outlet with USB Charging Ports

### ELECTRICAL & PLUMBING OPTION

- Second Auxiliary House Battery (28Z)



| SPECIFICATIONS                      | 28Z          | 29K            | 31E          | 31H          |
|-------------------------------------|--------------|----------------|--------------|--------------|
| Chassis                             | Ford         | Ford           | Ford         | Ford         |
| Gross Vehicle (GVWR)                | 14,500       | 14,500         | 14,500       | 14,500       |
| Gross Combined (GCWR)               | 22,000       | 22,000         | 22,000       | 22,000       |
| Wheel Base                          | 212"         | 212"           | 223"         | 223"         |
| Exterior Length (w/o ladder)        | 30'          | 31'-0"         | 32'-8"       | 32'-7"       |
| Exterior Height (w/AC)              | 11'          | 11'-2"         | 11'-2"       | 11'-2"       |
| Exterior Width (w/o mirrors)        | 99"          | 99"            | 99"          | 99"          |
| Interior Height (living area)       | 84"          | 84"            | 84"          | 84"          |
| Awning Size                         | 14'          | 18'            | 16'          | 16'          |
| Fuel (gal)                          | 55           | 55             | 55           | 55           |
| LPG (lbs)                           | 40.9         | 40.9           | 40.9         | 40.9         |
| Fresh/Waste/Gray Water (gal)        | 40 / 27 / 40 | 40 / 34.5 / 35 | 40 / 28 / 28 | 40 / 25 / 30 |
| Water Heater (gal)                  | Tankless     | Tankless       | Tankless     | Tankless     |
| Furnace (BTUs)                      | 30,000       | 30,000         | 30,000       | 30,000       |
| Exterior Storage Capacity (cu. ft.) | 104.2        | 50.4           | 56.8         | 107          |
| Hitch Weight Rating (lbs)           | 8,000        | 8,000          | 8,000        | 8,000        |



# FOUR WINDS

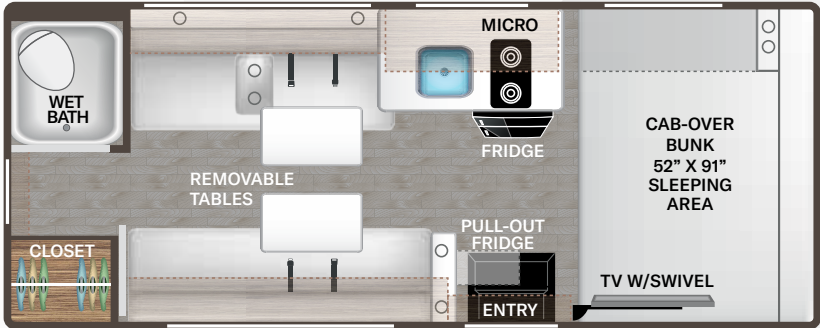
ESPEC ESSENTIAL FLOOR PLANS



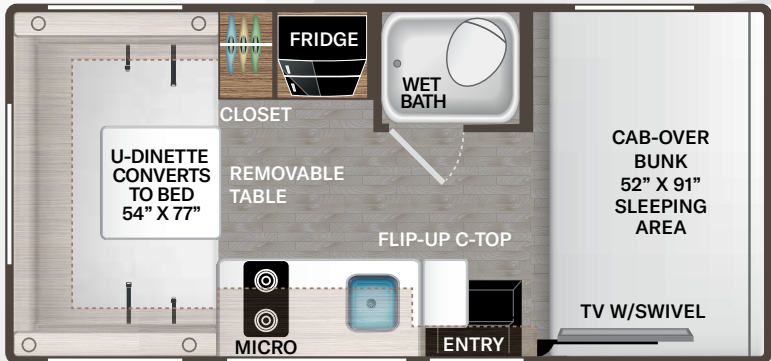
Use your phone's camera to find out more information. Just scan the code!



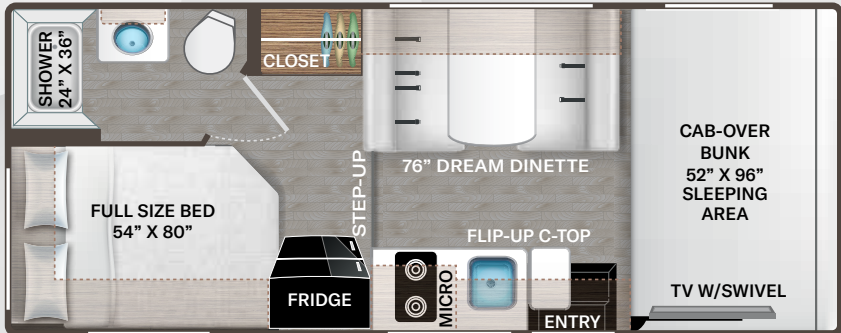
STANDARD GRAPHICS



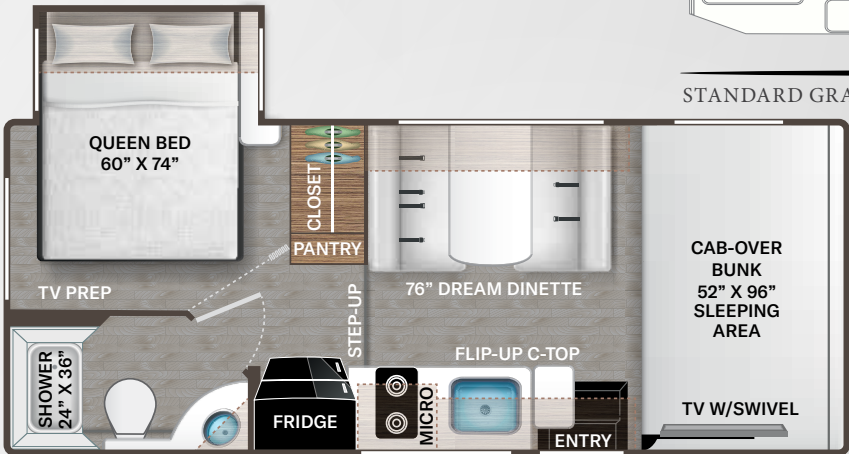
19X



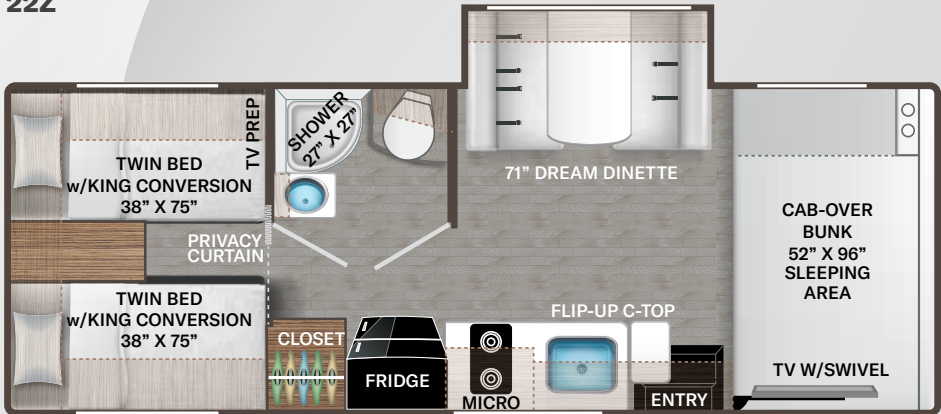
19Z



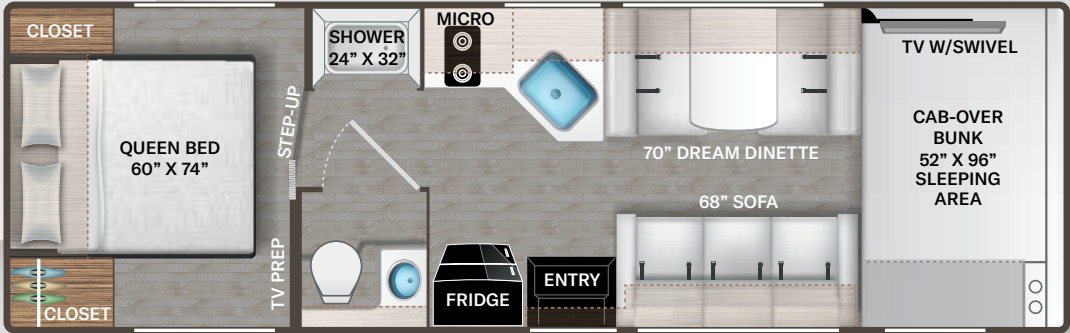
21Z



22Z



25Z



28G





# FOUR WINDS



Use your phone’s camera to find out more information. Just scan the code!



**THOR**  
MOTOR COACH  
P.O. Box 1486, Elkhart, IN 46515  
Sales Department: 800.860.5658

## ESPEC FEATURES - 19X, 19Z, 21Z, 22Z, 25Z & 28G

### CONSTRUCTION & EXTERIOR

- Ford® E-Series Chassis - 7.3L V8, 325HP & 450 lb-ft Torque - w/TPM's
- Welded Tubular Aluminum Roof & Sidewall Cage Construction
- Premium One-Piece Domed Roof Membrane
- One-Piece Fiberglass Front Cap
- One-Piece Upper Rear Cap
- Slick Fiberglass Exterior with Standard Graphics Package
- Power Patio Awning with LED Lighting
- Slideout Room Topper Awning (22Z & 25Z)
- Black Framed Windows
- MEGA-Storage™ Exterior Compartment (21Z, 22Z, 25Z & 28G)
- Lighted Rotocast Storage Compartments
- Flush Mount Radius Compartment Doors
- Drop Down Stairwell Entrance Step with Accent Light Under Step on Separate Switch
- Rear Wall Ladder Prep

### CONSTRUCTION & EXTERIOR OPTIONS

- Chevy® Chassis - 6.6L V8, 401HP & 464 lb-ft Torque (19X, 19Z, 21Z, 22Z, 25Z & 28G)

### AUTOMOTIVE & COCKPIT

- 7” Touchscreen Dash Radio with Bluetooth®, Apple CarPlay™, Android Audio®
- Keyless Entry Key FOB
- Emergency Start Switch
- Back-Up Monitor
- Deluxe Exterior Mirrors
- Tilt Steering Wheel
- Molded Automotive Cockpit Headliner
- Windshield Privacy Curtain
- Power Windows & Door Locks
- Cruise Control
- Stainless Steel Wheel Liners
- Valve Stem Extenders
- LED Taillights
- Ceiling Vent at Cabover Bunk

### INTERIOR

- 80” Interior Ceiling Height (19X & 19Z)
- 84” Interior Ceiling Height (21Z, 22Z, 25Z & 28G)
- Hard Vinyl Ceiling
- Ceiling Ducted Air Conditioning System (25Z & 28G)
- LED Lighting
- Residential Vinyl Flooring
- Hampton Collection Two-Toned Cabinets with Hidden Hinges
- Cab-Over Sleeping Area with Telescoping Bunk Ladder
- Premium Window Privacy Shades
- Leatherette Dream Dinette® Booth with Dual Child Safety Tether (21Z, 22Z, & 25Z)
- Leatherette Dream Dinette® Booth with Single Child Safety Tether (28G)
- Lagun® Table System (19X)
- Rear U-Dinette with Single Pedestal Leg Table (19Z)
- Passenger Seat Belts in Select Areas
- Pressed Laminate Countertops
- Full Extension Soft Close Metal Ball-Bearing Drawer Guides
- Ceiling Vent at Dinette Location (19X & 19Z)

### INTERIOR OPTIONS

- Cali Collection Two-Toned Cabinets with Hidden Hinges

### KITCHEN

- 12-volt Refrigerator with Auto Generator Start
- Additional Quick Access Pull-Out Refrigerator (19X)
- Two-Burner Gas Cooktop with Glass Cover
- Range Hood with Task Light Above Cooktop
- Convection Microwave Oven with Air Fryer
- Large Single Bowl Stainless Steel Sink with Single Handle Faucet & Pull-Down Sprayer
- Pressed Laminate Kitchen Countertops with Stainless Steel Sink Cover
- Flip-Up Countertop Extension (19Z, 21Z, 22Z & 25Z)
- Pantry (22Z)
- 12-volt Ceiling Vent in Kitchen with Under Cabinet Switch (21Z, 22Z, 25Z & 28G)

### BEDROOM & BATHROOM

- Full Size Bed (21Z)
- Queen Size Bed (22Z & 28G)
- Fabric Covered Twin Beds - Converts to Full Unit Width Bed (25Z)
- Twin Beds - Convert to Full Unit Width Bed (19X)
- Bedspread (21Z, 22Z & 28G)
- Bedroom USB Power Charging Center for Electronics
- Bedroom 12-volt Outlet for CPAP Machine
- Shower with Retractable Shower Door (19X, 21Z, 22Z & 28G)
- Shower with Upgrade Shower Curtain (19Z & 25Z)
- Skylight in Shower
- Stainless Steel Bathroom Sink (21Z, 22Z, 25Z & 28G)
- Robe Hooks in Bathroom
- Foot Flush Toilet
- Power Bath Vent (19X & 19Z)
- Power Bath Vent with Wall Switch (21Z, 22Z, 25Z & 28G)

### ENTERTAINMENT

- 32” SMART TV on Manual Swivel in Cab-Over
- TV Prep in Bedroom (22Z, 25Z & 28G)
- Digital TV Antenna
- Satellite Mounting Backer in Roof

### ELECTRICAL & PLUMBING

- 4,000-watt Dual Gas/LP Generator
- Automatic Transfer Switch with Power Protection
- Automatic Shoreline-to-Generator Transfer Switch
- 30-amp Shoreline Power Cord
- Single, Roof Front Air Conditioner
- System Control Center
- Battery Disconnect Switch
- Battery Tray for Four (4) Batteries (21Z, 22Z, 25Z & 28G)
- Solar Prep Roof Backer and Pre-Wired to Kitchen Base Cabinet
- Holding Tanks Heat Pad Prep
- Tankless Water Heater
- 1” Fresh Water Tank Drain
- Black Tank Flush System
- 360° Siphon® RV Holding Tank Vent Cap

| SPECIFICATIONS                      | 19X             | 19Z             | 21Z             | 22Z             | 25Z              | 28G             |
|-------------------------------------|-----------------|-----------------|-----------------|-----------------|------------------|-----------------|
| Chassis                             | Ford / Chevy    | Ford/Chevy      | Ford / Chevy    | Ford / Chevy    | Ford / Chevy     | Ford / Chevy    |
| Gross Vehicle (GVWR)                | 11,500 / 12,300 | 11,500 / 12,300 | 12,500 / 12,300 | 12,500 / 12,300 | 12,500 / 12,300  | 14,500 / 14,200 |
| Gross Combined (GCWR)               | 18,500 / 16,000 | 18,500 / 16,000 | 18,500 / 20,000 | 18,500 / 20,000 | 18,500 / 20,000  | 22,000 / 20,000 |
| Wheel Base                          | 138" / 139"     | 138" / 139"     | 158" / 159"     | 158" / 159"     | 176" / 177"      | 190" / 191"     |
| Exterior Length (w/o ladder)        | 21'-3" / 21'-9" | 20'-5"          | 24'-1" / 24'-7" | 24'-1" / 24'-7" | 26'-5" / 26'-11" | 29'-9" / 30'-3" |
| Exterior Height (w/AC)              | 10'-8"          | 10'-8"          | 11"             | 11'             | 17'-6"           | 11'             |
| Exterior Width (w/o mirrors)        | 94"             | 94"             | 99"             | 99"             | 99"              | 99"             |
| Interior Height (living area)       | 80"             | 80"             | 84"             | 84"             | 84"              | 84"             |
| Awning Size                         | 12'             | 11'             | 15'             | 15'             | 15'              | 14'             |
| Fuel (gal)                          | 40/32           | 40 / 32         | 55 / 57         | 55 / 57         | 55 / 57          | 55 / 57         |
| LPG (lbs)                           | 40.9            | 40.9            | 40.9            | 40.9            | 40.9             | 40.9            |
| Fresh/Waste/Gray Water (gal)        | 21 / 16 / 17    | 20.5 / 16 / 17  | 40 / 24 / 37    | 40 / 29 / 25    | 41 / 30 / 33     | 40 / 30 / 30    |
| Water Heater (gal)                  | Tankless        | Tankless        | Tankless        | Tankless        | Tankless         | Tankless        |
| Furnace (BTUs)                      | 19,000          | 19,000          | 19,000          | 19,000          | 19,000           | 30,000          |
| Exterior Storage Capacity (cu. ft.) | 19              | 20.2            | 51              | 30.9            | 65               | 108.8           |
| Hitch Weight Rating (lbs)           | 8,000           | 8,000           | 8,000           | 8,000           | 8,000            | 8,000           |

For a complete listing of specifications and available features, visit: [thormotorcoach.com/fourwinds](https://thormotorcoach.com/fourwinds)

**IMPORTANT—PLEASE READ:** This brochure reflects product design, fabrication, material, components and specifications at the date of printing, which date is disclosed below. Please visit us online at [ThorMotorCoach.com](https://thormotorcoach.com) or consult with your selling dealership for the latest in standards, options, specification and technical information. Photographs in the brochure may depict optional equipment or may only be available in certain floor plans. Components, appliances and the chassis may have been manufactured in a calendar year before the vehicle's designated model year. All capacities are approximate. The actual length of the vehicle may differ from that indicated in the brochure due to variances in the manufacturing processes and/or installed components. All dry weights are based on standard model features and do not include optional features or equipment. Component part and appliance manufacturers issue limited warranties covering portions of the vehicle not covered under the limited warranty we issue. Copyright Thor Motor Coach, Inc. © OH 09/15/2025