



SONIC LITE|SONIC

Ultra-Lite Travel Trailers



Designed for campers, by campers.

SONIC LITE

Venture RV's single axle Sonic Lite offers solid construction, with floorplans starting out at a fuel-saving 3,000 pounds! Sonic Lite features the most interior storage in its class. Interiors are surprisingly spacious – there's ample storage and Lite boasts many of the same features as Sonic, on a more compact scale.

Both Sonic Lite and Sonic are engineered with a one-piece seamless fiberglass roof system. By arching the roof front to back, this system provides a more durable roof. When it rains, the water runs fore and aft.



All kitchens feature a 8 CU FT electric double-door refrigerator for ample food storage, 2-burner stainless steel cooktop, convection microwave, roller ball bearing drawer guides, and cabinets with mortise and tenon hardwood cabinet doors.



Sonic Lite bedrooms feature overhead storage, full-length shirt closet and StorMore nightstands with 110V outlet and USB charging port.



Bathrooms include porcelain foot-flush toilet, tub or shower surround and skylight.

SONIC

Families on the go want it both ways – maximum towing efficiency, plus uncompromising comfort and style. Sonic delivers; its ultra-lightweight, tandem-axle travel trailers (with starting dry weight at 3,800 pounds) are designed for smaller tow vehicles, yet equipped with upscale amenities usually seen in motorhomes. Livable and surprisingly spacious, Sonic offers 82" ceilings, a residential kitchen and ample storage to keep clutter at bay. Sonic's solid construction with enclosed and heated underbelly offers peace of mind and all the comforts of home.



SN231VRL

Sonic's living spaces now offer a panoramic front window. Furniture is extremely comfortable, and many convert to offer additional sleeping accommodations.



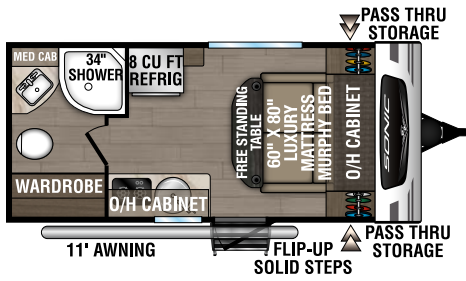
SN231VRL



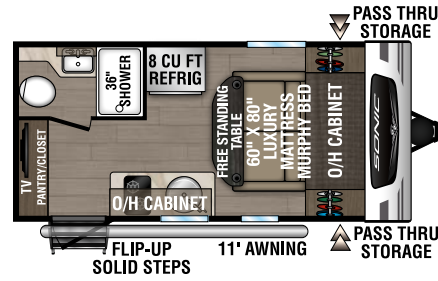
SN231VRL



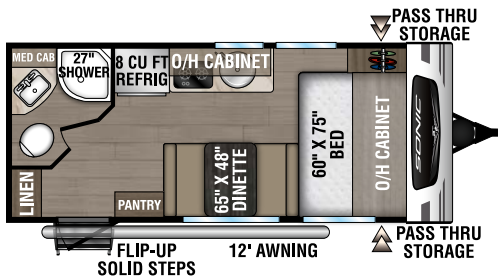
SONIC LITE FLOORPLANS



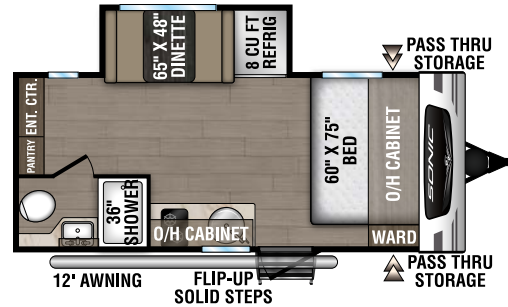
SL150VRB UVW – 3,180 lbs.
Exterior Length – 19' 11" | Sleeps – 2



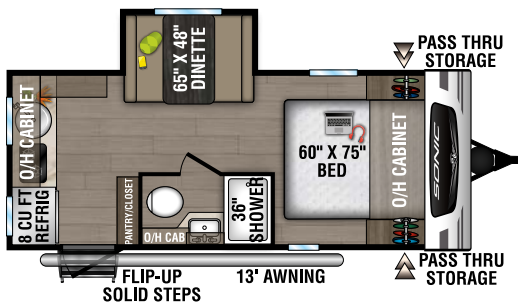
SL150VRK UVW – 3,350 lbs.
Exterior Length – 19' 2" | Sleeps – 2



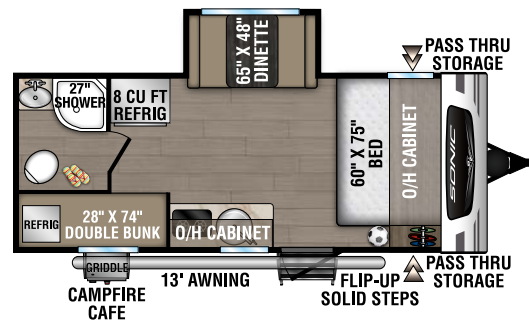
NEW **SL160VFB** UVW – 3,370
Exterior Length – 21' 2" | Sleeps – TBD



SL169VMK
UVW – 3,670 lbs. | Exterior Length – 21' 2" | Sleeps – 4



SL169VRK
UVW – 3,800 lbs. | Exterior Length – 22' 2" | Sleeps – 4



SL169VUD
UVW – 3,720 lbs. | Exterior Length – 21' 11" | Sleeps – 6

	SL150VRB	SL150VRK	SL160VFB	SL169VMK	SL169VRK	SL169VUD
UVW (Unloaded Vehicle Weight)*	3,180	3,350	3,370	3,670	3,800	3,720
Dry Hitch Weight*	480	400	360	390	440	500
Dry Axle Weight*	2,700	2,950	3,010	3,280	3,360	3,220
CCC (Cargo Carrying Capacity)	705	450	960	660	530	680
GVWR (Gross Vehicle Weight Rating)	3,885	3,800	4,330	4,330	4,330	4,400
Interior Height	82"	82"	82"	82"	82"	82"
Exterior Height with A/C	9' 11"	9' 11"	9' 11"	9' 11"	9' 11"	9' 11"
Exterior Width	90"	90"	90"	90"	90"	90"
Exterior Length**	19' 11"	19' 2"	21' 2"	21' 2"	22' 2"	21' 11"
Refrigerator (Cubic Feet)	8	8	8	8	8	8
Water Heater Cap. (On-Demand Tankless)	***	***	***	***	***	***
Fresh Water Capacity (Gallon)	38	38	38	38	38	38
Black Water Capacity (Gallon)	30	30	30	30	30	30
Gray Water Capacity (Gallon)	30	30	30	30	56	30
LP Gas Capacity (Lbs.)	20	20	20	20	20	20
Furnace BTUs (1,000s)	20	20	20	20	20	20
Tire Size	15"	15"	15"	15"	15"	15"
Awning	11'	11'	12'	12'	13'	13'

*This weight reflects the rolling average unit weight for each model. Your trailer weight will vary according to optional equipment.

**Exterior length is measured from rear of bumper to leading edge of coupler.

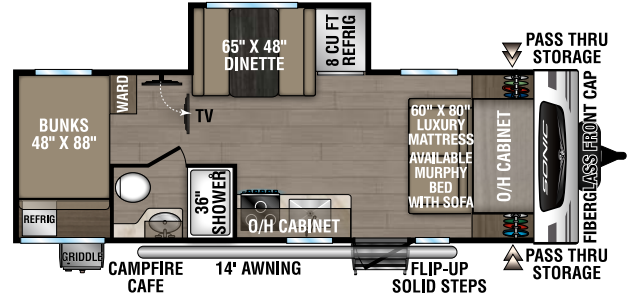
***Infinite supply.

SONIC FLOORPLANS



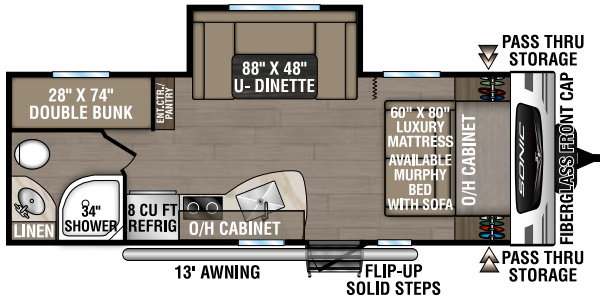
SN190VRB

UVW – 3,990 lbs. | Exterior Length – 23' 3" | Sleeps – 4



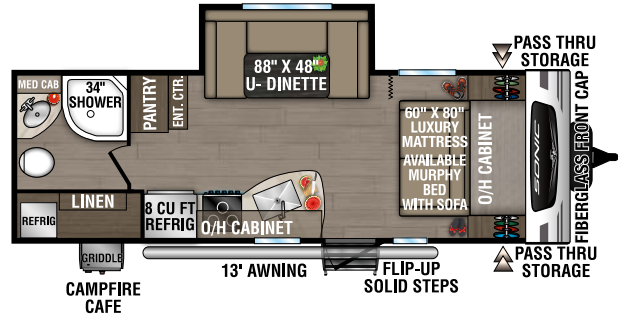
SN211VDB

UVW – 4,830 lbs. | Exterior Length – 27' 1" | Sleeps – 8



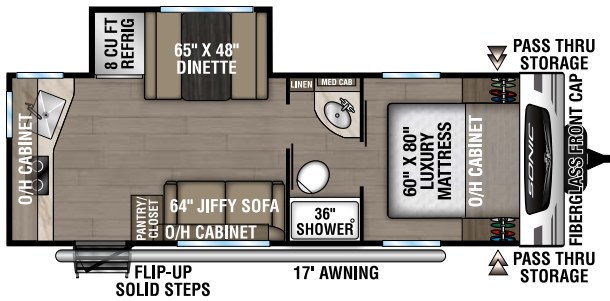
SN220VBH

UVW – 4,480 lbs. | Exterior Length – 26' 7" | Sleeps – 6



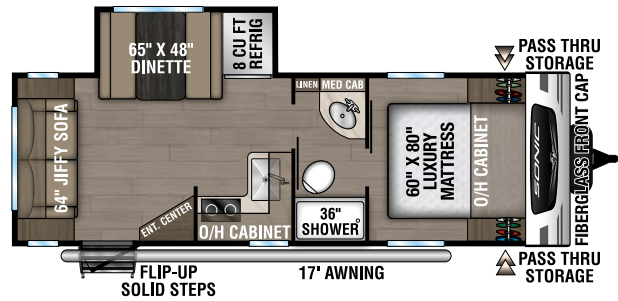
SN220VRB

UVW – 5,070 lbs. | Exterior Length – 27' 1" | Sleeps – 4



SN231VRK

UVW – 4,850 lbs. | Exterior Length – 26' 11" | Sleeps – 6



SN231VRL

UVW – 4,770 lbs. | Exterior Length – 26' 11" | Sleeps – 6

	SN190VRB	SN211VDB	SN220VBH	SN220VRB	SN231VRK	SN231VRL
UVW (Unloaded Vehicle Weight)*	3,990	4,830	4,480	5,070	4,850	4,770
Dry Hitch Weight*	400	680	440	510	500	590
Dry Axle Weight*	3,590	4,150	4,040	4,560	4,350	4,180
CCC (Cargo Carrying Capacity)	1,785	1,060	1,370	770	965	1,090
GVWR (Gross Vehicle Weight Rating)	5,775	5,890	5,850	5,840	5,815	5,860
Interior Height	82"	82"	82"	82"	82"	82"
Exterior Height with A/C	10' 4"	10' 4"	10' 4"	10' 4"	10' 4"	10' 4"
Exterior Width	90"	90"	90"	90"	90"	90"
Exterior Length**	23' 3"	27' 1"	26' 7"	27' 1"	26' 11"	26' 11"
Refrigerator (Cubic Feet)	8	8	8	8	8	8
Water Heater Cap. (On-Demand Tankless)	***	***	***	***	***	***
Fresh Water Capacity (Gallon)	39	39	39	39	39	39
Black Water Capacity (Gallon)	30	30	30	30	30	30
Gray Water Capacity (Gallon)	30	30	30	30	60	30
LP Gas Capacity (Lbs.)	40	40	40	40	40	40
Furnace BTUs (1,000s)	20	20	20	20	20	20
Tire Size	15"	15"	15"	15"	15"	15"
Awning	13'	14'	13'	13'	17'	17'

*This weight reflects the rolling average unit weight for each model. Your trailer weight will vary according to optional equipment.

**Exterior length is measured from rear of bumper to leading edge of coupler.

***Infinite supply.

SONIC LITE	SONIC		SONIC LITE	SONIC	
1.5 BLAST PACKAGE	1.5 DISCOVERY PACKAGE		EXTERIOR LUXURY PKG	EXTERIOR PACKAGE	
X	X	Aerodynamic Front Cap w/Automotive Window	X	X	Azdel Laminated Sidewalls
X	X	Euro Designed Cabinetry	X	X	Friction Hinge Entry Door
X	X	100 Watt Solar Panel w/30A Controller	X	X	Battery Disconnect Switch
X	X	Tankless Water Heater	X		High Polished Aluminum Rims
X	X	JBL Flip Bluetooth Speaker	X		Black Tank Flush
X	X	King WiFi Prep	X		LED Lighted Power Awning
X	X	Premium Upgrade Mattress (VBF)		X	Fender Guards
X	X	Blackout Roller Shades	X	X	Seamless, One Piece Fiberglass Roof
	X	Edge Banding on Passage Doors	X	X	5/8" Tongue & Groove Plywood Floor Decking
X	X	Entry Door w/Clearview Window	X		Single Axles w/Auto Adjust Brakes & EZ Lube Hubs
	X	Furrion Oven & 3-Burner Cooktop w/Flush Glass Cover		X	Spread Axles w/Auto Adjust Brakes & EZ Lube Hubs
X		Round Stainless Steel Kitchen Sink w/Cover	X		B.A.L. Powder Coated Frame
	X	Sink Cover/Dish Drying Rack for Stainless Steel Single Bowl Sink		X	NXG Huck-Bolt Frame
	X	Aluminum Rims	X	X	(4) Angled Scissor Jacks w/Foot Pads
X	X	Venture Level Mate Pro System	X	X	Large Grab Handle
	X	Live Edge Dinette Table	X	X	4" Tube Bumper w/Sewer Hose Storage
	X	Heirloom Comforter w/Ticking	X	X	Prewired for Furrion Backup Camera
	X	Upgraded Residential Furniture	X	X	Dedicated Cable & Satellite Hookups
X	X	8 CU FT 12V Refrigerator	X	X	Furrion Marine Grade Detachable Power Cord
X		Spare Tire, Carrier & Cover	X	X	Slam-Latch Baggage Doors w/Magnetic Catches
X		Tucked Rear Bumper	X	X	Motion Activated Pass-thru Storage Light
X	X	Larger Slam Latch Baggage Doors	X		Hot & Cold Outside Shower
X	X	Motion-Activated Bathroom Nightlight	X	X	LP Quick Connect
X	X	High-Gloss Aztec Grey Fiberglass	X	X	Keyed Alike Key System
X	X	Pet Defender Screen Protector	X	X	Venture Bottle Opener/Dog Tie-Out
X	X	Fiberglass Slideout Endwalls	X	X	Flip-up Solid Step
X	X	Prewired Tire Monitor System	X	X	Screen Shot Spring Screen Door
X		13.5K Low Profile A/C	X		360° Radiant Foil Insulation
				X	Automotive Graphics
				X	Swing Away Grab Handle
				X	LED Lighted Power Awning



Sonics feature Euro, two-tone kitchen cabinetry for maximum storage. Drawers are concealed behind cabinet door for a clean modern design.

Standard: 8 CU FT double-door electric refrigerator
Maximized storage for added convenience.



SONIC LITE	SONIC		SONIC LITE	SONIC	OPTIONS
INTERIOR LUXURY PKG	INTERIOR PACKAGE		INT & EXT OPTIONS	INT & EXT OPTIONS	
X	X	StorMore Bedside Night Stands	X	X	Goodyear Tires (Mandatory)
X		Convection Microwave	X	X	Smart TV w/Swing Arm
	X	Microwave		X	13,000 A/C
X		2-Burner Cooktop		X	15,000 A/C
X	X	Vented Range Hood	X		1,200 Watt Inverter
X		In-House Custom Dinette Cushions		X	1,200 Watt Converter
X	X	Head Knocker w/110V & USB Charging Ports	X	X	BAL 5.1 Power Stabilizer Jacks
X	X	Motion Activated Interior Entry Light	X		Murphy Bed w/Sofa (N/A 231VRK)
X	X	Designer Quilted Comforter	X	X	Furrion Observation/Backup Camera
X	X	Motion Activated Interior Entry Light	X		Offroad Tires
X	X	Beauflor Flooring w/7-yr Limited Warranty		X	Offroad Tire Package (Tires & Steel Fenders)
X	X	LED Lighting	X	X	Venture Level Mate Pro System*
X	X	82" Ceiling Height	X	X	Lighted Power Tongue Jack*
X	X	Power Exhaust Fan in Bathroom	X		Spare Tire, Carrier & Cover**
X	X	Shoe Cubby (VBF)		X	High Polished Aluminum Rims***
X	X	Surf(x) Seamless Countertops & Table Tops	X	X	RVIA
X	X	Venture Cutting Board	X	X	RVIA/QAI
X	X	Porcelain Foot-Flush Toilet	X	X	State Seal (NE & WA)
	X	Euro Steel Faucet			
WEATHER-SHIELD PACKAGE					
	X	Forced-Air Heated & Enclosed Underbelly			
	X	360° Residential Fiberglass Insulation			
	X	360° Radiant Bubble Foil Insulation			
	X	Radiant Bubble Foil Insulation Wrapped Tanks (360° = Roof, Floor, Front/Rear Walls)			
HIGHWAY PACKAGE					
	X	Spare/Carrier/Cover			
	X	Black Tank Flush			
	X	Bottle Covers			


*Included in BOTH Sonic Lite 1.5 Blast Package & Sonic 1.5 Discovery Package

** Included in Sonic Lite 1.5 Blast Package

***Included in Sonic 1.5 Discovery Package



Large & deep single bowl stainless steel farmers sink with drying rack cover. (Sonic)



Skylight offers plenty of natural light.



Sonic and Sonic Lite feature a custom Venture RV cutting board.



Media Center includes HDMI/ DVD stereo with 5.1 USB charger. (Sonic & Sonic Lite)



Sonic features a glass-topped, flush-mounted, 3-burner cooktop with oven. (Sonic)



Safe Tek box provides a hidden charging station with USB and 110V outlets. (Sonic & Sonic Lite VBF)

EXTERIOR FEATURES



The handy bottle opener can also be used as a pet-friendly tie down.



Standard outside shower provides both hot and cold water.



Sonic's LevelMate wireless leveling system calculates a perfect level position without time-consuming guesswork. (Sonic & Sonic Lite)



All Sonics feature a solid flip-up step and friction-hinged entry door with Screen Defender screen door.



The NXG Frame is a superior quality, highly engineered frame that provides customers with a strong, lightweight, consistent foundation on which to build.



SONIC LITE CONSTRUCTION




SONIC CONSTRUCTION



LevelMate PRO makes it possible for you to level your trailer on the first try! This option calculates and displays the height required to achieve a perfectly level position.



Sonic's Weather Shield features a radiant foil barrier, forced heat, enclosed underbelly, and enclosed gate valves (Sonic only).



Blake Décor



Doe Décor



SONIC LITE



SONIC



985 N 900 W | Shipshewana, IN 46565 | www.venture-rv.com

Due to continual research and advances, manufacturer reserves the right to change specifications, design, price, and equipment without notice, and assumes no responsibility for any error in this literature.

Some items shown are not included as standard or optional equipment.

©2024 Venture | 4/15/24 | web