

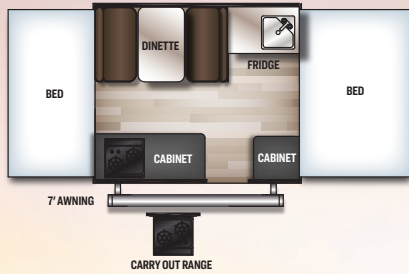
ROCKWOOD  
TENT CAMPERS

# ROCKWOOD

**LTD, FREEDOM, ESP, HIGH WALL  
& HARD SIDE TENT CAMPERS**

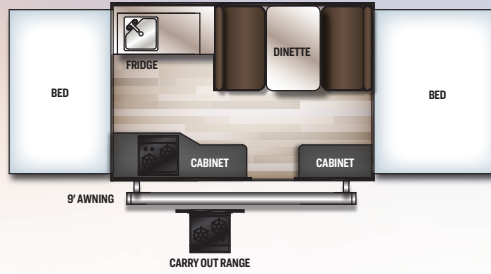
PROVIDING OUTDOOR FUN SINCE 1974.





## 1640LTD

**ROCKWOOD LIMITED** UVW: 1465 CCC: 793 AXLE: 1284  
 HITCH: 162 BOX SIZE: 8' OPEN LENGTH: 17' 2" CLOSED HEIGHT: 5' 4"  
 CLOSED LENGTH W/ HITCH: 12' 4" FRESH: 10 GRAY: N/A BLACK: N/A



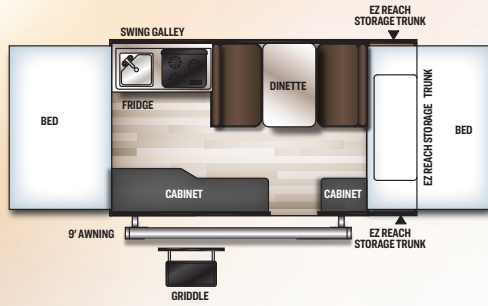
## 1940LTD

**ROCKWOOD LIMITED** UVW: 1608 CCC: 683 AXLE: 1394  
 HITCH: 195 BOX SIZE: 10' OPEN LENGTH: 20' 2" CLOSED HEIGHT: 5' 4"  
 CLOSED LENGTH W/ HITCH: 14' 4" FRESH: 10 GRAY: N/A BLACK: N/A



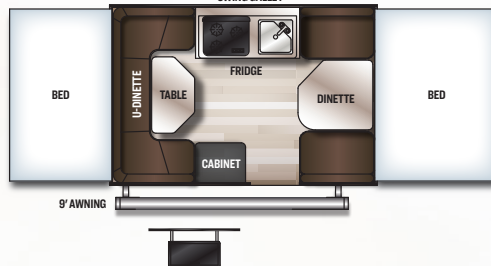
## 2280LTD

**ROCKWOOD LIMITED** UVW: 2049 CCC: 1176 AXLE: 1805  
 HITCH: 225 BOX SIZE: 12' OPEN LENGTH: 23' 1" CLOSED HEIGHT: 5' 6"  
 CLOSED LENGTH W/ HITCH: 16' 5" FRESH: 10 GRAY: N/A BLACK: N/A



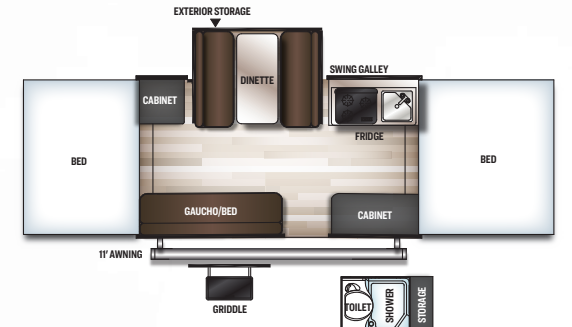
## 1940F

**ROCKWOOD FREEDOM** UVW: 2204 CCC: 1036 AXLE: 1945  
 HITCH: 240 BOX SIZE: 12' OPEN LENGTH: 20' 2" CLOSED HEIGHT: 5' 6"  
 CLOSED LENGTH W/ HITCH: 17' 3" FRESH: 20 GRAY: N/A BLACK: N/A



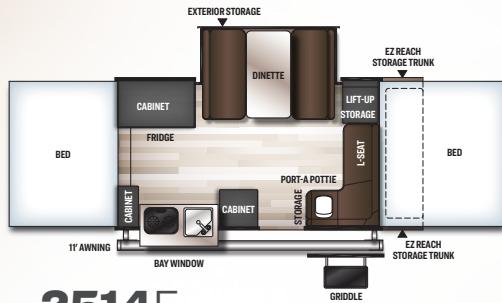
## 1980

**ROCKWOOD FREEDOM** UVW: 1896 CCC: 1359 AXLE: 1622  
 HITCH: 255 BOX SIZE: 10' OPEN LENGTH: 20' 2" CLOSED HEIGHT: 5' 6"  
 CLOSED LENGTH W/ HITCH: 15' 7" FRESH: 20 GRAY: N/A BLACK: N/A



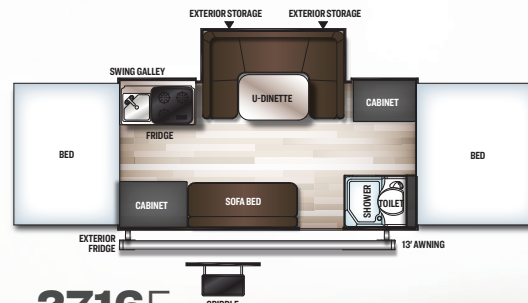
## 2318G

**ROCKWOOD FREEDOM** UVW: 2439 CCC: 824 AXLE: 2157  
 HITCH: 263 BOX SIZE: 12' OPEN LENGTH: 23' 11" CLOSED HEIGHT: 5' 6"  
 CLOSED LENGTH W/ HITCH: 17' 6" FRESH: 20 GRAY: N/A BLACK: N/A



## 2514F

**ROCKWOOD FREEDOM** UVW: 2654 CCC: 641 AXLE: 2340  
 HITCH: 295 BOX SIZE: 12' OPEN LENGTH: 23' 9" CLOSED HEIGHT: 6'  
 CLOSED LENGTH W/ HITCH: 19' 11" FRESH: 20 GRAY: N/A BLACK: N/A



## 2716F

**ROCKWOOD FREEDOM** UVW: 2854 CCC: 506 AXLE: 2475  
 HITCH: 360 BOX SIZE: 14' OPEN LENGTH: 25' 9" CLOSED HEIGHT: 6'  
 CLOSED LENGTH W/ HITCH: 19' 4" FRESH: 20 GRAY: N/A BLACK: N/A

# FREEDOM

**MAKING YOUR INVESTMENT GO A LONG WAY.** All the quality that you get in the LTD line, but added features that will enhance your camping experience. Features like a Create-a-Breeze fan to improve ventilation, power roof lift, ProRac carrying system on the roof for bikes/kayaks, an outside grill, 4 stabilizer jacks, and brilliant LED awning lights to welcome you back to your camper when the sun goes down. Just because you own a Rockwood tent camper doesn't mean you have to "rough it" on your next camping trip.

LTD PACKAGE
Battery Box & Wire
Awning
Step
Heated Mattress on Bunk Ends
CO Detector
Inside/Outside Two-Burner Stove
Spare Tire w/ Carrier & Cover
Interior LED Lights
Solar Prep On Frame
Nitrogen Filled Tires
Exterior Recep (1940LTD & 2280LTD only)

LTD STANDARD FEATURES
Gray Exterior
Slatewood Interior
Wood Look Flooring
Electric Water Pump
Antifreeze Inlet Bypass

1.9 Cubic Foot 3 Way Refrigerator
20K BTU Furnace
Residential Style Cabinet Doors
Wood Drawers w/ Full Extension
Metal Guides
One Piece Door
Flip Down Galley w/ Storage
25 AMP Converter w/ Built In Battery Charger
Roof Vent
Privacy Curtains
2 Rear Stabilizer Jacks w/ Sand Pads
Quilted Top Bed Mattress
12" Radial Tires
13" Radial Tires (2280LTD Only)
20 lb. LP Bottle
Patio Light (1940LTD/2280LTD)
Leaf Spring Axles

LTD OPTIONS
Power Lift System (factory installed)
LP Bottle Cover
2-20# LP Bottles w/ Covers
3-Way Refrigerator (forced)
Electric Brakes (Std. 2280LTD)
20K BTU Furnace (forced)
7' Screen Room w/ Privacy Panels
9' Screen Room w/ Privacy Panels
11' Screen Room w/ Privacy Panels
Outside Griddle
40 Amp Portable Solar Panel
13500 BTU Low Profile Roof Air
15000 BTU Low Profile Roof Air

**Limited**

**TIRED OF SLEEPING ON THE GROUND?** When it is time to retire the trusty family tent because you are tired of sleeping on the hard ground, look no further than the Rockwood LTD Tent Camper. Light on frills but an emphasis on quality and construction. The LTD is our entry-level line of tent campers that come with a limited lifetime warranty on the lift system and a 5 year tent warranty. Oh, and don't forget the standard heated mattresses that will keep you warm and comfortable on those chilly Fall nights.



FREEDOM OUTDOORS PACKAGE
Create-A-Breeze Roof Vent Fan
3-Way Refrigerator
20K BTU Furnace
Heated Mattress Bunk Ends
Awning w/ LED Lighting
Water Filtration System
Spare Tire w/ Carrier & Cover
ProRac Permanent Crossbars (150lb rating)
CO Detector
Outside Griddle
Power Roof Lift

FREEDOM STANDARD FEATURES
Gray Exterior
Slatewood Interior
Wood Plank Flooring
12V Electric Water Pump
Hot Water Package (2514F/2716F/2318G)
Shower/Cassette (STD 2716F)
Antifreeze Inlet Bypass
Permanently Mounted 3-Burner Range w/ Cover
Residential Style Cabinet Doors & Drawers w/ Metal Glides
USB Charging Ports
Roof A/C Bracing
30 AMP detachable Power Cord

35 AMP Converter w/ Built In Power Lift System
Storage Net Over Bunks
Leaf-Spring Axles
Easy Lube Axles
Electric Brake
13" Radial Tires
Aluminum Wheel
Double Battery Box & Wiring Kit
4 Stabilizer Jacks w/ Sand Pads
Solar Panel Prep On Frame
LED Ceiling Lights
Patio Light
110V Exterior Outlet
Single Entry Step
One Piece Screen Door

Large Entry Door Folding Grab Handle
85" Wide Body w/ 80" Beds
4" Cushions & Covers
TV outlet w/ Cable & Satellite
Vinolon Supreme Tenting

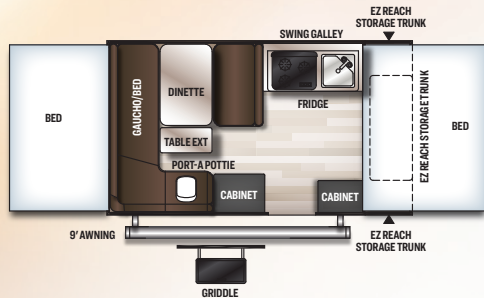
FREEDOM OPTIONS
A/C Wiring Kit
LP Bottle Cover
2-20# LP Bottles w/ Cover
Overhead Kitchen Cabinet
Shower/Cassette Pack (2318G)
Hot Water Pkg. w/ Outside Shower (1940F/1980)
9' Screen Room w/ Privacy Panels
11' Screen Room w/ Privacy Panels

13' Screen Room w/ Privacy Panels
Pro Rac Upright Bike Carrier
Pro Rac Kayak Carrier
Pro Rac Load Stops
Pro Rac Tie Downs
40 Amp Portable Solar Panel
13,500 BTU Low Profile Roof Air
15,000 BTU Low Profile Roof Air



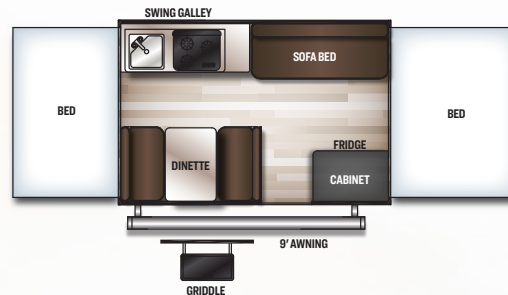
# ESP

**WELCOME TO THE ROCKWOOD EXTREME SPORTS PACKAGE (ESP)**, A camper specifically designed for the active couples and families looking for the ability to make the most of their outdoor experiences...even without electrical hook-ups. The Rockwood ESP utilizes sport tires to allow for more ground-clearance to get to those camp-sites that a larger campers wouldn't be able to get to. And the standard 100W roof mounted solar panel with 1000W onboard inverter (to power your outlets) allows for renewable energy to your batteries while camping off-grid. The possibilities are endless where you could go with your new ESP.



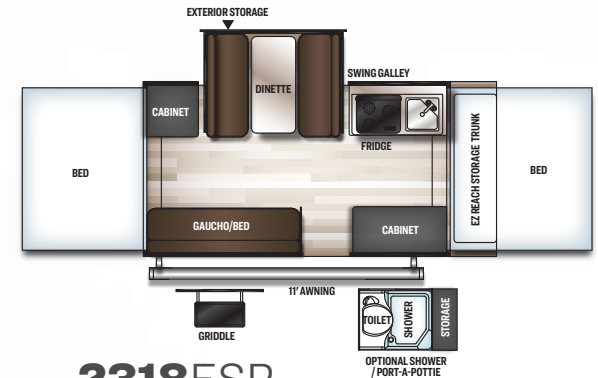
## 1910ESP

**ROCKWOOD ESP** U/VW: 2180 CCC: 724 AXLE: 1907  
 HITCH: 254 BOX SIZE: 10' OPEN LENGTH: 20' 4" CLOSED HEIGHT: 5' 11"  
 CLOSED LENGTH W/ HITCH: 17' 6" FRESH: 20 GRAY: N/A BLACK: N/A



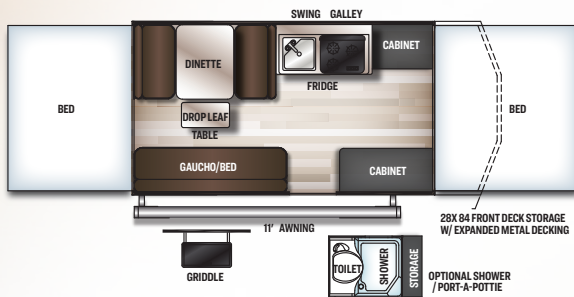
## 1970ESP

**ROCKWOOD ESP** U/VW: 2076 CCC: 808 AXLE: 1823  
 HITCH: 234 BOX SIZE: 10' OPEN LENGTH: 20' 1" CLOSED HEIGHT: 5' 11"  
 CLOSED LENGTH W/ HITCH: 15' 8" FRESH: 20 GRAY: N/A BLACK: N/A



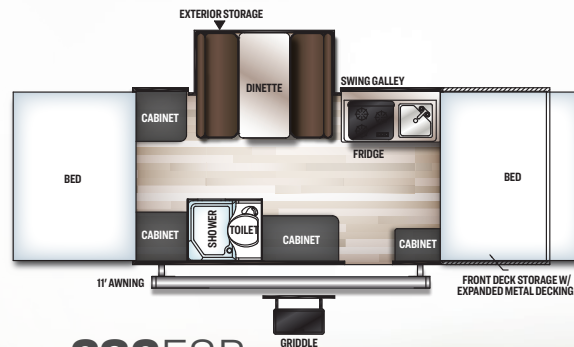
## 2318ESP

**ROCKWOOD ESP** U/VW: 2849 CCC: 1026 AXLE: 2455  
 HITCH: 375 BOX SIZE: 12' OPEN LENGTH: 23' 11" CLOSED HEIGHT: 6' 2"  
 CLOSED LENGTH W/ HITCH: 19' 4" FRESH: 20 GRAY: N/A BLACK: N/A



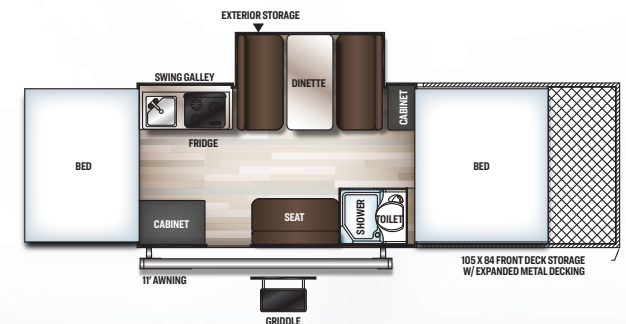
## 2280BHESP

**ROCKWOOD ESP** U/VW: 2559 CCC: 1279 AXLE: 2202  
 HITCH: 338 BOX SIZE: 12' OPEN LENGTH: 23' 11" CLOSED HEIGHT: 6' 2"  
 CLOSED LENGTH W/ HITCH: 19' 4" FRESH: 20 GRAY: N/A BLACK: N/A



## 232ESP

**ROCKWOOD ESP** U/VW: 2933 CCC: 861 AXLE: 2620  
 HITCH: 294 BOX SIZE: 12' OPEN LENGTH: 26' 5" CLOSED HEIGHT: 6' 2"  
 CLOSED LENGTH W/ HITCH: 22' 3" FRESH: 20 GRAY: N/A BLACK: N/A



## 282TESP

**ROCKWOOD ESP** U/VW: 3377 CCC: 1844 AXLE: 3118  
 HITCH: 221 BOX SIZE: 12' OPEN LENGTH: 30' 8" CLOSED HEIGHT: 6' 2"  
 CLOSED LENGTH W/ HITCH: 26' 5" FRESH: 20 GRAY: N/A BLACK: N/A





**1910ESP**

<p><b>ESP EXTREME PACKAGE</b></p> <ul style="list-style-type: none"> <li>Aluminum Wheels w/ 15" Mud Rover Tires</li> <li>100W Roof Mount Solar Panel w/ 1000W Inverter</li> <li>Create-A-Breeze Roof Vent Fan</li> <li>3-Way Refrigerator</li> <li>20K BTU Furnace</li> <li>Heated Mattress Bunk Ends</li> <li>Awning w/ LED Lighting</li> <li>Spare Tire w/ Carrier &amp; Cover</li> <li>Outside Griddle</li> <li>Power Roof Lift</li> <li>Bluetooth Stereo w/ Outside Speakers</li> <li>Diamond Plate Accents</li> <li>Spray Away Utility Hose</li> <li>ProRac Permanent Crossbars (150lb Rating)</li> <li>CO Detector</li> </ul>	<p><b>ESP STANDARD FEATURES</b></p> <ul style="list-style-type: none"> <li>Gray Sport Exterior</li> <li>Slatewood Interior</li> <li>Wood Plank Flooring</li> <li>12 Volt Electric Water Pump</li> <li>Hot Water Pkg. w/ Outside Shower (STD on 2280BHESP, 2318ESP, 232ESP, 282TESP)</li> <li>Shower/Cassette Pack (std 2318ESP/232ESP/282TESP ONLY)</li> <li>Double 20# Bottles (2318ESP/2280BHESP/232ESP/282TESP)</li> <li>20# LP Bottle</li> <li>3-Burner Range w/Cover</li> <li>Large Entry Door Grab Handle</li> <li>Residential Style Cabinet Doors</li> <li>Full Extension Metal Drawer Guides</li> <li>A/C Roof Bracing</li> </ul>	<ul style="list-style-type: none"> <li>USB Charging Ports</li> <li>TV Outlet w/Cable &amp; Satellite Hook ups</li> <li>35 amp Converter</li> <li>30 Amp Detachable Power Cord</li> <li>LED Ceiling Lights</li> <li>Window Curtains w/ Valances</li> <li>Double Step</li> <li>100W Roof Mount Solar Panel w/ Prep For Addtl. Solar Panels</li> <li>Solar Prep On Frame</li> <li>Patio light</li> <li>Outside Recep</li> <li>Storage Net Over Bunk</li> <li>Vinolon Supreme Tent</li> <li>Smoked Vinyl Windows</li> <li>Double Battery Box &amp; Wiring</li> <li>Sliding Storage Tray in trunk models</li> <li>Electric Brakes</li> </ul>	<ul style="list-style-type: none"> <li>4 Stabilizer Jack w/ Sand Pads</li> <li>E Z Lube Axles</li> <li>Black Diamond Plate</li> <li>54" Front Deck Storage 232ESP</li> <li>96" Front Deck Storage 282TESP</li> <li>20 Gallon Fresh Water Tank</li> </ul> <p><b>ESP OPTIONS</b></p> <ul style="list-style-type: none"> <li>A/C Wiring Kit</li> <li>2-20# LP Bottles w/Cover (std 2280BHESP, 2318ESP, 232ESP, 282TESP)</li> <li>Overhead Kitchen Cabinet</li> <li>Shower/Cassette Pack (2280BHESP/2318ESP)</li> <li>Hot Water (std 2280BHESP, 2318ESP, 232ESP, 282TESP)</li> <li>9' Screen Room w/Privacy Panels</li> <li>11' Screen Room w/Privacy Panels</li> </ul>	<ul style="list-style-type: none"> <li>Pro Rac Upright Bike Carrier</li> <li>Pro Rac Kayak Carrier</li> <li>Pro Rac Load Stops</li> <li>Pro Rac Tie Downs</li> <li>40 Amp Portable Solar Panel</li> <li>13,500 BTU Low Profile Roof Air</li> <li>15,000 BTU Low Profile Roof Air</li> </ul>
---	---	---	---	---





HW277



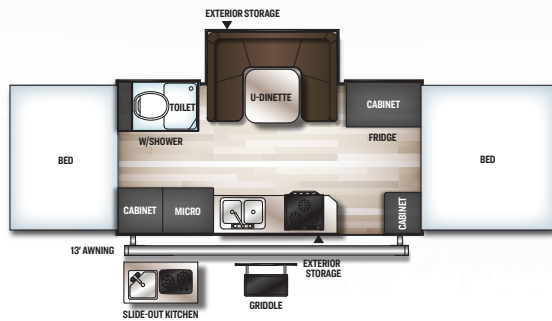
### Popular High Wall Features

- A** Shower curtain
- B** ProRac Roof Mounted Cross Bars w/ Opt. Bike and Kayak Carrier attachments.



# HIGH WALL

**WE MAKE CAMPING COMFORTABLE.** We have designed the High Wall series for those who want the amenities of a larger travel trailer but like the convenience of a tent camper for easier storage and effortless towing. These well-appointed campers give you a larger refrigerator, standard oven, microwave, added counter space, and upgraded Dexter torsion axles, all features that are not available in a standard size tent camper.

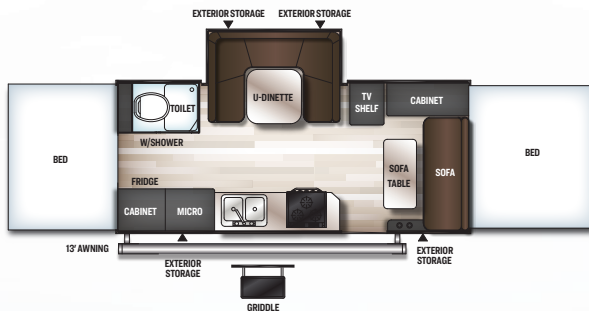


## HW277

**ROCKWOOD HIGH WALL** UVW: 3334 CCC: 546 AXLE: 2916

HITCH: 380 BOX SIZE: 14" OPEN LENGTH: 25' 9" CLOSED HEIGHT: 6' 7"

CLOSED LENGTH W/ HITCH: 19' 6" FRESH: 20 GRAY: 12 BLACK: 12



## HW296

**ROCKWOOD HIGH WALL** UVW: 3721 CCC: 1278 AXLE: 3312

HITCH: 371 BOX SIZE: 16" OPEN LENGTH: 27' 9" CLOSED HEIGHT: 6' 9"

CLOSED LENGTH W/ HITCH: 21' 6" FRESH: 20 GRAY: 12 BLACK: 12

### HIGH WALL PACKAGE

- Create-A-Breeze Roof Vent Fan
- 3-Way Refrigerator
- 20K BTU Furnace
- Heated Mattress on Bunk Ends
- Awning w/ LED Lighting
- Power Roof Lift
- Spare Tire w/ Carrier & Cover
- Water Filtration System
- Aluminum Wheels
- Bloothooth Stereo w/ Outside Speakers
- ProRac Roof Mounting System
- CO Detector

### HIGH WALL STANDARD FEATURES

- Slatewood Interior
- White Fiberglass w/ Gray Band Exterior
- Torsion EZ Lube Axles
- Raised Panel Cabinet Doors
- 4 Stabilizer Jacks with Sand Pads
- 1 Piece Floor
- 2 - Bed End Lights with Fan
- Wood Drawers with Full Extension Drawer Guides
- Positive Latches & Catches on Door & Drawers

### 14" Radial Tires

- 12 Volt Water Pump
- Double Battery Box & Wiring
- Large Entry Door Grab Handle
- 30 Amp Detachable Power Cord
- Solar Prep On Frame
- WiFi Extender w/ LTE capabilities
- Electric Brakes
- LED Ceiling Lights
- Outside Griddle
- 80" Beds
- Vinylon Supreme Tenting
- Privacy Curtains w/ Valances
- Hot Water pkg w/ Outside Shower
- Cable TV Ready

### Oven

- Microwave
- Automatic Gas Regulator
- Double 20# Gas Bottles w/ Molded Cover
- Shower/Cassette Toilet
- 35 Amp Converter
- Monitor Panel
- Storage Nets On Both Bunks
- MORryde Step

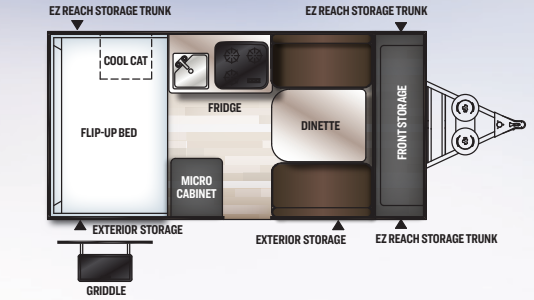
### HIGH WALL OPTIONS

- A/C Wiring Kit
- Overhead Kitchen Cabinet
- Hanging Wardrobe
- 13' Screen Room w/ Privacy Panels
- 13,500 BTU Roof A/C - Low Profile (a/c wiring kit included)
- 15,000 BTU A/C - Low Profile (a/c wiring kit included)
- Power Front Jack
- Pro Rac Upright Bike Carrier
- Pro Rac Kayak Carrier
- Pro Rac Load Stops
- Pro Rac Tie Downs
- 40 Amp Portable Solar Panel



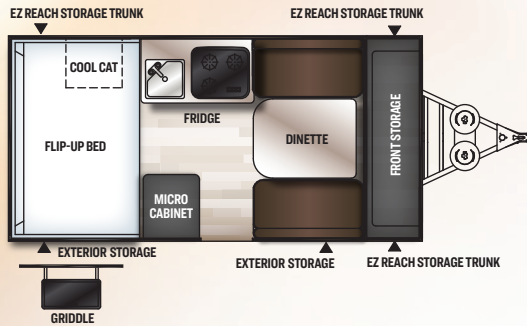
# HARD SIDES

**QUITE POSSIBLY THE BEST OF BOTH WORLDS.** When you combine the solid exterior of a travel trailer with the easy to tow tent camper, you get the Rockwood Hard Side Series. All models are equipped with a 10K BTU Cool Cat Heat Pump that work as both an A/C and a heater to keep you comfortable inside your camper. Astonishingly quick and easy set up means that you will be enjoying your camping experience minutes after you pull into your campsite.



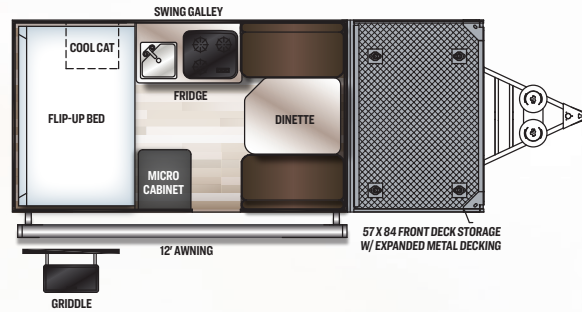
## A122

**ROCKWOOD HARD SIDE** UVW: 2014 CCC: 1208 AXLE: 1754  
 HITCH: 222 CLOSED HEIGHT: 5' 1" CLOSED LENGTH W/ HITCH: 17' 5"  
 BOX SIZE: 12' FRESH: 20 GRAY: N/A BLACK: N/A



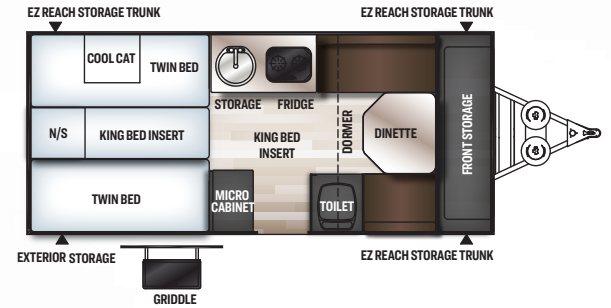
## A122S

**ROCKWOOD HARD SIDE** UVW: 2120 CCC: 1164 AXLE: 1798  
 HITCH: 284 CLOSED HEIGHT: 5' 1" CLOSED LENGTH W/ HITCH: 19' 2"  
 BOX SIZE: 12' FRESH: 20 GRAY: N/A BLACK: N/A



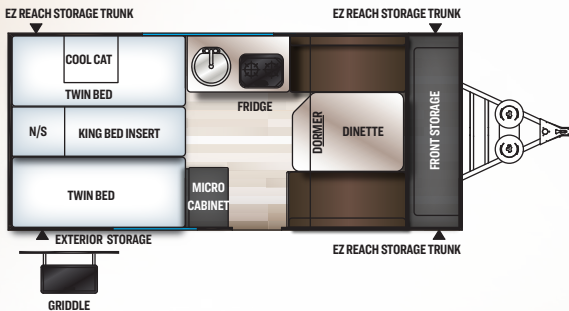
## A122TH

**ROCKWOOD HARD SIDE** UVW: 2408 CCC: 1387 AXLE: 2075  
 HITCH: 295 CLOSED HEIGHT: 5' 8" CLOSED LENGTH W/ HITCH: 22' 3"  
 BOX SIZE: 12' FRESH: 20 GRAY: N/A BLACK: N/A



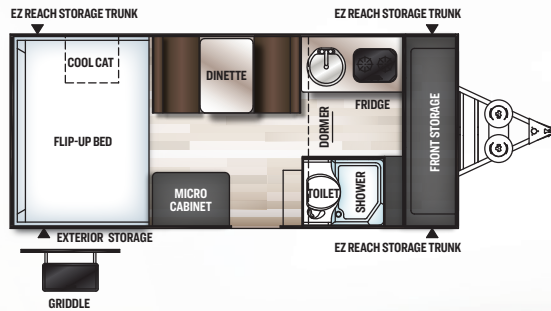
## A213HW

**ROCKWOOD HARD SIDE** UVW: 2670 CCC: 702 AXLE: 2260  
 HITCH: 372 CLOSED HEIGHT: 5' 8" CLOSED LENGTH W/ HITCH: 21' 2"  
 BOX SIZE: 14' FRESH: 20 GRAY: N/A BLACK: N/A



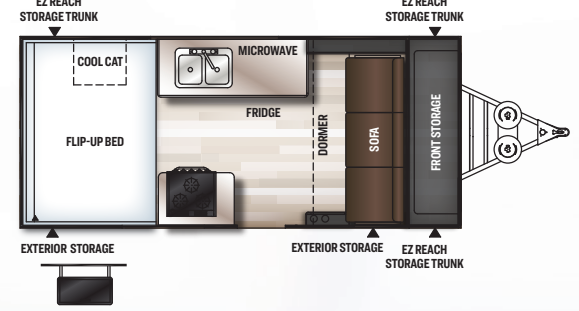
## A213HWOR

**ROCKWOOD HARD SIDE** UVW: 2698 CCC: 1107 AXLE: 2355  
 HITCH: 305 CLOSED HEIGHT: 6' 1" CLOSED LENGTH W/ HITCH: 21' 2"  
 BOX SIZE: 14' FRESH: 20 GRAY: N/A BLACK: N/A



## A214HW

**ROCKWOOD HARD SIDE** UVW: 2700 CCC: 653 AXLE: 2309  
 HITCH: 353 CLOSED HEIGHT: 5' 8" CLOSED LENGTH W/ HITCH: 21' 2"  
 BOX SIZE: 14' FRESH: 20 GRAY: N/A BLACK: N/A




## A223HW

**ROCKWOOD HARD SIDE** UVW: 2648 CCC: 667 AXLE: 2295  
 HITCH: 315 CLOSED HEIGHT: 5' 8" CLOSED LENGTH W/ HITCH: 21' 2"  
 BOX SIZE: 14' FRESH: 20 GRAY: N/A BLACK: N/A



A122S



Hard Side High Wall Model Features

**A Power Roof Lift Assist**  
(Hard Side High Wall only)

**B Gas Strut Lift Assist**  
(Std. Hard Side Models w/  
Manual Lift Roof Only)

**C Molded LP Bottle Covers**  
(Std. Hard Side & Hard  
Side High Wall)



HARD SIDE PACKAGE
10K BTU Cool Cat Heat Pump (A/C & Heater)
Create-A-Breeze Roof Vent Fan
3-Way Refrigerator
Heated Mattress on Master Bed (N/A A213HW & A213HWOR)
Aluminum Wheels w/ 15" Mud Rover Tires (A213HWOR & A122TH)
Spare Tire w/ Carrier & Cover
CO Detector
Water Filtration System
Stereo w/ Outside Speakers
WiFi Booster w/ LTE Prep
ProRac Permanent Crossbars (150lb rating)
Power Roof Lift (A214HW, A223HW, A213HW, A213HWOR)

HARD SIDE STANDARD FEATURES
White Fiberglass
Slatewood Interior
12 Volt Water Pump
Power Roof Lift (A213HWOR/A213HW/A214HW/A223HW)
Torsion EZ Lube Axles
Hot Water Pkg w/ Outside Shower
Port-A-Potty (A122S/A122)
Shower/Cassette Toilet (A214HW)
Residential Flush Toilet In Cabinet (A213HW only)
3 Burner Indoor Range w/Cover
3 Burner Glass Top Stove w/Oven (A223HW)
2 Burner Indoor Glass Top (A213HW/A213HWOR/A214HW)
Microwave
2.5 Cubic Foot 3 Way Refrigerator

Extra Large 3 Way Refrigerator (A213HWOR/A213HW/A214HW)
Solar Prep On Frame
Battery Box & Wiring
30 Amp Detachable Power Cord
35 Amp Converter
1/2 Sliding Storage Tray in Rear (Queen Bed Models Only)
LED Ceiling Lights
Raised Panel Cabinet Doors
Positive Latches & Catches On Doors & Drawers
Wood Drawers with Full Extension Metal Guides
Interior Floor Lights
Durable Diamond Plate Front
Fiberglass Laminated Roof
13" Radial Tires (A122S/A122)
14" Radial Tires (A21 models)

Aluminum Wheels w/ 15" Mud Rover Tires with Aluminum Rims (A122TH/A213HWOR)
Electric Brakes
4 Stabilizer Jacks w/ Sand Pads
Installed Door Step
Double Step (A21HW Models)
Large Folding Entry Door Grab Handle
Courtesy Light on Front
Outside Griddle
Cable TV Ready
Double 20# Gas Bottles w/Molded Cover
Automatic Gas Regulator

HARD SIDE OPTIONS
Power Front Jack
12' Awning/Screen Room w/ Privacy Panels (A122 Models)
14' Awning/Screen Room w/ Privacy Panels
Hanging Wardrobe w/ 2 Shelves
Pro Rac Upright Bike Carrier
Pro Rac Kayak Carrier
Pro Rac Load Stops
Pro Rac Tie Downs
40 Amp Portable Solar Panel





## Dexter Torflex Axles

**(STANDARD ON HIGH WALL AND HARD SIDE MODELS)**

- Independent wheel suspension and self-damping action
- Rubber cushioning eliminates metal-to-metal contact.
- Forged torsion arm for maximum strength

Most models are also equipped with E-Z Lube® System and Nev-R-Adjust® Brakes.



# Tent Camper Construction

## THE ROCKWOOD DIFFERENCE



- A** Three Stage Double Arm Lifter Posts (NA Hard Side)
- B** Fiberglass Vacuum Bonded Radius Roof w/ No Center Seam (NA Hard Side)
- C** Five-Piece Vinolon Supreme Tenting (NA Hard Side)
- D** E-Z Crank Down Stabilizer Jacks w/ Sand Pads
- E** Full Perimeter Aluminum Bed Frames (NA Hard Side)

- F** Plywood Bunk Ends (NA Hard Side)
- G** Seven-Way Pigtail Wiring
- H** Under Floor 20 Gallon Fresh Water Tank (LTDs 10 Gallon Above Floor)
- I** Powder Coated Tubular Steel Frame
- J** Powder Coated Rafter Poles and Bed Bows (NA Hard Side)

- K** Air Conditioner Reinforcing Laminated Into Roof (NA Hard Side)
- L** Nitrogen Filled Steel Belted Radial Tires
- M** Easy Lube Axle System (Except LTDs)
- N** Smooth Fiberglass Vacuum Bonded Exterior (NA on Freedoms & ESPs)
- O** One-Piece Door (Except Hard Side)
- P** Under Awning LED Lighting (Except LTD's & Hard Sides)



**1** Easy Glide Scissorpole Bed Supports (Except LTDs)

**2** Heated Mattress (Std. Opt. NA A214HW)

**3** EZ Reach Storage Trunk (Some Models)

**4** Solar Panel Prep (Std. all models) The Zamp 40 amp. portable solar panel shown is sold separately.


**5** WIFI Ranger Sky 4 WIFI Booster, with internet connectivity available. (NA on Freedom, LTD's)



A



B



C



D



E



F



G



H



# Tent Camper Popular Features

JUST A FEW FEATURES THAT PROVE OUR WORTH.

- A** Add-a-Room with Privacy Panels (Opt. all Models Except Hard Side)

---

- B** One-Piece Door (Except Hard Side) and Large Entry Assist Handle (Except LTD)

---

- C** Outside Shower (Incl. w/ Hot Water Pkg: Std: Hard Side, High Wall and Opt: Freedom)

---

- D** Outside Grill with Work Table (Std. Freedom, ESP, Hard Side, High Wall)

---

- E** Power Lift (Std. High Wall, ESP, Freedom. Opt. LTD)

---

- F** Under Awning LED Light (All Models Except LTD's and Hard Sides)

---

- G** ProRac Roof Mounted Cross Bars w/ Opt. Bike and Kayak Carrier attachments. (NA on LTD)

---

- H** Black Water Hose Storage (Std. High Wall)

---

- I** Three Speed Ventilation Fan (Except LTDs)

---

- J** LED Bunk Light (Std. High Wall)

---


- K** Metal Full Extension Drawer Guides (Std.)

---

- L** AM/FM Stereo with Bluetooth and USB ports. (NA LTD & Freedom)

---

- M** Swing Down Galley (Except LTD, Hard Side, High Wall)







We work hard to make a quality product  
**So you can enjoy it for years to come.**

# Rockwood Warranty. Our Promise.

**FOR DETAILS ON ROCKWOOD'S COMPLETE WARRANTY PROGRAM, SEE YOUR ROCKWOOD DEALER.**

When it comes to backing products with the same quality and commitment it does when it begins the manufacturing process, the only name you have to remember when you're looking for a recreational vehicle is Rockwood. Rockwood offers the following additional limited warranties to the original purchasers. Consult written warranty for details.

1. Five-year roof warranty (Excludes Hard Sides).
2. Twenty-five-year floor warranty.
3. Five-year frame warranty.
4. Five-year tent warranty.
5. Ten-year torsion axle warranty.
6. Limited lifetime warranty of lifter system (Excludes Hard Sides).



[www.ForestRiverBuyLocal.com](http://www.ForestRiverBuyLocal.com)

**FREE MEMBERSHIP**  
to Forest River Owners' Group

[www.forestriverfrog.com](http://www.forestriverfrog.com)



## 24/7 EMERGENCY ROADSIDE ASSISTANCE WITH VEHICLE PURCHASE\*

TOWING	WINCH-OUT
JUMP-STARTS	MOBILE MECHANIC
TIRE CHANGES	TECHNICAL
FLUID DELIVERY	SUPPORT
LOCKOUT	DEALER LOCATOR
SERVICE	SERVICES



\*VALID FOR 1 YEAR FROM DATE OF PURCHASE



## PRE-DELIVERY INSPECTION FACILITY

20,000 square feet of quality assurance. The bare essentials for a premium product. This state-of-the-art facility gives immediate daily feedback to production for quality assurance in every unit built.

**Specification Definitions :: GVWR (Gross Vehicle Weight Rating)** - is the maximum permissible weight of the unit when fully loaded. It includes all weights, inclusive of all fluids, cargo, optional equipment and accessories. For safety and product performance do NOT exceed the GVWR. // **GAWR (Gross Axle Weight Rating)** - is the maximum permissible weight, including cargo, fluids, optional equipment and accessories that can be safely supported by a combination of all axles. // **UVW (Unloaded Vehicle Weight)\*** - is the typical weight of the unit as manufactured at the factory. It includes all weight at the unit's axle(s) and tongue or pin and LP Gas. The UVW does not include cargo, fresh potable water, additional optional equipment or dealer installed accessories. \*Estimated average based on standard build optional equipment. // **CCC (Cargo Carrying Capacity)\*\*** - is the amount of weight available for fresh potable water, cargo, additional optional equipment and accessories. CCC is equal to GVWR minus UVW. Available CCC should accommodate fresh potable water (8.3 lbs per gallon). Before filling the fresh water tank, empty the black and gray tanks to provide for more cargo capacity. \*\* Estimated average based on standard build optional equipment // Each Forest River RV is weighed at the manufacturing facility prior to shipping. A label identifying the unloaded vehicle weight of the actual unit and the cargo carrying capacity is applied to every Forest River RV prior to leaving our facilities. The load capacity of your unit is designated by weight, not by volume, so you cannot necessarily use all available space when loading your unit. // All information contained in this brochure is believed to be accurate at the time of publication. However, during the model year, it may be necessary to make revisions and Forest River, Inc., reserves the right to make all such changes without notice, including prices, colors, materials, equipment and specifications as well as the addition of new models and the discontinuance of models shown in this brochure. Therefore, please consult with your Forest River dealer and confirm the existence of any materials, design or specifications that are material to your purchase decision. Litho. U.S.A. FOR 1760 P&W: 2021.01.26



Look for our other popular lines of Rockwood trailers.



ROCKWOOD GEO PROS



ROCKWOOD FIFTH WHEELS



ROCKWOOD TRAVEL TRAILERS



**Learn More**  
Scan this barcode using a QR Reader on your smart phone to learn more about Forest River.



A Berkshire Hathaway company.



YOUR **ROCKWOOD** DEALER