


REFLECTION[®]

FIFTH WHEELS & TRAVEL TRAILERS





ARCTIC 4-SEASONS PROTECTION PACKAGE



Reflection's design has been put to the test in extreme temperatures ranging from ZERO to 100+ degrees. Third party extreme cold testing showed that the Reflection remained functional and achieved very comfortable temperatures.

MAXIMUM HEATING POWER

A high performance furnace and fireplace combine to deliver 40,000 BTU's or more of heating power.† † (Model Specific)

MAXIMUM FUNCTION

- Heated Holding Tanks and Enclosed Low Point Drains
- Heated Utility Center & Storage Bay
- Dual Attic Vents
- Enclosed Gate Valves

NEW FEATURE!

Thermostatically Controlled 12V Tank Heaters



CONTROL IN THE PALM OF YOUR HAND.



CONTROL YOUR RV

Control lighting, slide-outs, leveling and awnings from the palm of your hand



REAL-TIME DIAGNOSTICS

Compass Connect can notify you of system status, low battery voltage, and leveling issues



STAY INFORMED

Receive custom notifications such as maintenance reminders and tips on your RV

RAISING THE BAR IN CUSTOMER SERVICE & WARRANTY

3 YEAR LIMITED STRUCTURAL WARRANTY

Every Grand Design RV is backed with a class leading 3-year limited structural warranty.



COMPONENT SUPPLIER WARRANTIES

By selecting suppliers with similar philosophies, many components used on our coaches also carry an extended warranty through the component manufacturer.

AXLES (5 Years)

CHASSIS (3 Years)

(Main Steel Frame, Steel Frame Outriggers and Cross Members)

EXTERIOR GRAPHICS (5 Years)

ROOF COVERING (18 Years)

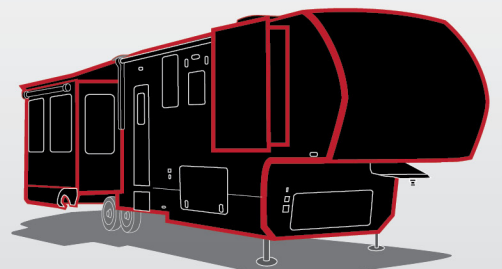
TIRE WARRANTY

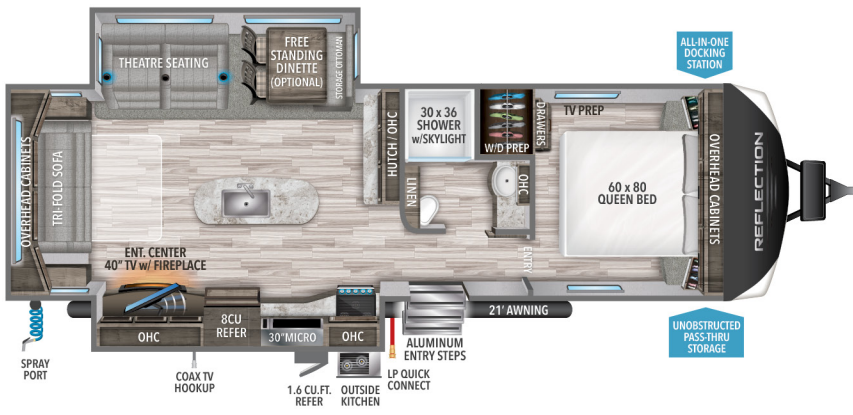
(5 Years w/12 Month no questions asked replacement for manufacturer defects)



TITAN SEAL

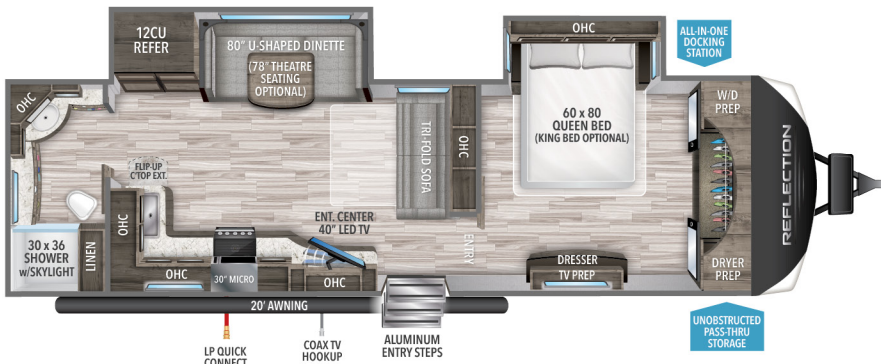
Utilizing Mylar Tape and Die-Cut Seals at ALL critical seams (roof to sidewall, floor to sidewall and backwall to sidewall).





297RSTS

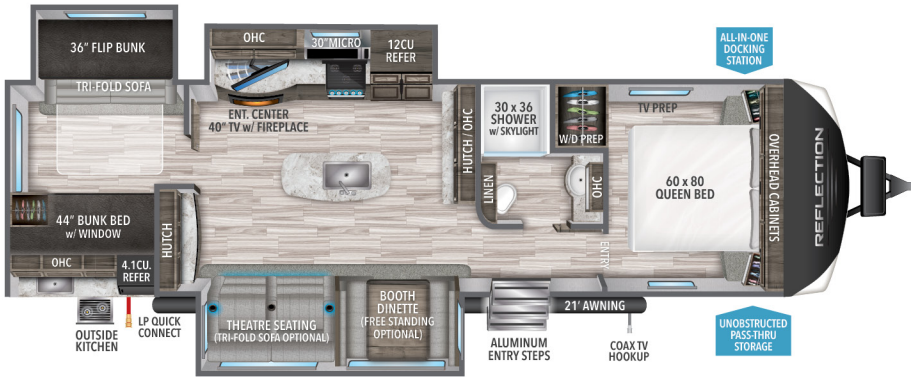
UVW ¹	HITCH ¹	LENGTH ²	HEIGHT	CAPACITY
8,096	824	33' 11"	11' 6"	60 86 43



300RBTs

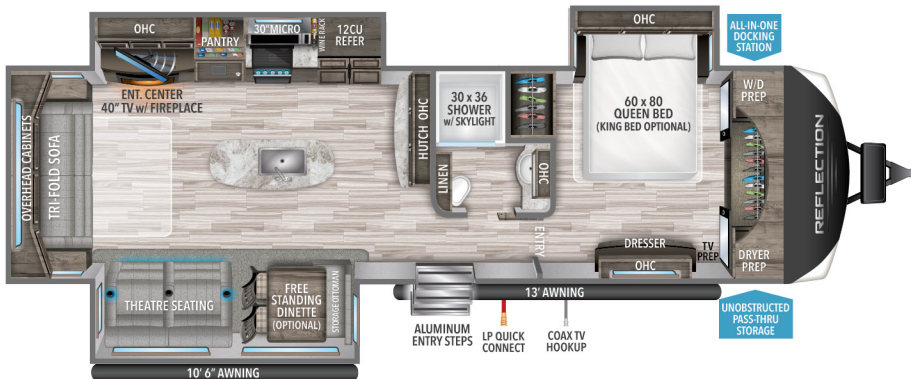
UVW ¹	HITCH ¹	LENGTH ²	HEIGHT	CAPACITY
7,897	791	34' 8"	11' 6"	60 118 43

78" THEATER SEATING IPO BOOTH OPTION (300RBTs ONLY)



312BHTs

UVW ¹	HITCH ¹	LENGTH ²	HEIGHT	CAPACITY
9,291	995	37' 4"	11' 8"	60 86 43



315RLTs

UVW ¹	HITCH ¹	LENGTH ²	HEIGHT	CAPACITY
9,297	1,065	37' 11"	11' 8"	60 118 43



UNIVERSAL DOCKING STATION



MAXIMUM HEADROOM



UNOBSTRUCTED PASS-THRU STORAGE



WASHER/DRYER PREP



30\"/>



DUCTLESS "EVENFLOW" HEATING SYSTEM (NO VENTS IN FLOOR)



ROOF MOUNTED SOLAR PREP



GOODYEAR ENDURANCE TIRES



FOR MORE INFORMATION SCAN THE QR CODE USING YOUR MOBILE PHONE CAMERA APP

FLOORPLANS

CONSTRUCTION

BUILD & PRICE



¹ Based on average weight of the standard build. ² Hitch to rear

150 SERIES
FIFTH WHEELS

HALF-TON TOWABLE REDEFINED

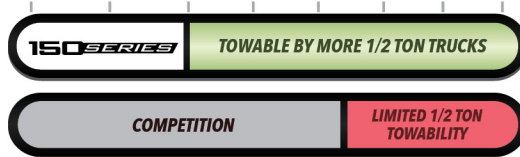
**1/2 TON TRUCK
TOW RATING**



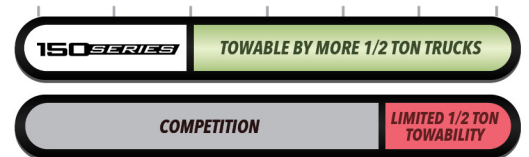
**1/2 TON TRUCK
PAYLOAD CAPACITY**



FIFTH WHEEL DRY WEIGHT (UVW)



FIFTH WHEEL HITCH WEIGHT

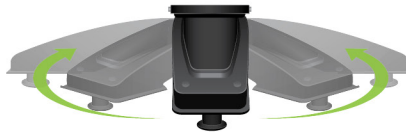


HIGHLIGHTED FEATURES



MORRYDE CRE3000 SUSPENSION SYSTEM

Smoother towing, improved towability and better protection from damaging road shock



TURNING POINT SWIVEL PIN BOX

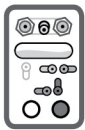
90° turning radius without a slider hitch in a 5.5 ft truck bed.



WINEGARD 360+ ANTENNA W/WIFI PREP

All-in-one solution for your Internet, TV, and FM signal needs!

TOP FEATURES



UNIVERSAL
DOCKING STATION



USB CHARGING
STATION



UNOBSTRUCTED
PASS-THRU STORAGE



ONE-TOUCH
AUTO LEVELING



ROOF MOUNTED
SOLAR PREP



GOODYEAR
ENDURANCE TIRES



2" RECEIVER
HITCH UPGRADE



DUCTLESS "EVENFLOW"
HEATING SYSTEM
(NO VENTS IN FLOOR)

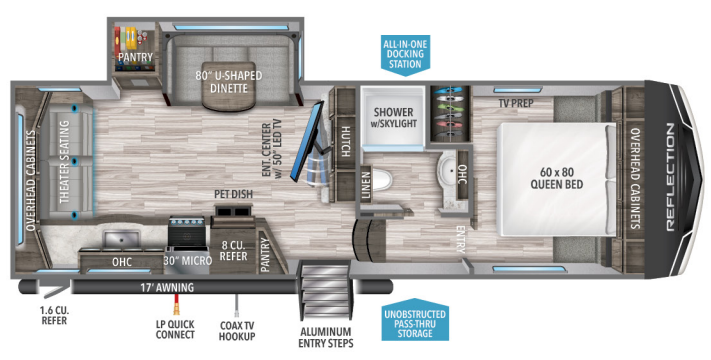
78" THEATER SEATING
IPO BOOTH OPTION
(290BH ONLY)



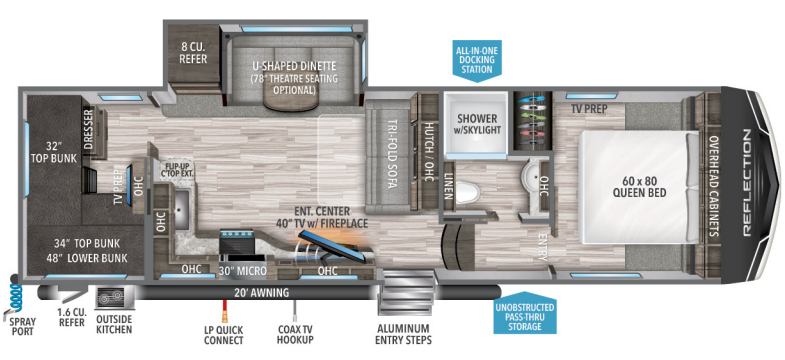


150 SERIES

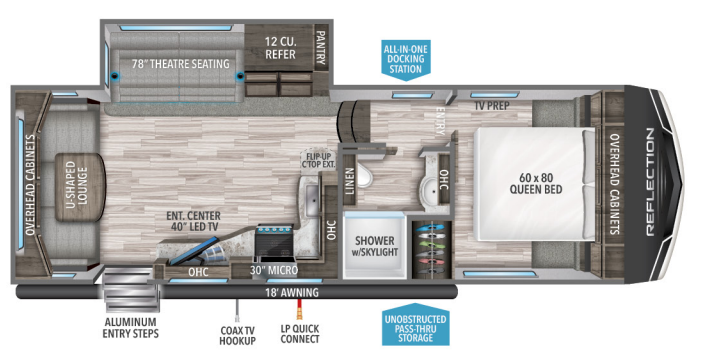
Reflection 150 Series 295RL w/Turning Point Pin Box engaged



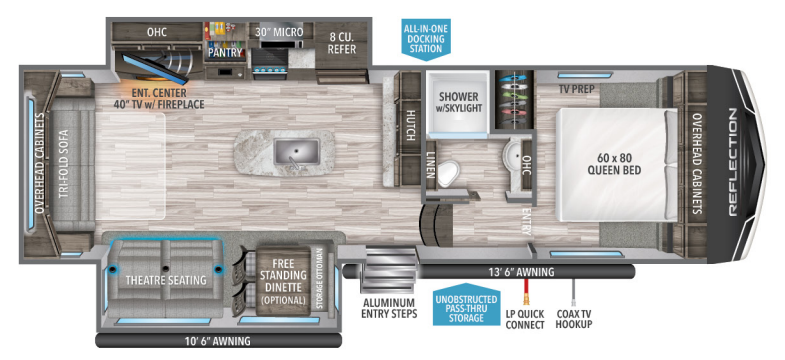
Model	UVW ¹	HITCH ¹	LENGTH ²	HEIGHT ³	CAPACITY
240RL	7,691	1,222	29' 11"	12' 0"	52 71 39



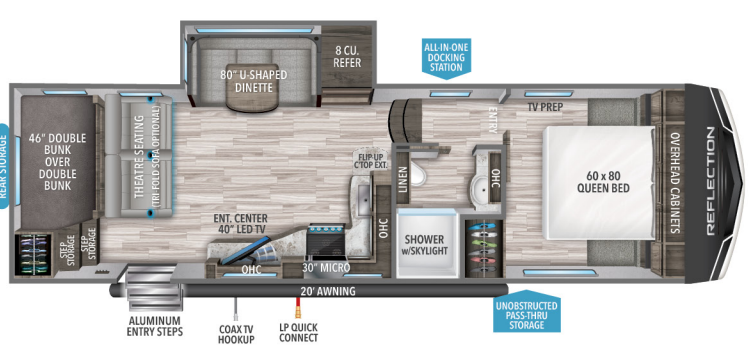
Model	UVW ¹	HITCH ¹	LENGTH ²	HEIGHT ³	CAPACITY
290BH	8,236	1,280	34' 1"	12' 2"	52 78 39



Model	UVW ¹	HITCH ¹	LENGTH ²	HEIGHT ³	CAPACITY
260RD	7,306	1,325	29' 9"	12' 0"	52 71 39



Model	UVW ¹	HITCH ¹	LENGTH ²	HEIGHT ³	CAPACITY
295RL	8,794	1,391	32' 9"	12' 3"	52 78 39



Model	UVW ¹	HITCH ¹	LENGTH ²	HEIGHT ³	CAPACITY
268BH	7,791	1,274	31' 11"	12' 0"	52 71 39

FOR MORE INFORMATION
SCAN THE QR CODE USING YOUR
MOBILE PHONE CAMERA APP

FLOORPLANS	CONSTRUCTION	BUILD & PRICE

¹ Based on average weight of the standard build. ² Hitch to rear ³ Listed height does not include 2nd AC.



HIGHLIGHTED FEATURES



**MORRYDE CRE3000
SUSPENSION SYSTEM**

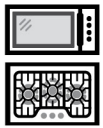
Smoother towing, improved towability and better protection from damaging road shock



**WINEGARD 360+
ANTENNA W/WIFI PREP**

All-in-one solution for your Internet, TV, and FM signal needs!

TOP FEATURES



CHEF'S KITCHEN
30" STAINLESS MICRO AND RESIDENTIAL COOKTOP



**GOODYEAR
E-RATED TIRES**



**2" RECEIVER
HITCH UPGRADE**



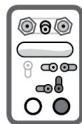
**MOTION SENSOR
LED LIGHTING**



**UNOBSTRUCTED
PASS-THRU STORAGE**



**15+ OUTLETS
THROUGHOUT
INTERIOR**



**UNIVERSAL
DOCKING STATION**



**ROOF MOUNTED
SOLAR PREP**



**MAX TURN RADIUS
FRONT CAP**



**DUCTLESS "EVENFLOW"
HEATING SYSTEM
(NO VENTS IN FLOOR)**



**USB CHARGING
STATION**



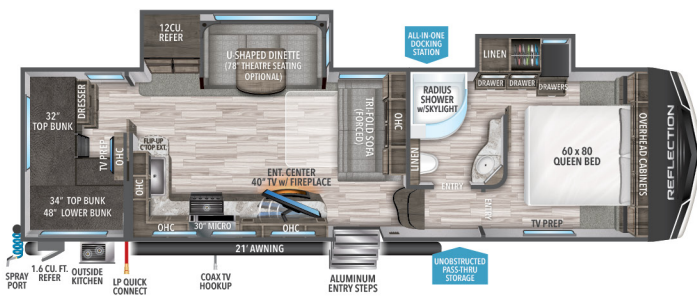
**50 AMP
ELECT. SERVICE**



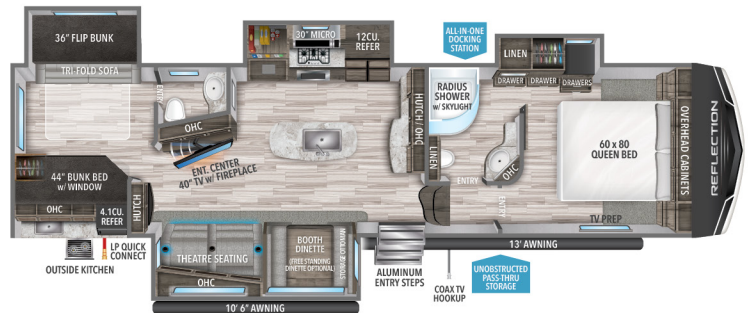
**35,000 BTU
FURNACE**

**78" THEATER SEATING
IPO BOOTH OPTION
(28BH ONLY)**

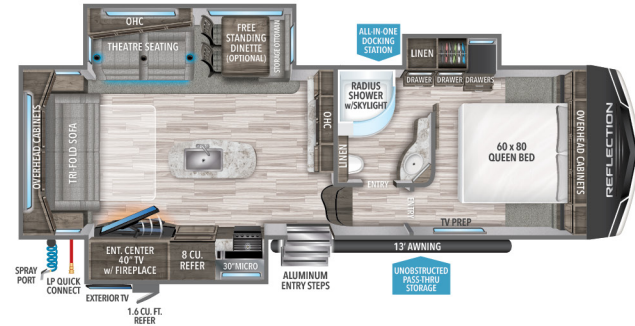




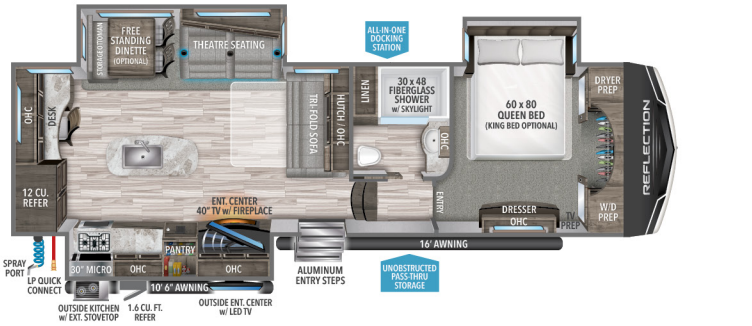
28BH UVW¹ **8,997** HITCH¹ **1,592** LENGTH² **34' 8"** HEIGHT³ **12' 3"** CAPACITY **60 86 43**



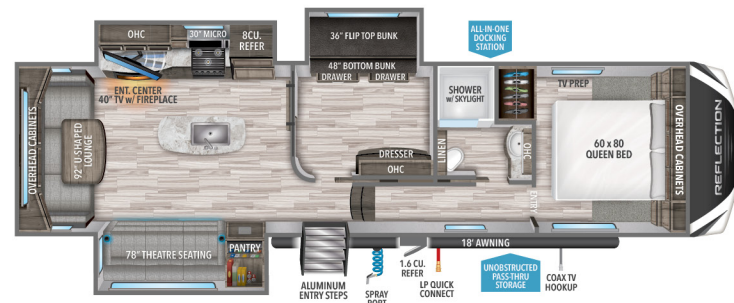
311BHS UVW¹ **11,185** HITCH¹ **2,180** LENGTH² **36' 10"** HEIGHT³ **12' 3"** CAPACITY **60 87 87**



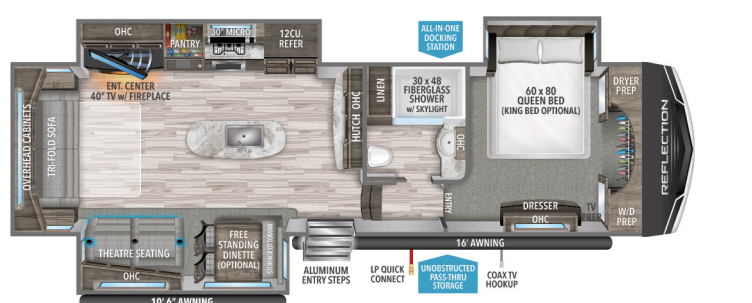
29RS UVW¹ **8,816** HITCH¹ **1,538** LENGTH² **30' 11"** HEIGHT³ **12' 3"** CAPACITY **60 75 43**



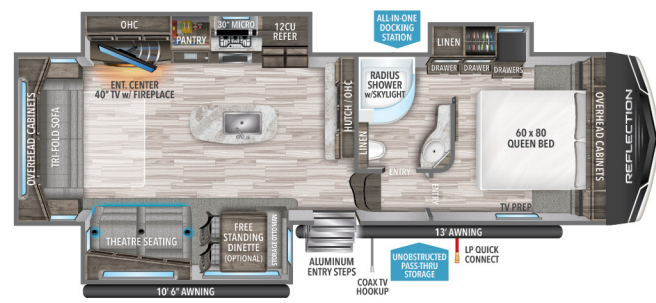
320MKS UVW¹ **10,495** HITCH¹ **2,040** LENGTH² **34' 8"** HEIGHT³ **12' 6"** CAPACITY **60 94 43**



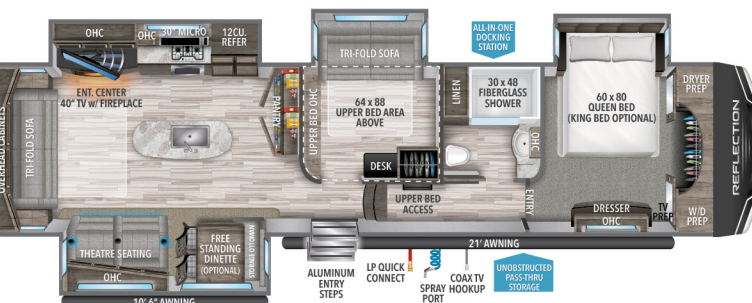
31MB UVW¹ **9,778** HITCH¹ **1,834** LENGTH² **36' 2"** HEIGHT³ **12' 3"** CAPACITY **60 75 43**



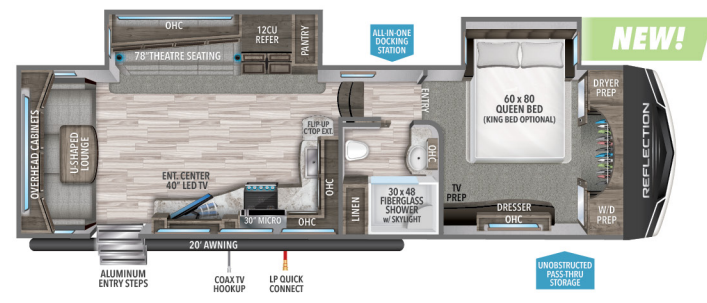
337RLS UVW¹ **10,697** HITCH¹ **2,090** LENGTH² **35' 6"** HEIGHT³ **12' 6"** CAPACITY **60 87 47**



303RLS UVW¹ **9,395** HITCH¹ **1,725** LENGTH² **32' 5"** HEIGHT³ **12' 3"** CAPACITY **60 87 47**



367BHS UVW¹ **12,474** HITCH¹ **2,509** LENGTH² **41' 0"** HEIGHT³ **12' 8"** CAPACITY **60 94 47**



310RLS UVW¹ **9,538** HITCH¹ **1,872** LENGTH² **33' 10"** HEIGHT³ **12' 3"** CAPACITY **60 94 47**

FOR MORE INFORMATION
SCAN THE QR CODE USING YOUR
MOBILE PHONE CAMERA APP

FLOORPLANS



CONSTRUCTION



BUILD & PRICE



¹ Based on average weight of the standard build. ² Hitch to rear ³ Listed height does not include 2nd AC.

WE STRIVE FOR NOTHING LESS THAN CUSTOMERS FOR LIFE!



Thank you for taking the time to tour our coach.

We would like to share what sets Grand Design RV apart from all other RV manufacturers and why this difference is important to you.

My close friends and I were part of an ownership team at a travel trailer, fifth wheel company that grew to become one of the largest RV manufacturers in the world. While proud of this accomplishment, it became difficult to stay in touch with customers, employees, and ultimately the quality of the final product. It became obvious, there was a better way.

In 2012 we started with a mission to build a better RV company. A company with a culture that desires a long-term, personal connection with customers, employees and dealers – that company became Grand Design RV. Our business model of doing the right thing has led us to many years of unparalleled growth.

At Grand Design we are customer centered and everything we do daily revolves around you. Our goal is simple – continue to lead the industry with quality, innovative products while striving to improve our customers' RV experience before, during and after their purchase. We strive for nothing less than customers for life and I would be honored to personally welcome you to the Grand Design family.

Warmest Regards,

President / CEO / Co-Founder

2019 GOLD AWARD WINNER IN ALL 3 CATEGORIES!



TRAVEL TRAILERS



FIFTH WHEELS



TOY HAULERS

LONG TERM VALUE

Everything we do at our company is designed to build long-term value in what we offer our customers, "More features and superior value for your dollar."

CUSTOMER CENTERED

Our focus, from the very first day we opened our doors, revolves around our customers. Your satisfaction is our future. GDRV4Life!

STAYING CONNECTED

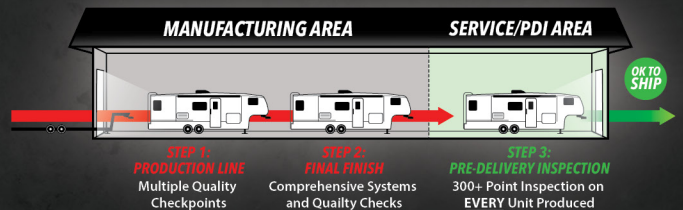
Magic happens when the CEO and Senior Management actively work with the production facilities to help build the team and develop products.

EXPERIENCED WORKFORCE

Our local workforce has been hand-picked and has an excellent reputation for second-to-none industry craftsmanship.

RAISING THE QUALITY BAR

We put every Grand Design RV through a series of quality inspection gates during the manufacturing process. Once completed, the unit undergoes a comprehensive "final finish" inspection. At this point, most manufacturers ship their coaches to the dealer for retail sale. We aren't most manufacturers. Every one of our coaches is moved to a PDI (Pre-Delivery Inspection) area where they are put through a rigorous 300+ point inspection checklist. It is only after this PDI that we certify a unit ready to ship to our dealers.



SUPERIOR SERVICE

Anything built by humans that travels down the open road is subject to issues. It's how those issues are addressed that makes Grand Design so special to our owners. Visit the independent owners page on Facebook (Grand Design RV Owners) and see for yourself. We take care of our customers after the sale. An informed customer will be a Grand Design customer!

CLASS LEADING WARRANTY

We back every one of our coaches with a 3-year limited structural warranty.



Grand Design RV was created in 2012 and founded by current CEO, Don Clark and brothers Ron and Bill Fenech (Representing over 80 combined years of experience in the RV Industry).

REV 05.19.20