



# SABRE

FIFTH WHEELS







**SABRE**

**GET MORE.**

**MORE CONTENT.  
MORE PRACTICAL.  
MORE AFFORDABLE.**

Sabre fifth wheels are designed to make luxurious RV living affordable. We invite you to compare Sabre to America's most popular floor plans. Sabre provides more standard features while offering greater affordability. **CHOOSE SABRE. GET MORE.**








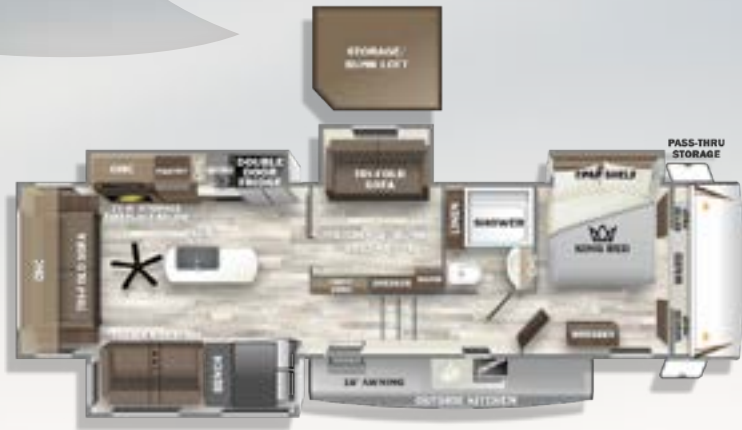


**36BHQ**



**THE SABRE 36BHQ IS A BEAUTIFUL FLOORPLAN** with a second bedroom that can be used for sleeping, an office, rec space, sewing room, etc. There are a ton of possibilities with the extra space offered and there is even a sleeping/storage loft that utilizes the extra space above the extra room. In the main living area & kitchen you can find premium features such as solid surface countertops, theatre style seating w/ heat & massage, black out zebra shades, tri-fold rear sofa, and much more!





## SABRE

# 36BHQ

HITCH	UVW	C.C.C.	LENGTH **
2,095	11,943	2,472	42'
HEIGHT **	WIDTH	AWNING	CAPACITY (GAL.)
13' 5"	96"	16'	49 76 38
			FRESH GRAY BLACK








**37FLH**



**THE FRONT LIVING ROOM IS GREAT FOR ENTERTAINING WITH SEATING FOR EVERYONE** and a big TV for movie nights. Two of the sofas are full tri-fold sleeper sofas so you can easily sleep up to 4 adults and the third sofa is heat & massage theatre seating. The kitchen features solid surface countertops, a big island, 3 pantries, huge fridge, breakfast bar, 4-person chairs and bench, and half bathroom. Finally, the master suite features a king bed slide, 2 wardrobes, his & her sinks, stackable washer/dryer prep.





SABRE

37FLH

HITCH	UVW	C.C.C.	LENGTH **
2,345	11,683	2,717	43'
HEIGHT **	WIDTH	AWNING	CAPACITY (GAL.)
13' 5"	96"	18'	49 76 76
			FRESH GRAY BLACK








**37FLL**



**BEST IN CLASS STORAGE WITH INDUSTRY FIRST DOUBLE LOFT!** The 37FLL combines our popular front living design with the sleeping capability of a lofted destination trailer.







SABRE

37FLL

HITCH	UVW	C.C.C.	LENGTH **
2,570	11,918	2,972	42' 9"
HEIGHT **	WIDTH	AWNING	CAPACITY (GAL.)
13' 5"	96"	20'	49 FRESH 76 GRAY 38 BLACK







**38DBQ**



**THE 38DBQ IS AN AMAZING 2 BED/2 BATH MODEL THAT CAN EASILY ACCOMMODATE YOUR FAMILY.** The rear room brings the “wow” factor with its big loft area, tri-fold sleeper sofa, second full bathroom, and TONS of storage! The kitchen and living room is very spacious and includes 2 pantries, a beautiful island, big fridge, a tri-fold sofa, and a 4-person chairs and bench. The master suite has a lot to offer as well with a full bathroom, big king bed, spacious wardrobe, and washer/dryer prep.







## SABRE

# 38DBQ

HITCH	UVW	C.C.C.	LENGTH **
2,030	12,493	2,037	43' 4"
HEIGHT **	WIDTH	AWNING	CAPACITY (GAL.)
13' 5"	96"	21'	49 114 76
			FRESH GRAY BLACK







**38RLH**



**SPACIOUS REAR LIVING WITH BEAUTIFUL CAMPSITE VIEWS.** The 38RLH has a stunning front bathroom design that features double bowl sinks, stackable washer dryer prep, tons of wardrobe space, king size bed and a massive storage loft! Coming down from the bedroom into the kitchen you'll find solid surface countertops, full-size pantry, breakfast bar, large microwave, huge 12 volt fridge and a spacious 4 person dinette. This model also packs in a half bathroom and cozy rear living room with a large smart TV, tri-fold sofa and theatre style seating.







SABRE

38RLH

HITCH	UVW	C.C.C.	LENGTH **
2,065	12,038	2,347	43' 3"
HEIGHT **	WIDTH	AWNING	CAPACITY (GAL.)
13' 5"	96"	20'	49 76 76
			FRESH GRAY BLACK







**350BH**



**INNOVATIVE AND SPACIOUS.** The 350BH offers maximum sleeping space and storage with our unique one step drop frame design. The bunk room features 2 full size bunk beds, a tri-fold sleeper sofa, twin wardrobes and a half bathroom. In the main living area & kitchen you'll find premium features such as solid surface countertops, a large 12 volt refrigerator, 30' microwave, smart TV, theatre style seating w/ heat & massage, black out zebra shades and much more!







SABRE

350BH

HITCH	UVW	C.C.C.	LENGTH **
2,575	11,815	3,042	40' 1"
HEIGHT **	WIDTH	AWNING	CAPACITY (GAL.)
13' 5"	96"	12'	76 94 76
			FRESH GRAY BLACK








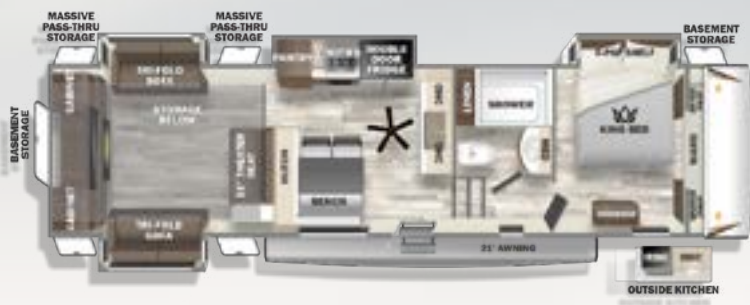
**350RL**



**THE SABRE 350RL HAS THE SPACE TO ENTERTAIN!** The 350RL features a rear living room that's great for entertaining and massive exterior basement storage! The living room is fully equipped with 2 tri-fold sleeper sofas, theatre stlyer seating w/ heat & massage, a large smart TV and panoramic campsite views. The kitchen is equally beautiful with a spacious dinette alongside a built in storage hutch. We also include solid surface countertops, LOTS of storage cabinets, huge pantry, a large 12 volt refrigerator, 30" microwave and much more!







SABRE

# 350RL

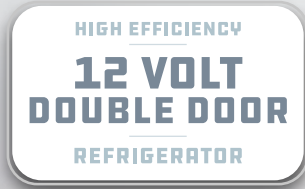
HITCH	UVW	C.C.C.	LENGTH **
1,945	11,520	2,707	40' 1"
HEIGHT **	WIDTH	AWNING	CAPACITY (GAL.)
13' 5"	96"	21'	38 FRESH 76 GRAY 38 BLACK





# SWEET 16

## INTERIOR FEATURES




French Double Door Refrigerator



"Lock-Tite" Wood Core Cabinetry



OneControl® Central Command



Whisper Cool Dual AC



Solid Surface Countertops



Smart TVs



Zebra Shades



Ambient Accent Lighting




# SWEET 16


## EXTERIOR FEATURES



**Auto-Leveling System**



**Juice-Pack Solar Package**



**Vac-Bonded Sidewall Construction**



**Polar Shield**



**Back-up Camera System**



**Cellular WiFi Prep**



**Full Privacy Reflective Windows**



**PVC Roof Membrane**



**CUSTOMER SATISFACTION**



[www.ForestRiverBuyLocal.com](http://www.ForestRiverBuyLocal.com)



**PRE-DELIVERY INSPECTION FACILITY**

20,000 square feet of quality assurance. The bare essentials for a premium product. This state-of-the-art facility gives immediate daily feedback to production for quality assurance in every unit built.



**24/7 EMERGENCY  
ROADSIDE ASSISTANCE  
WITH VEHICLE PURCHASE\***

- |                |                 |
|----------------|-----------------|
| TOWING         | WINCH-OUT       |
| JUMP-STARTS    | MOBILE MECHANIC |
| TIRE CHANGES   | TECHNICAL       |
| FLUID DELIVERY | SUPPORT         |
| LOCKOUT        | DEALER LOCATOR  |
| SERVICE        | SERVICES        |



\*VALID FOR 1 YEAR FROM DATE OF PURCHASE

**YOUR SABRE DEALER**

**FREE MEMBERSHIP**  
to Forest River Owners' Group

[www.forestriverfrog.com](http://www.forestriverfrog.com)



**Learn More**

Scan this barcode using a QR Reader on your smart phone to learn more about Forest River.



A Berkshire Hathaway company.

2577 E. KERCHER RD. GOSHEN, IN 46528 [WWW.FORESTRIVERINC.COM/SABRE](http://WWW.FORESTRIVERINC.COM/SABRE) 574.642.3697

All information contained in this brochure is believed to be accurate at the time of publication. However, during the model year, it may be necessary to make revisions and Forest River, Inc., reserves the right to make all such changes without notice, including prices, colors, materials, equipment and specifications as well as the addition of new models and the discontinuance of models shown in this brochure. Therefore, please consult with your Forest River dealer and confirm the existence of any materials, design or specifications that are material to your purchase decision. Litho. U.S.A. FOR 2051 P/W: 2022.12.20

**SPECIFICATION DEFINITIONS**

**GVWR (Gross Vehicle Weight Rating)** - is the maximum permissible weight of the unit when fully loaded. It includes all weights, inclusive of all fluids, cargo, optional equipment and accessories. For safety and product performance do NOT exceed the GVWR. **GAWR (Gross Axle Weight Rating)** - is the maximum permissible weight, including cargo, fluids, optional equipment and accessories that can be safely supported by a combination of all axles. **UVW (Unloaded Vehicle Weight)\*** - is the typical weight of the unit as manufactured at the factory. It includes all weight at the unit's axle(s) and tongue or pin and LP Gas. The UVW does not include cargo, fresh potable water, additional optional equipment or dealer installed accessories. \*Estimated average based on standard build optional equipment. **CCC (Cargo Carrying Capacity)\*\*** - is the amount of weight available for fresh potable water, cargo, additional optional equipment and accessories. CCC is equal to GVWR minus UVW. Available CCC should accommodate fresh potable water (8.3 lbs per gallon). Before filling the fresh water tank, empty the black and gray tanks to provide for more cargo capacity. \*\* Estimated average based on standard build optional equipment

Each Forest River RV is weighed at the manufacturing facility prior to shipping. A label identifying the unloaded vehicle weight of the actual unit and the cargo carrying capacity is applied to every Forest River RV prior to leaving our facilities. The load capacity of your unit is designated by weight, not by volume, so you cannot necessarily use all available space when loading your unit.