

SOLAIRE

BY PALOMINO

TRAVEL TRAILERS



DISCOVER A WHOLE NEW WORLD OF ADVENTURE.

STANDARDS & OPTIONS

BUNK MODELS

NON-BUNK MODEL FLOORPLANS

INTERIOR IMAGES

SOLAIRE FEATURES

Welcome to Solaire.

We build with superior standards.

- Power Awning w/LED Lights
- Dexter Tor-Flex Torsion Axles
- Furrion HDMI DVD/Bluetooth/HDMI Stereo
- Power Tongue Jack
- 13,500 BTU Ducted A/C
- Tub Surround w/Skylight
- Ball Bearing Drawer Guides
- Microwave
- Slam Latch Baggage Doors w/Magnets
- Black Tank Flush
- 11 cu ft 12 Volt Refrigerator - Standard
- Solid Surface Countertops
- Stainless Steel Kitchen Sink with Roll Cover
- Aluminum Wheels
- King Beds in Bedroom Slide Floorplans (304/320)

SOLAIRE
by PALOMINO



Solaire ultra light travel trailers are easy to tow, yet built to last with a sturdy aluminum framed superstructure for long lasting durability.



208 SS DRIFTWOOD INTERIOR
WITH MESA MAPLE CABINETS >



< 320 TSBH INTERIOR WITH MESA MAPLE CABINETS

SOLAIRE FEATURES

OPTIONAL GT3 PACKAGE

The Next-level Luxury package.

OPTIONAL GT3 PACKAGE INCLUDES ALL THE FEATURES FROM THE ULTRA PLUS THE FOLLOWING:

- Day/Night Shades
- Shower slide bar
- Bedspread / Pillow Combo
- Solid Surface Counter Tops Throughout
- Bonded Frameless Windows
- Power Stabilizer Jacks
- Heated Holding Tanks
- Fireplace
- Smart Arm - Awning control
- Full front cap with Line X protection
- WiFi Booster
- 15,000 BTU AC



Solaire ultra light travel trailers equipped with the GT3 package are designed with luxury in mind. This option package elevates an already equipped unit to the next level of luxury.



208 SS KITCHEN >



< 208 SS THEATER SEATS



258 RBSS WITH LAKEFRONT OPTION INTERIOR >



ENTERTAINMENT CENTER



SOLAIRE
by PALOMINO
ULTRA LITE

BUNK MODELS




320 REAR BUNK BEDS
WITH DAY BED



WASHER & DRYER
(AVAILABLE ON 304 & 320 ONLY)



320 TSBH KITCHEN >



INTERNAL
SENSOR

Internal Sensor installed 180°
from the tire valve stem.

INTERIOR IMAGES

SOLAIRE

by PALOMINO

ULTRA LITE



The Ultra Lites are the results of superior design and modernization. Striving to meet all the customer's demand this trailer provides a smooth ride with independent suspension axles, aluminum superstructure frame for light weight towing and barreled ceilings for a more spacious interior.

NON-BUNK MODELS



< 304 RKDS KITCHEN



< 304 RKDS BEDROOM



258 RBSS DRIFTWOOD INTERIOR WITH MESA MAPLE CABINETS >




< 258 RBSS KITCHEN


208 SS



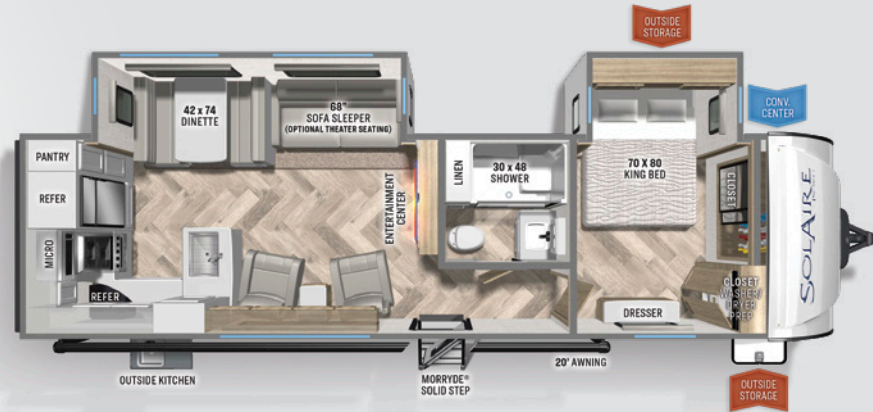
258 RBSS



242 RBS



304 RKDS



304 outside kitchen

SPECIFICATIONS	208 SS	242 RBS	258 RBSS	304 RKDS
HITCH DRY WEIGHT	615	625	765	920
DRY AXLE WEIGHT	4170	5025	5595	6333
TOTAL DRY WEIGHT	4785	5650	6360	7253
GVWR	6315	7265	7765	8920
UNLOADED VEHICLE WEIGHT	4823	5688	6398	7291
INTERIOR HEIGHT	6'8"	6'8"	6'8"	6'8"
EXTERIOR HEIGHT W/ AC	11'1"	11'1"	11'1"	11'1"
EXTERIOR WIDTH	8'	8'	8'	8'
TRAVEL LENGTH	24'2"	27'11"	32'8"	35'2"
OPEN LENGTH	NA	NA	N/A	N/A
FRESH WATER CAPACITY (GAL.)	44	44	44	44
GRAY WATER CAPACITY (GAL.)	38	38	68	106
BLACK WATER CAPACITY (GAL.)	30	38	30	38
CARGO CARRYING CAPACITY (GAL.)	1492	1577	1367	1629

*Washer/Dryer prep standard in 304 / 320

NON-BUNK MODEL FLOORPLANS



SLAM LATCH BAGGAGE DOORS




POWER FRONT JACK



STANDARD
STAINLESS STEEL APPLIANCE PACKAGE
WITH
RESIDENTIAL REFRIGERATOR



STAINLESS STEEL SINK WITH
ROLL COVER



242 / 258 / 304 SHOWER



LINE-X® Protective Coatings




Protective Coatings Built to Go the Distance

LINE-X Benefits:

- Protect your investment with reduced maintenance and repair costs
- Abrasion, impact, and scratch resistance for protection against rock or debris chips
- Rust, corrosion, and chemical protection
- Fade resistance with LINE-X ULTRA UV stable color formula

*AVAILABLE WITH GT3 PACKAGE ONLY

243 BHS



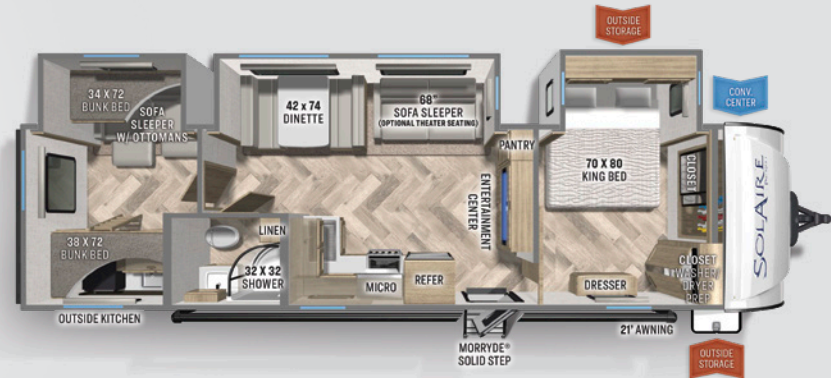
315 DQBH



294 DBHS




320 TSBH



SPECIFICATIONS	243 BHS	294 DBHS	315 DQBH	320 TSBH
HITCH DRY WEIGHT	570	675	838	1085
DRY AXLE WEIGHT	4925	5680	6170	6835
TOTAL DRY WEIGHT	5495	6355	7008	7920
GVWR	7120	7675	8908	9825
UNLOADED VEHICLE WEIGHT	5533	6393	7046	7958
INTERIOR HEIGHT	6'8"	6'8"	6'8"	6'8"
EXTERIOR HEIGHT W/ AC	11'1"	11'1"	11'1"	11'1"
EXTERIOR WIDTH	8'	8'	8'	8'
TRAVEL LENGTH	28'11"	33'6"	36'4"	36'3"
OPEN LENGTH	NA	N/A	N/A	N/A
FRESH WATER CAPACITY (GAL.)	44	44	44	44
GRAY WATER CAPACITY (GAL.)	60	60	106	98
BLACK WATER CAPACITY (GAL.)	30	30	38	30
CARGO CARRYING CAPACITY (GAL.)	1587	1282	1862	1867

*Washer/Dryer prep standard in 304 / 320

PALOMINO PREMIUM BUILD QUALITY



KEY FEATURES

- A** Glued and screwed wood cabinetry
- B** 5/8" tongue and groove plywood glued and screwed to aluminum framing.
- C** Standard under belly to protect trailer components as well as increasing aerodynamics
- D** **DEXTER TORFLEX AXLES:**
 - Independent wheel suspension and self-damping action
 - Rubber cushioning eliminates metal-to-metal contact.
 - Forged torsion arm for maximum strength

Available Options

SOLAIRE ULTRA LITE

- Air conditioner upgrade - 15,000 BTU
- TV (size varies per floorplan)
- 30 lb. LP tanks
- Counter top extension
- Free standing table & chairs
- Power stabilizer jacks
- RVQ bumper mount grill
- Residential refrigerator - 11 cu ft.
- Roller night shades
- 68" theater seating
- Tri-fold sofa upgrade
- 50 AMP Service (Std in 304 / 320)
- Washer/Dryer (304 / 320 only)
- Fireplace
- WiFi booster

LAKE FRONT PACKAGE

- White 2 Tone Cabinets In Bathroom And Kitchen Only
- Updated Bed Spread
- Decorative Pillows

NORTHERN PACKAGE

- Thermo foil barrier (floor and slideout)
- 2-30 LB LP tanks
- Heated Tank Pads

GT3 PACKAGE

- Bedspread / Pillow Combo
- Solid Surface Counter Tops Throughout
- Bonded Frameless Windows
- Power Stabilizer Jacks
- Heated Holding Tanks
- Fireplace
- Smart Arm - Awning control
- Full front cap with Line X protection
- Wifi Booster
- Day/Night Shades
- Shower Slide Bar

SOLAIRE

Dare To Compare Challenge

	SOLAIRE	BRAND X
CONSTRUCTION:		
Aluminum cage laminated construction	✓	
Vacuum bonded lamination: Roof, sidewalls, rear wall slide out box	✓	
Barreled walk on roof – block foam insulation for the most rigid construction available	✓	
Rack and pinion thru-frame flush floor slide out with manual override	✓	
EXTERIOR:		
Fully enclosed underbelly	✓	
Gel coated high gloss white exterior	✓	
Slam latch exterior baggage doors with magnetic door catches	✓	
Dexter TORFLEX Torsion axles – independent suspension, rubber cushioning eliminates metal-to-metal contact	✓	
TV bracket and speakers	✓	
Power awning with LED patio lights	✓	
Powder coated exterior kitchen tops and base – designed for the exterior elements	✓	
Alpha Superflex roofing	✓	
TST tire pressure monitoring system	✓	
INTERIOR:		
11 Cu Ft, 12 Volt Refrigerator	✓	
Glass top flush mount range cover	✓	
LED interior lights	✓	
Solid surface countertops	✓	
Stainless steel kitchen sink with roll cover	✓	
Porcelain foot flush Dometic Toilet	✓	
USB charging station	✓	

CUSTOMER SATISFACTION



www.ForestRiverBuyLocal.com



PRE-DELIVERY INSPECTION FACILITY

20,000 square feet of quality assurance. The bare essentials for a premium product. This state-of-the-art facility gives immediate daily feedback to production for quality assurance in every unit built.

Specification Definitions

GVWR (Gross Vehicle Weight Rating) - is the maximum permissible weight of the unit when fully loaded. It includes all weights, inclusive of all fluids, cargo, optional equipment and accessories. For safety and product performance do NOT exceed the GVWR.

GAWR (Gross Axle Weight Rating) - is the maximum permissible weight, including cargo, fluids, optional equipment and accessories that can be safely supported by a combination of all axles.

UVW (Unloaded Vehicle Weight)* - is the typical weight of the unit as manufactured at the factory. It includes all weight at the unit's axle(s) and tongue or pin and LP Gas. The UVW does not include cargo, fresh potable water, additional optional equipment or dealer installed accessories.

*Estimated average based on standard build optional equipment.

CCC (Cargo Carrying Capacity)** - is the amount of weight available for fresh potable water, cargo, additional optional equipment and accessories. CCC is equal to GVWR minus UVW. Available CCC should accommodate fresh potable water (8.3 lbs per gallon). Before filling the fresh water tank, empty the black and gray tanks to provide for more cargo capacity.

** Estimated average based on standard build optional equipment

Each Forest River RV is weighed at the manufacturing facility prior to shipping. A label identifying the unloaded vehicle weight of the actual unit and the cargo carrying capacity is applied to every Forest River RV prior to leaving our facilities.

The load capacity of your unit is designated by weight, not by volume, so you cannot necessarily use all available space when loading your unit.

Our Warranty

Palomino will stand behind our products 100%. For complete details on our warranty program, please see your Palomino dealer.

- 1 2-year fiberglass warranty
- 2 10-year axle warranty
- 3 Lifetime Alpha Super Flex roof warranty
- 4 2-3 year warranty on appliances (See manual for details)
- 5 1 year bumper to bumper warranty



Learn More
Scan this barcode using a QR Reader on your smart phone to learn more about Forest River.



A Berkshire Hathaway company.

PALOMINO

1047 East M-86 | Colon, MI 49040
P: 269.432.3271 | F: 269.432.2516
www.palominoRV.com

YOUR SOLAIRE DEALER

24/7 EMERGENCY ROADSIDE ASSISTANCE WITH VEHICLE PURCHASE*

TOWING
JUMP-STARTS
TIRE CHANGES
FLUID DELIVERY
LOCKOUT
SERVICE

WINCH-OUT
MOBILE MECHANIC
TECHNICAL
SUPPORT
DEALER LOCATOR
SERVICES



*VALID FOR 1 YEAR FROM DATE OF PURCHASE

All information contained in this brochure is believed to be accurate at the time of publication. However, during the model year, it may be necessary to make revisions and Forest River, Inc., reserves the right to make all such changes without notice, including prices, colors, materials, equipment and specifications as well as the addition of new models and the discontinuance of models shown in this brochure. Therefore, please consult with your Forest River, Inc., dealer and confirm the existence of any materials, design or specifications that are material to your purchase decision. Litho. U.S.A. FOR 1913 P/W: 2022.01.25