

INFLUENCE™

2026 MODEL YEAR



GRAND DESIGN
RECREATIONAL VEHICLES



Because of our commitment to continuous product improvement, Grand Design Recreational Vehicles reserves the right to change components, standards, options, specifications, and materials without notice and at any time. Photos may show optional equipment which may not be included in the standard purchase price of the featured unit. Be sure to review current product details with your local dealer before purchasing.

INFLUENCE™

Influence by Grand Design brings a fresh, playful perspective to fifth wheel living—delivering innovation with heart, comfort with personality, and design that's as approachable as it is elevated. It's made for those who love the journey as much as the destination, who want the flexibility of an RV lifestyle without giving up the feeling of home.

With thoughtfully designed floorplans, smart features, and warm, inviting interiors, Influence turns every trip into a comfortable escape. It's stylish without being stuffy, advanced without being overcomplicated, and welcoming from the moment you step inside. Whether you're weekend warriors or full-time explorers, Influence is your place to unwind, recharge, connect, and create lasting memories.

TOP FEATURES



Worry-Free Roof

Stand strong against unexpected surprises like hail, branches, and water



MORryde Independent Suspension

Glide easily over uneven and rough roads



Omni Connect

Prepped to connect so you can control the internet connection that best fits your family



Brass Plumbing Fittings

Long-lasting plumbing performance



Hair Tool Accessory Drawer

Maximize space, keep styling essentials organized



Electronics Docking Drawer

Keep your devices organized, charged and easily accessible



Smart Sink

*Includes colander, cutting board, soap dispenser, cup rinser, waterfall and 3 spray modes
Revolutionize your cooking experience*



17.5\" H-Rated Tires

Experience a smoother ride



Sunken Shower

A shower that accommodates all heights



Pet Friendly

Enjoyable travel for both you and your furry companions



Hardwood Drawer Boxes with Undermount Soft-Close Drawer Glides

Smooth, quiet operation and lasting durability

PROUD PARTNERS



STEALTH A/C
Run three 15K A/C units simultaneously up to twice as quietly (3rd A/C N/A on 2903RL)



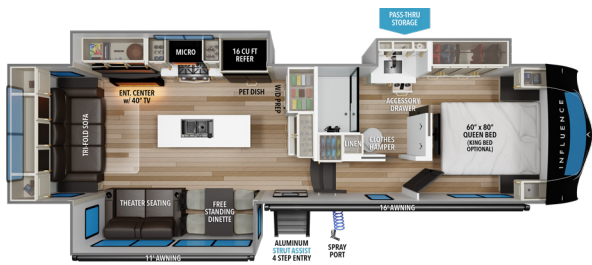
PREMIUM SOUND SYSTEM
Crystal-clear audio and powerful bass



INDEPENDENT SUSPENSION
Haul safer and smarter



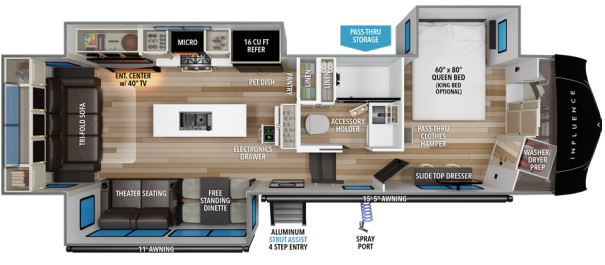
TIRE PRESSURE MONITOR SENSORS
Haul safer and smarter



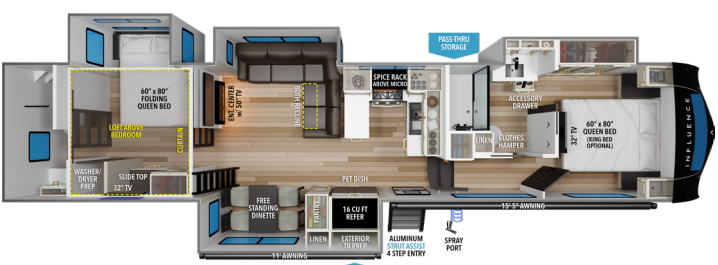
2903RL UVW¹ **12,100** HITCH¹ **2,400** GVWR **18,000** LENGTH² **34' 5"** HEIGHT³ **13' 5"** CAPACITY **83 106 53**



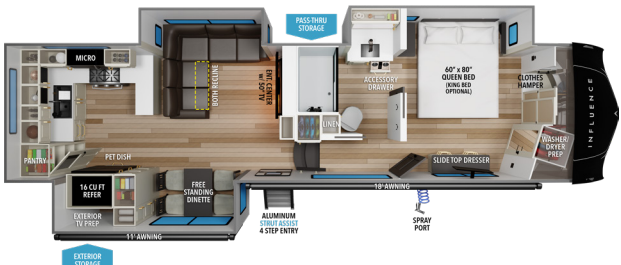
3503GK UVW¹ **13,500** HITCH¹ **2,670** GVWR **18,000** LENGTH² **38' 3"** HEIGHT³ **13' 5"** CAPACITY **83 106 53**



3003RL UVW¹ **12,500** HITCH¹ **2,500** GVWR **18,000** LENGTH² **34' 11"** HEIGHT³ **13' 5"** CAPACITY **83 106 53**



3804DS UVW¹ **14,800** HITCH¹ **3,000** GVWR **19,000** LENGTH² **42' 6"** HEIGHT³ **13' 5"** CAPACITY **83 106 106**



3203GK UVW¹ **12,712** HITCH¹ **2,500** GVWR **18,000** LENGTH² **35' 11"** HEIGHT³ **13' 5"** CAPACITY **83 106 53**



3904BH UVW¹ **16,000** HITCH¹ **2,700** GVWR **19,000** LENGTH² **42' 8"** HEIGHT³ **13' 5"** CAPACITY **83 106 106**



FOR MORE INFORMATION
SCAN THE QR CODE USING YOUR
MOBILE PHONE CAMERA APP



¹ Based on average weight of the standard build. ² Hitch to rear ³ Listed height does not include 2nd AC.

Because of our commitment to continuous product improvement, Grand Design Recreational Vehicles reserves the right to change components, standards, options, specifications, and materials without notice and at any time. Photos may show optional equipment which may not be included in the standard purchase price of the featured unit. Be sure to review current product details with your local dealer before purchasing.



INFLUENCE™



FEATURES
WORRY-FREE COMPOSITE ROOF
OMNICONNECT
MORRYDE INDEPENDENT SUSPENSION
WIDEBODY 101" SUPER CHASSIS
ONE-TOUCH AUTO-LEVEL
17.5" H-RATED TIRES
BANDED TIRE PRESSURE MONITORING SYSTEM
AUTOMOTIVE WINDOWS
330W SOLAR PANEL, 50AMP CONTROLLER & INVERTER PREP
TITAN SEAL – MYLAR TAPE & PVC DIECUT SEALS
12V HEAT TANK PADS
2" RECEIVER HITCH UPGRADE (300LB ACCESSORY / 3,000LB TOW)
MORRYDE STRUT ASSISTED ENTRY STEPS
24" OVEN W/ 3-BURNER COOKTOP
16 CU. FT. REFRIGERATOR
ADJUSTABLE PANTRY SHELVES
RESIDENTIAL SOFT CLOSE DOORS & DRAWERS
INTEGRATED ELECTRONIC & HAIR ACCESSORY DRAWERS
BUILT-IN CLOTHES HAMPER
60K BTU TANKLESS WATER HEATER
PET FRIENDLY FEATURES (DOG BOWLS, SCREEN DEFENDER, LEASH CONNECTOR)
SMART SINK – CUTTING BOARDS, SOAP DISPENSER, CUP RINSE, WATERFALL, 3 SPRAY MODES
EVENFLOW HEATING SYSTEM – NO HEAT DUCTS IN FLOOR
ROCKFORD FOSGATE STEREO SYSTEM
100% PDI, 300+ POINT INSPECTION
WARRANTY – 1 YEAR BASE, 3 YEAR STRUCTURAL, 5 YEAR FRAME, ALL TRANSFERABLE

GRAND DESIGN™

RECREATIONAL VEHICLES

You'll find that your experience with GDRV is different.

With quality at the foundation of everything we do, we do more. We pay attention to detail, we focus more on our customers, we perform more rigorous inspections, we have better coverage with our warranties and we hire more experienced craftsmen.

When it comes down to it, we do more of what matters so that you can have the experience of a lifetime, every time.

Go beyond just camping. Have an adventure. Take that trip of a lifetime. We'll be there with you every step of the way.

MORE OF WHAT MATTERS



QUALITY

Quality checkpoints during manufacturing

Final finish inspection

Pre-Delivery Inspection (PDI) area where all coaches are put through a rigorous 300+ point inspection checklist before shipping to a dealer

SERVICE

State of the art service center

A Service Response Team (SRT) in the field

Expansive dealer network

The best warranty coverage in the industry



COMMUNITY

38 Rallies a year across the US and Canada. Each rally has opportunities to volunteer in the community, learn at seminars, have work done on your coach and have fun with the GDRV family!

**TO SCHEDULE A FACTORY
TOUR VISIT OUR WEBSITE!**

www.GrandDesignRV.com