

# VOLTAGE



NOT ALL TOY HAULERS ARE CREATED EQUAL

# FIRST IN CLASS

## THE VOLTAGE

**There's a reason Voltage is the most popular toy hauler in its class.** Its designers held nothing back when it came to feature-rich amenities and ample amounts of storage. Tall ceilings, a spacious executive bedroom and a gourmet kitchen with quartz countertops set Voltage apart from all the others. It's truly, First In Class.



### FINGERTIP CONTROL

Quiet, cool air conditioning with three zones, individually controlled, allows you to enjoy pleasant temperatures wherever you are.



### SOUND EVERYWHERE

Four zones of entertainment include 4 LED TVs with sat/cable prep, garage and exterior entertainment, plus a sound bar with subwoofer for your living space.



### THE DAILY MASSAGE

With controls at your side, let the rigors of the day be worked out in your calming, heated massage furniture.





The image shows the interior of a modern RV. In the foreground, a large, dark brown leather sectional sofa is positioned, featuring a patterned throw pillow and a tablet resting on it. A colorful, fringed blanket is draped over the right side of the sofa. To the left, the kitchen area is visible, equipped with dark wood cabinetry, a stainless steel sink, a microwave, and a refrigerator. The ceiling is fitted with recessed lighting and two pendant lights hang over the kitchen. Large windows on the right side of the RV offer a view of a desert landscape with red rock formations and greenery. The overall atmosphere is warm and luxurious.

## LIVING THE DREAM

Don't settle for less. Polished stainless steel appliances not only add sleek style to your kitchen, but they also offer residential-sized storage space for the chef needing unlimited ingredient options.

- 12 or 18 cubic foot stainless steel refrigerator w/pantry
- Full-sized convection microwave with rotating tray
- Full-sized 21" stainless steel oven
- Hardwood cabinetry
- 3-Burner ranges with upgraded burner
- Quartz counter tops
- 3rd A/C power management throughout
- Washer/dryer connections





## RAMP SYSTEM VERSATILITY

With the Voltage's versatile ramp system, you can transform the garage area into a sleeping area or even a cozy patio, complete with entry steps and a rear awning.





## SLEEP SOUNDLY

Your memory foam mattress molds to the contours of your body, relieving pressure during sleep for complete comfort.

Voltage 3970 | Hazel

Voltage 3970 | Hazel

## PACK TO THE MAX

With Voltage, you're never short on storage. Spacious closets, drawers, and cabinets allow you to take it all on the road.

Voltage 3970 | Hazel

## BATHROOM LUXURY

A recessed shower tub, generous countertop space, and a vessel bowl sink offer you the convenience you need after a long day of play.

## EASY-TO-LOAD

Voltage owners love our cavernous cargo areas with pass-through storage capability.

## PAINT PACKAGES

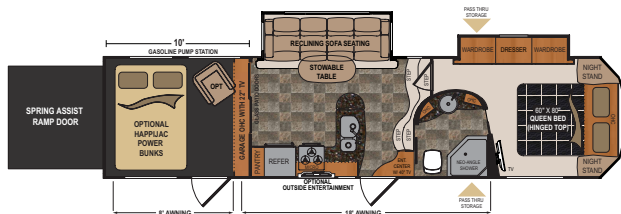
With Voltage's numerous exterior paint options, you can choose the perfect look to match your taste or your truck. For more details, visit [dutchmen.com/voltage/paint-packages](http://dutchmen.com/voltage/paint-packages) or contact your local dealership.

### INTERIOR DÉCOR CHOICES

Hazel

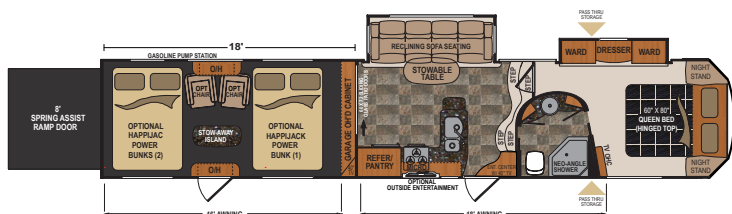
Raven

Mocha



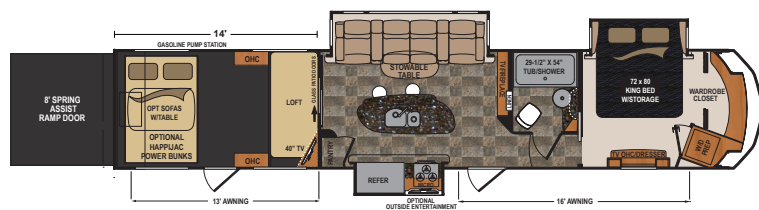
### VOLTAGE FIFTH WHEEL | 3200

Ext. Length: 35' 11" Ext. Height: 13' 1" Average Shipping Weight: 13,140 Sleeps: 7



### VOLTAGE FIFTH WHEEL | 3818

Ext. Length: 43' 10" Ext. Height: 13' 4" Average Shipping Weight: 15,375 Sleeps: 8



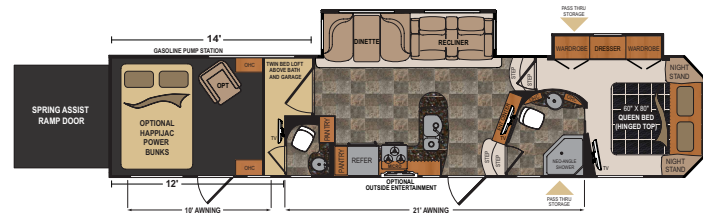
### VOLTAGE FIFTH WHEEL | 3914

Ext. Length: 43' 10" Ext. Height: 13' 4" Average Shipping Weight: 16,100 Sleeps: 7



### VOLTAGE FIFTH WHEEL | 3970

Ext. Length: 43' 10" Ext. Height: 13' 4" Average Shipping Weight: 16,171 Sleeps: 7



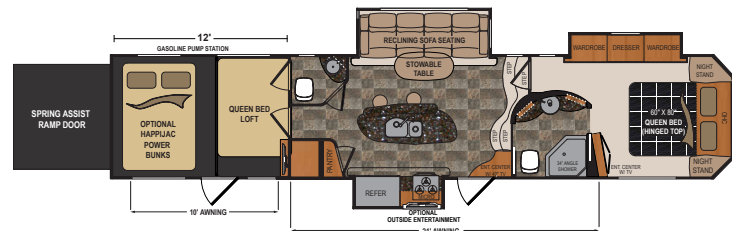
### VOLTAGE FIFTH WHEEL | 3800

Ext. Length: 42' 11" Ext. Height: 13' 3" Average Shipping Weight: 15,297 Sleeps: 7



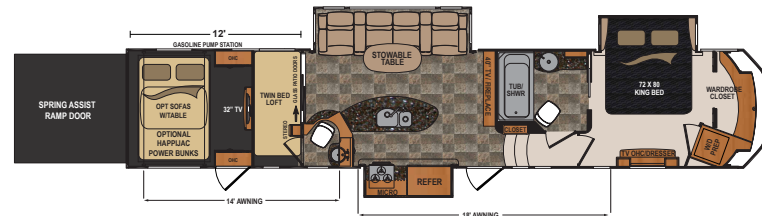
### VOLTAGE FIFTH WHEEL | 3895

Ext. Length: 42' 11" Ext. Height: 13' 3" Average Shipping Weight: 15,880 Sleeps: 7



### VOLTAGE FIFTH WHEEL | 3950

Ext. Length: 42' 5" Ext. Height: 13' 4" Average Shipping Weight: 15,874 Sleeps: 8



### VOLTAGE FIFTH WHEEL | 3990

Ext. Length: 43' 9" Ext. Height: 13' 4" Average Shipping Weight: 16,257 Sleeps: 7

**DISCLAIMER:** Product information is as accurate as possible as of the date of publication of this brochure. All features, floor plans, and specifications in this brochure are subject to change without notice. Please also consult Dutchmen's website at [www.Dutchmen.com](http://www.Dutchmen.com) for more current product information and specifications. Tow Vehicle Disclaimer. **CAUTION:** Owners of Dutchmen recreational vehicles are solely responsible for the selection and proper use of tow vehicles. All customers should consult with a motor vehicle manufacturer or their dealer concerning the purchase and use of suitable tow vehicles for Dutchmen products. Dutchmen disclaims any liability or damages suffered as a result of the selection, operation, use or misuse of a tow vehicle. DUTCHMEN'S LIMITED WARRANTY DOES NOT COVER DAMAGE TO THE RECREATIONAL VEHICLE OR THE TOW VEHICLE AS A RESULT OF THE SELECTION, OPERATION, USE OR MISUSE OF THE TOW VEHICLE. REFERENCE DUTCHMEN MANUFACTURING OWNERS MANUAL FOR LIMITED WARRANTY DETAILS.



VOLTAGE STANDARDS AND OPTIONS

<b>MANDATORY FEATURES</b>	<u>Residential Memory Foam Mattress</u>	<u>Collapsible Exterior Ladder</u>	<u>Double Sliding Glass Patio Door (Select Models)</u>	<u>Garage Power Fan w/Rain Sensor &amp; Thermostat</u>
<u>12 Cubic Foot Four Door Refrigerator (3200, 3800, 3818)</u>	<u>Upgraded Slam Latch Baggage Doors</u>	<u>Detachable Roof Ladder</u>	<u>Full Size 30" Entry Door w/Screen &amp; Gas Strut</u>	<u>Ramp Door Patio w/ Entry Steps and Awning</u>
<u>12V Tank Heater w/ Interior Switches</u>	<b>LUXURY INTERIOR PACKAGE</b>	<u>Digital TV Antenna w/Booster</u>	<u>Indoor/Outdoor Speaker On/Off Switch</u>	<u>Removable, Edged Cargo Carpet</u>
<u>18 Cubic Foot Four Door Refrigerator (3895, 3914, 3950, 3970, 3990)</u>	<u>40" - 46" LED Main TV</u>	<u>Dual Gas Tanks (40 &amp; 30 Gallon)</u>	<u>Insulated Heat &amp; A/C Ducts</u>	<u>Three Season Patio Door IPO Screen Wall</u>
<u>2nd A/C - Bedroom Ducted 15k BTU w/ Thermostat Sensor</u>	<u>Articulating TV Bracket in Main Living Area</u>	<u>Exterior Convenience Center w/Hidden Water Connections</u>	<u>LED-TV</u>	<u>Voltage HappiJac Electric Bed &amp; Roll Over Sofa System w/Table</u>
<u>2nd Awning Over Garage Entrance Door</u>	<u>Atwood 3 Burner Range &amp; Range Cover</u>	<u>Generator Prep w/Hour Meter and Interior Start/Stop Switch</u>	<u>Metal Ram Air Vents (2)</u>	<u>Voltage Logo Deck Chairs (2 per box)</u>
<u>6-Point Hydraulic Auto-Leveling System</u>	<u>Atwood 10 Gal DSI Water Heater w/19.7 GPH Recovery</u>	<u>Ground Effects Light Package</u>	<u>Privacy Curtain w/Tieback (Select Models)</u>	<b>CUSTOM FIVE COLOR FULL BODY PAINT OPTIONS</b>
<u>Central Vacuum w/ Tools &amp; Dust Pan</u>	<u>Day/Night Shades in Main Living Area</u>	<u>Large Electric Awning</u>	<u>Touch Screen Stereo</u>	<u>Gel Coat Glass Upgrade</u>
<u>Equa Flex Suspension</u>	<u>LED Puck Lighting</u>	<u>Pump Station Timer Switch</u>	<u>Tuff Ply Gas &amp; Oil Resistant Flooring</u>	<u>Black and Blue Paint</u>
<u>Exterior Entertainment Center - LED TV in Locking Cabinet</u>	<u>Linc Remote</u>	<u>Spare Tire w/Carrier</u>	<u>Upgraded Wood Entrance Door w/ Glass Insert (Select Models)</u>	<u>Black and Green Paint</u>
<u>NitroFill - Nitrogen Filled Tires</u>	<u>Made in America MCD Blinds</u>	<u>Tinted Safety Glass Frameless Windows</u>	<u>Wall-To-Wall Dovetail Storage</u>	<u>Black and Red Paint</u>
<u>Pin Box - TrailAir Tri-Glide 21k</u>	<u>One Piece Fiberglass Shower w/Seat</u>	<u>Updated Bathroom Countertops</u>	<u>Washer/Dryer Prep</u>	<u>Black and Burgundy Paint</u>
<u>Residential Convection Microwave Oven</u>	<u>Pendant Lighting</u>	<u>Upgraded Graphics</u>	<b>GENERAL OPTIONS</b>	<u>Black and Orange Paint</u>
<b>EPIC SERIES PACKAGE</b>	<u>Residential Duvet Covers</u>	<u>Upgraded Residential Faucet</u>	<u>Generator Ready (Generator Prep)</u>	<u>Black and Yellow Paint</u>
<u>2nd 40 Gallon Fuel Tank</u>	<u>Sat Prep in Every TV Location</u>	<u>Upgraded Residential Furniture with Heated and Massaging Seats</u>	<u>Onan 5.5 kw Gas Generator</u>	<u>Earth Tone and Burgundy Paint</u>
<u>Frameless Windows</u>	<u>Sound Bar w/Subwoofer</u>	<u>Water Heater By-Pass</u>	<b>OPTIONS</b>	<u>Earth Tone and Burnt Orange</u>
<u>Galley Power Fan w/Rain Sensor</u>	<b>EXTERIOR PACKAGE</b>	<b>GARAGE PACKAGE</b>	<u>3rd A/C - Garage 13.5k BTU w/Load Management System</u>	<b>CODES &amp; SEALS</b>
<u>Hardwood Cabinet Stiles</u>	<u>1" Thick Metal Slam Latch Baggage Doors</u>	<u>2 Indoor &amp; Outdoor Speakers</u>	<u>Voltage Chair</u>	<u>CSA Construction and Seal</u>
<u>Partial Paint Front Cap</u>	<u>16" Aluminum Wheels</u>	<u>2,500 LB Tiedowns</u>	<u>2nd Voltage Chair</u>	<u>RVIA Seal</u>
<u>Quad Entry Steps</u>	<u>50 AMP Service</u>	<u>22" Diamond Plate</u>	<u>Bathroom Power Fan w/Rain Sensor &amp; Thermostat</u>	<u>State Seal (where applicable)</u>
<u>Quartz Countertops</u>	<u>7,000 LB Axles w/Ultra Lube</u>	<u>5' Safety Glass Patio Door w/Screen (Select Models)</u>	<u>Dual Pane Safety Glass Windows</u>	<u>Winterization (Oct - April)</u>
<u>Residential Furniture w/LED Lighting and Heated Seats</u>	<u>7,040 LB Load Range E-Rated HD Tires</u>			

VOLTAGE SPECIFICATIONS

DIMENSIONS				WEIGHTS (LBS.)			TANKS (GALS.)		
FLOORPLAN	*EXTERIOR TRAVEL LENGTH	EXTERIOR WIDTH	EXTERIOR HEIGHT (WITH A/C)	**AVERAGE SHIPPING WEIGHT	DRY HITCH WEIGHT	CARGO CARRYING CAPACITY	***FRESH WATER CAPACITY	GREY WATER CAPACITY	BLACK WATER CAPACITY
3200	35' 11"	100"	13' 1"	13,140	2,628	3,360	160	75	45
3800	42'	100"	13' 3"	15,297	3,517	3,703	160	90	90
3818	43' 10"	100"	13' 4"	15,375	3,506	4,625	160	75	45
3895	42' 11"	100"	13' 3"	15,880	3,493	4,120	160	107	90
3914	43' 10"	100"	13' 4"	16,100	3,576	3,900	160	107	45
3950	42' 5"	100"	13' 4"	15,874	3,334	4,126	160	107	90
3970	43' 10"	100"	13' 4"	16,171	3,530	3,829	160	90	45
3990	43' 9"	100"	13' 4"	16,257	3,414	3,743	160	90	90

\*Length is defined as the distance from the centerline of hitch pin/coupler to rear bumper of trailer. \*\*Our weights represent how most units are built, inclusive of many commonly-ordered options. \*\*\*Fresh water capacity includes water heater capacity.

# FIRST IN CLASS



## **Dutchmen—A North American Campground Classic.**

Few manufacturers have built RVs for 25+ years, and only one has set the standard for innovation AND value. Dutchmen **IS** “A North American Campground Classic.”



## *Dutchmen*

# MORE STANDARD FEATURES MORE VALUE

Dutchmen RVs turn more heads on the lot and in the campground than any other. Why? While other manufacturers offer features as options, Dutchmen tends to make those same features standard. Call it “bang for the buck”, “more for your money”, or simply “more value”. **We’ve built a reputation for bringing RV owners more standard features for less money** over the years ... and it’s a reputation we plan to keep.

PO BOX 2000 • 2164 Caragana Court • Goshen, Indiana 46527 • Sales: 574.537.0600 • [www.dutchmen.com](http://www.dutchmen.com)

VOL-HP0215-45k

# 3000

**STRONG**

**NATION WIDE DEALER NETWORK**

300 Dutchmen dealers across North America and the Industry Leading Service Center in Goshen, Indiana, combine for your peace of mind before, during, and after the sale. Rest assured that no matter where your travels take you, **the best-resourced RV manufacturing company in the world is behind you all the way.**

Scan this QR Code for a  
**360 view**  
of the Voltage interior.



**[www.dutchmen.com](http://www.dutchmen.com)**

Visit us online to see all of the Dutchmen brands, innovative models and spacious floor plans.

**From giving advice to servicing products, we consider our loyal dealers the best resource for learning about Dutchmen products.**

Your local dealer

