


FREEDOM TRAVELER™



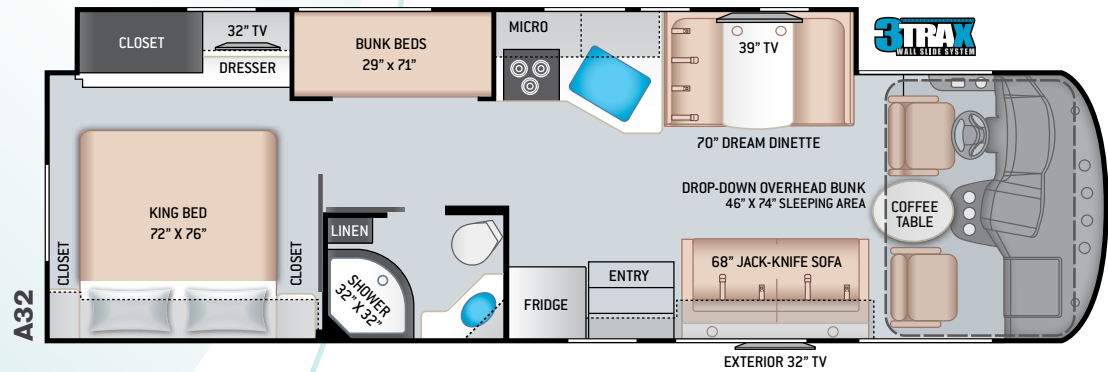
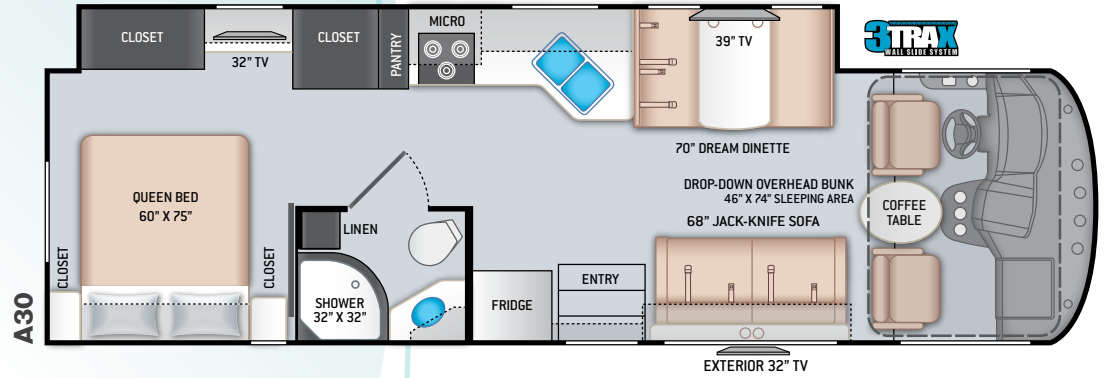
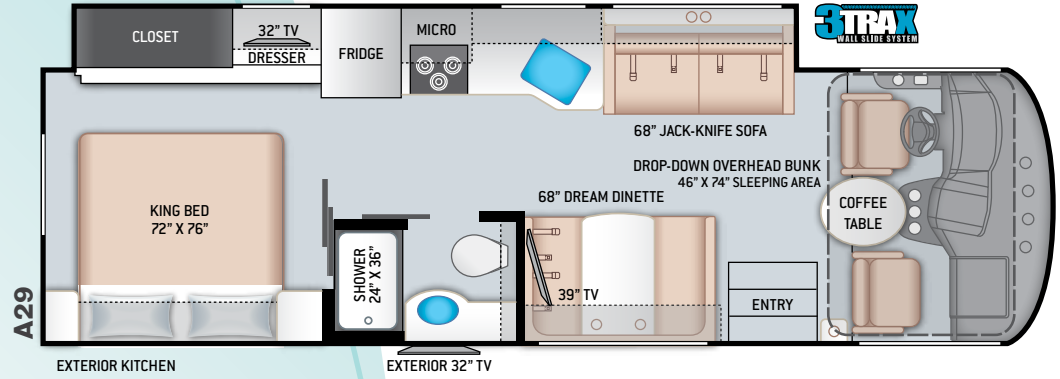
STANDARD GRAPHICS



CAROLINA CHERRY



FLOORING



Featured Highlights

CONSTRUCTION & EXTERIOR

- Ford® F-53 Chassis - 7.3L Triton® V8 Engine, 350HP, 468 lb.-ft. Torque - TorqShift® 6-Speed Automatic Transmission with Overdrive
- One-Piece Fiberglass Front Cap
- One-Piece Windshield
- Premium One-Piece Roof
- HD-MAX® Exterior with Graphics Package
- MEGA-Storage™ Compartment (A30)
- Rotocast Storage Compartments
- Basement Pass-Through Storage
- Side-Hinged Flush Mount Radius Compartment Doors
- Automatic Leveling Jacks with Touchpad Controls
- Power Patio Awning with Integrated LED Lighting
- Slideout Room Topper Awnings
- 3TRAX® Wall Slide System
- Pet-Link™ Multi-Purpose Tie-Down
- Electric Entry Step
- Roof Ladder
- Frameless Windows
- 8,000-lb. Trailer Hitch with 7-pin Round Connector

AUTOMOTIVE & COCKPIT

- 10" Touchscreen Dash Radio with Bluetooth®, Android Auto®, Apple CarPlay™ & SiriusXM® Ready
- Steering Wheel Audio Control

- Back-Up Monitor
- Heated/Remote Exterior Mirrors with Integrated Side View Cameras
- Cruise Control
- Tilt Steering Wheel
- Tilt and Telescoping Steering Wheel
- Automatic Headlights
- Dash Fans
- Reclining/Swivel Leatherette Captain's Chairs with Stow-Away Coffee Table
- Emergency Engine Start Switch
- Power Privacy Shade & Sunvisor on Windshield
- Privacy Curtain on Side Windows
- Dash Workstation with 110-volt & 12-volt Outlets
- 19.5" Tires with Stainless Steel Wheel Liners
- Valve Stem Extenders on Rear Wheels
- Power Drop-Down Hide-Away Overhead Bunk with Cotton Cloud™ Mattress & Bunk Ladder

INTERIOR

- Rubber Tread Entry Steps with Lighted Step Well & Utility Storage
- Residential Vinyl Flooring
- 84" Interior Ceiling Height
- LED Lighting
- Ceiling Ducted Air Conditioning System
- Carolina Cherry Flat Panel Cabinet Doors with Black Nickel Finish Hardware

- Full Extension Ball-Bearing Metal Drawer Guides
- Pressed Laminate Countertops
- Dinette Storage Drawers
- Leatherette Dream Dinette® Booth with Cup Holders
- Dinette Storage Drawers (A30 & A32)
- Leatherette Sofa Bed
- Lamberquin Window Treatments
- Window Privacy Shades

KITCHEN

- Double Door Refrigerator
- 3-Burner Gas Cooktop/Oven with Bi-Fold Cover
- Microwave Oven
- Decorative Backsplash
- Stainless Steel Double Bowl Sink with Single Handle Faucet & Pull-Down Sprayer
- Pantry (A30)
- 12-volt Attic Fan with Cover

BEDROOM & BATHROOM

- Queen Size Bed (A30)
- King Size Bed (A29 & A32)
- Designer Headboard, Bedspread & Pillow Shams
- Linen Closet
- Foot Flush Porcelain Toilet
- Stainless Steel Bathroom Sink
- Shower with Anti-Bacterial Curtain (A29)
- Shower with Glass Door (A30 & A32)

ENTERTAINMENT

- 39" TV in Living Area
- 32" TV in Bedroom
- Exterior 32" TV on Swivel Bracket with Bluetooth® Built-in Sound Bar & Radio
- TV Prep in Bunk Beds (A32)
- Tablet Holder and USB Charge Ports in Bunk Beds (A32)
- Cable TV Ready
- Digital TV Antenna
- Satellite Mounting Backer in Roof
- USB Charging Ports - Bedroom & Living Area
- Winegard® Connect™ 2.0 WiFi / 4G / TV Antenna
- Exterior Kitchen with 2.6 cu. ft. Refrigerator, Sink & 1,000-watt Inverter (A29)

ELECTRICAL & PLUMBING

- Onan® RV QG 4000 Gas Generator
- 50-amp Detachable Shoreline Power Cord
- Automatic Transfer Switch with Power Protection
- Automatic Generator Start (AGS)
- Dual Roof Air Conditioners
- Second Auxiliary House Battery
- Battery Disconnect Switch
- Water Heater
- 1" Fresh Water Tank Drain
- Water Heater Bypass System
- Enclosed & Heated Holding Tanks (A30 & A32)

- Enclosed Holding Tanks with Heat Pads (A29)
- 360° Siphon® RV Holding Tank Vent Cap
- Black Tank Flush System
- Outside Shower
- Exterior LP Connection
- Systems Control Center

For a complete listing of available features, visit freedom-motorhomes.com

	A29	A30	A32
Chassis	Ford	Ford	Ford
Gross Vehicle (GVWR)	18,000	18,000	18,000
Gross Combined (GCWR)	23,000	23,000	23,000
Wheel Base	190"	208"	208"
Exterior Length (w/o ladder)	30'-11"	31'-10"	33'-4"
Exterior Height (w/AC)	12'-2"	12'-2"	12'-2"
Exterior Width (w/o mirrors)	99"	99"	99"
Interior Height (living area)	84"	84"	84"
Awning Size	19'	18'	19'
Fuel (gal)	80	80	80
LPG (lbs)	88	88	88
Fresh/Waste/Gray Water (gal)	50 / 40 / 40	50 / 40 / 33	50 / 40 / 40
Furnace (BTUs)	35,000	35,000	35,000
Exterior Storage Capacity (cu. ft.)	64	97	109
Hitch Weight Rating (lbs)	8,000	8,000	8,000



IMPORTANT—PLEASE READ: This brochure reflects product design, fabrication, material, components and specifications at the date of printing, which date is disclosed below. Please visit us online at ThorMotorCoach.com or consult with your selling dealership for the latest in standards, options, specification and technical information. Photographs in the brochure may depict optional equipment or may only be available in certain floor plans. Components, appliances and the chassis may have been manufactured in a calendar year before the vehicle's designated model year. All capacities are approximate. The actual length of the vehicle may differ from that indicated in the brochure due to variances in the manufacturing processes and/or installed components. All dry weights are based on standard model features and do not include optional features or equipment. Component part and appliance manufacturers issue limited warranties covering portions of the vehicle not covered under the limited warranty we issue. Copyright Thor Motor Coach, Inc. © MY 04/30/2021

freedom-motorhomes.com