

CONCORD

by Coachmen


Coachmen[®]
Recreational Vehicles
50th ANNIVERSARY
A division of Forest River, Inc.



BEST IN CLASS STYLING, AMENITY AND HANDLING.

MOTORHOMES

CONCORD
by Coachmen

300DS - shown with Elantra interior



DESIGNED WITH STYLE

- Hardwood cabinet door and drawer fronts
- Molded, solid surface fiberglass countertops
- Large double door refrigerator with hardwood inserts
- Deep single bowl and double bowl sinks
- High quality furniture and fabrics
- Congoleum® Designer Carefree Flooring

CONCORD MOTORHOMES

The Concord provides a luxurious and convenient solution to both traveling and RVing. This smart travel-minded motorhome is equipped and built with an attitude of providing the **best** in form, fit and function. Outside, Concord boasts color-infused fiberglass curved sidewalls with sleek, stylish molded front and rear fiberglass caps giving it a distinctive high-end look with an aerodynamic, easy-to-drive profile. Inside, there's an emphasis on clean lines, luxurious appointments and comfort. Driving a Concord says you want the **best** in styling, amenity and handling. Coachmen celebrates 50 years of providing generations a product they can rely on ... being one of the top selling brands in the nation.

BEST IN CLASS STYLING, AMENITY AND HANDLING.



A

300DS shown



B

300DS shown



C

300DS shown



D

300DS shown

- A** Front entertainment center with LCD TV and DVD player • Integrated back-up monitor • Swivel pilot and passenger seats (optional)
- B** 60" wide queen bed with optional upgraded Serta mattress • Large wardrobes and closets • Panoramic rear window • Pleated night shades • TV prep • Even Cool ceiling ducted A/C
- C** Seating areas convert into sleeping areas • Large windows • Wrap around dinette • Seat belts at every occupancy seat with child safety tether • Thermofoil dinette tops
- D** Glass shower door • Upgraded shower head • Stainless steel sink • Porcelain foot flush toilet



CONVENIENT AMENITIES

- Convection/twice bake oven
- LED interior lights
- Molded solid surface countertop
- Cab and bedroom power vents
- 3-burner gas range with sealed burners and 16" oven

300DS - shown with Elantra interior

CONCORD EXTERIOR ADVANTAGES



Coachmen's Even Cool™ air conditioning system is ducted through the crowned, vacuum-bonded roof. The system uses AMOCO insulated ductwork with radiused corners to provide maximum cooling efficiency.

TPO roof membrane – lightweight, durable and easy to maintain.



Molded fiberglass front and rear caps add a sleek automotive touch.



Privacy windshield cover (optional).

2" thick aluminum cage construction, color-infused, hi-gloss fiberglass sidewalls. (standard)

Slide room awnings (where applicable) to protect your slide room from debris.



LED Clearance, marker and tail lights



Firestone Ride Rite air assist suspension

Stainless steel wheel inserts

Fiberglass running boards & fender skirts



Azdel SuperLite™ sidewall substrate – lightweight, durable and moisture resistant.



Concord's one-touch power awning features adjustable arms for ease of use.



Standard ONAN 4.0kw gas generator gives you 110v power when shoreline power is not available.



Exterior Entertainment Center w/LCD TV/Stereo/DVD and Speakers. (optional)



Integrated entry step with 80" entry door and auxiliary battery box.



Outside shower with black tank rinse (non-action side of coach).

FEATURES

WARRANTY

- Motorhome – 12 Month/ 12,000 mile limited warranty
- Ford Chassis – 36 month/ 36,000 mile bumper-to-bumper warranty
- Ford Powertrain – 60 month/ 60,000 mile warranty
- Chevy Chassis – 36 month/ 36,000 mile bumper-to-bumper warranty
- Chevy Powertrain – 60 month/ 100,000 mile warranty
- Travel Easy Roadside Assistance

AUTOMOTIVE/EXTERIOR/CONSTRUCTION

- Color-infused High Gloss Exterior Fiberglass Sidewalls
- Azdel SuperLite Composite Substrate in Sidewall
- Color-infused Molded Fiberglass Running Boards & Fender Skirts
- Painted Gel Fiberglass Rear Cap
- Painted Molded Fiberglass Front Cap
- 55/57-gallon Fuel Tank
- Driver & Passenger Air Bags
- Deluxe Chassis Package
- Cruise Control
- Tilt Steering Wheel
- Dash Air Conditioning
- Power Windows & Locks
- Heated Exterior Mirror w/Remote
- 5,000 lb. Towing Hitch w/7-way Plug
- Laminated Steel Framed Floor
- Vacuum-Bond Laminated 1½" Aluminum-framed Curved Sidewalls
- Vacuum-Bond Laminated Crowned Aluminum-framed Roof w/TPO Membrane
- Integrated Steel Entry Step Box w/Built-in Easy Access Battery Compartment
- Radius Trunk Doors w/Slam Latches
- 80" Radius-curved Entrance Door w/Window & Deadbolt Lock
- Standard Graphics Package
- Roto-Cast Rear Warehouse Storage Compartment
- Plasti-Cote Metal Side Trunk Boxes
- Stainless Steel Wheel Inserts
- Slide Out Room Awnings (NA 300DS Dinette)
- Power Awning w/Vinyl Weather Guard
- Aluminum Body Side Moldings
- Smooth Exterior Range Vent
- Rear Roof Ladder
- Exterior LED Running & Tail Lights
- Spare Tire
- Air Assist Suspension
- Single Auto Power Entrance Step
- Chrome Front Bumper
- Keyless Entry (Ford E450 Chassis Only)
- Dual 12-Volt Power Ports

INTERIOR APPOINTMENTS

- Ciera Cherry Cabinetry
- Satin Nickel Hardware & Hinges
- Sealed/Seamless Thermofoil Tops (Dinette/Bathroom/Bedroom)
- Molded Solid Surface Fiberglass Countertops in Kitchen
- Congoleum "Designer Carefree" Flooring Throughout
- Vinyl Soft Touch Ceiling
- Roller Bearing Metal Drawer Guides
- Poplar Drawers
- Lambrequin w/Day/Night Shades
- Tinted Radius Slide Windows – Safety Glass
- Reclining Driver & Passenger Seats w/Two-tone Upgraded Covers
- Booth Dinette w/"Dream Dinette" Mechanism (300TS)
- U-shaped Dinette (300DS)
- Jackknife Sofa
- Raised Panel Uppers/Flat Panel Lower Cabinets
- Glass Insert Doors in Select Areas
- Residential Bathroom Door
- Molded Slide Out Facerboard
- Black Recepts/Rotaires/Switches
- Entry Assist Grab Handle
- Vinyl Padded Up and Angles
- Upgraded Seating Foam Pak
- Carpeted Cab Floor

INTERIOR EQUIPMENT

- Crank-up TV Antenna
- LP Leak Alarm
- Smoke Detector
- Carbon Monoxide Detector
- Fire Extinguisher
- Touch Screen AM/FM Radio & CD
- Color Back-up Monitor w/Dash Speakers
- Bedroom TV Backer & Connections
- 32" TV, DVD, Stereo, Subwoofer & Speakers
- Prewired for Satellite Dish w/Coax Connection
- Coach Skylight w/Retractable Night Shade
- Wood Grain Dash Appliqué
- Decorative Wall Mirrors
- Seat Belt at Every Occupancy Seat

GALLEY

- Convection Microwave
- Flush Mount, Double Door Refrigerator w/Hardwood Inserts
- Deep, Round Undermount Sink w/Cover
- Power, Lighted Recessed Slim Line Range Hood
- Three Burner Range Top w/Grate
- Upgraded Kitchen Faucet
- Kitchen Splash Guard (300TS)
- Decorative Kitchen Border

BATH AND WATER

- Outside Shower
- Power Bath Vent
- Demand Water Pump
- Stainless Steel Lavatory Sink
- Single Lever Lavatory Faucet
- Upgraded Shower Head w/Flexible Hose Extension
- Lavatory Mirror w/Makeup Light
- Medicine Cabinet
- Glass Shower Door
- Towel Bar and Hooks
- BS Molded Shower Surround
- Porcelain Foot Flush Toilet
- 6-gallon Gas/Electric E.I. Water Heater
- Skylight Over Shower
- Black Tank Flush System
- Swing Tube Termination
- w/Remote Pulls & Trunk Door

SLEEPING

- Queen Bed – 60x74
- Upgraded Serta Mattress
- Bedspread & Pillow Shams
- Upgraded Headboard
- Privacy Drape – Lower Cab

ELECTRICAL/HEATING/AC

- 30 Amp Power Cord
- 55 Amp Electronic Converter
- Auxiliary Battery in Stepwell
- Manual Generator Transfer/Changeover
- 4.0 KW Onan Gas Generator
- 110 volt, GFI Circuit
- Battery Disconnect
- LED Patio Light
- Wall-mounted Thermostat
- 30,000 BTU Ducted E.I. Furnace
- 13,500 BTU Ducted Low Profile Roof A/C
- Receipt and Coax Connection by Awning Leg (if possible)
- Deluxe Interior Light Package
- Directional LED Reading Lights Above Bed
- Exterior TV Ready Box w/Outside Cable TV Hookup
- Lighted Exterior Safety Grab Handle
- "Coach Command" Systems Control Center
- Rear Storage Compartment LED Light
- Three Speed Roof Vent (Coach)
- Entrance Step Well Light
- Emergency Start Switch

OPTIONS

CONCORD 50TH ANNIVERSARY PACKAGE (included with every model)

- Color-infused High Gloss Exterior Fiberglass Sidewalls
- Color-infused Molded Fiberglass Running Boards & Fender Skirts
- Travel Easy Roadside Assistance
- Interior LED Lights
- Exterior LED Running & Tail Lights
- 4.0 KW Onan Gas Generator
- 32" TV and DVD Player
- Stainless Steel Wheel Inserts
- Back-up Monitor
- Power Awning w/Vinyl Weather Guard
- Molded Solid Surface Fiberglass Countertops in Kitchen
- Heated Exterior Mirrors w/Remote
- Single Auto Power Entrance Step
- Slide Out Room Awnings
- 5,000 lb. Towing Hitch w/7-way Plug

CONCORD LUXURY PACKAGE

- Exterior Entertainment Center w/32" TV & Stereo
- Dual Auxiliary Batteries
- Side View Cameras
- 15,000 BTU Low Profile Ducted A/C w/Heat Pump
- "Camping Cozy" Package (Heated Tank Pads & Knife Valve at Tank)

STAND ALONE OPTIONS

- 24" TV & DVD in Bedroom
- Satellite Radio
- Removable Coach Carpet
- King Dome Satellite and Receiver
- Driver Swivel Seat (Ford Only)
- Passenger Swivel Seat (Ford Only)
- Exterior Privacy Windshield Cover
- Electric Fireplace (300DS)
- Bedroom Power Vent Fan
- Aluminum Rims
- Hydraulic Leveling Jacks
- Full Body Paint – Burgundy Glaze or Sand Glaze
- Z240 RV Compliance (Ford Only)
- Canadian Compliance (Speedometer/Lights) (Ford Only)
- CD-MVSA (Ford Only)

FLOORPLANS

DÉCOR



BOULDER



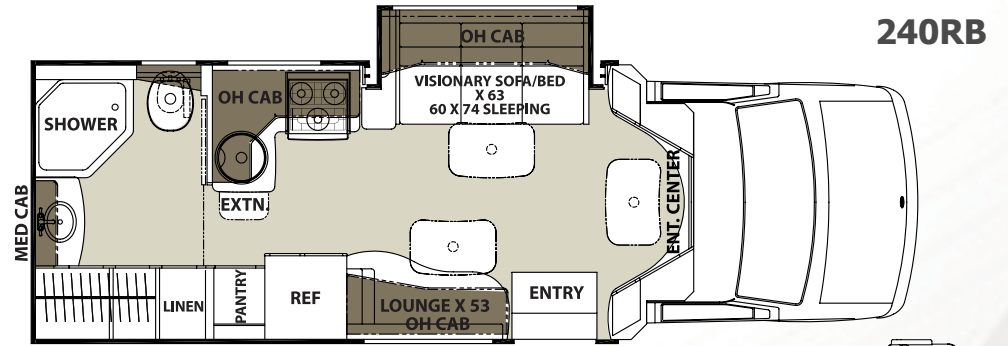
ELANTRA



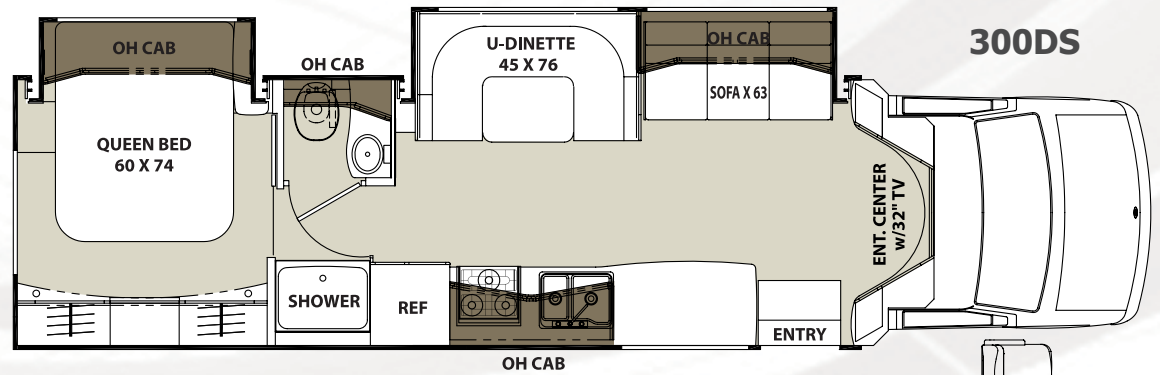
CIERA CHERRY

SPECIFICATIONS

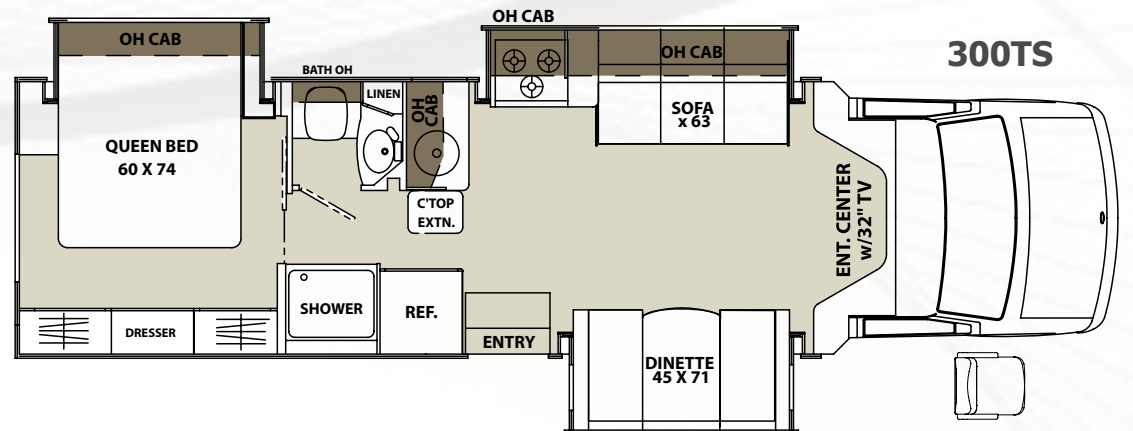
MODEL	240RB	300DS	300TS
CHASSIS	4500-CHEVY / 350-FORD	4500-CHEVY / 450-FORD	4500-CHEVY / 450-FORD
ENGINE	V8-6.0L / V10-6.8L	V8-6.0L / V10-6.8L	V8-6.0L / V10-6.8L
HORSE POWER	324 / 305	324 / 305	324 / 305
TORQUE	373 / 420	373 / 420	373 / 420
WHEEL BASE	159" / 158"	224" / 223"	209" / 208"
GVWR* (LBS.)	14,200 / 12,500	14,200 / 14,500	14,200 / 14,500
GCWR* (LBS.)	20,000 / 18,500	20,000 / 22,000	20,000 / 22,000
CW* (APPROX. LBS.)	9,358 / 9,310	11,975 / 12,085	11,975 / 12,085
CCC (APPROX. LBS.)	4,842 / 4,190	2,225 / 2,415	2,225 / 2,415
GAWR FRONT (LBS.)	4,600 / 4,600	4,600 / 5,000	4,600 / 5,000
GAWR REAR (LBS.)	9,600 / 8,500	9,600 / 9,600	9,600 / 9,600
INTERIOR HEIGHT	6' 11"	6' 6"	6' 6"
EXTERIOR WIDTH	8' 4"	7' 9"	7' 9"
EXTERIOR HEIGHT (W/ A/C)	10' 10"	9' 6" / 9' 5"	9' 6" / 9' 5"
EXTERIOR LENGTH (W/ HITCH)	23' 11" / 23' 6"	33' 3" / 32' 9"	31' 6" / 31' 0"
HITCH WEIGHT (LBS.)	5,000	5,000	5,000
FUEL CAPACITY (GAL.)	57 / 55	57 / 55	57 / 55
LP CAPACITY (LBS.)	68	85	85
FRESH WATER CAPACITY (GAL.)	50	43	43
WATER HEATER CAPACITY (GAL.)	6	6	6
GREY TANK CAPACITY (GAL.)	53	53	53
BLACK TANK CAPACITY (GAL.)	22	28	28
EXTERIOR STORAGE (CU. FT.)	44	44	44
AWNING LENGTH (FT.)	15'	19'	20'



OPTIONAL PASSENGER & DRIVER SWIVEL SEATS (FORD ONLY)



OPTIONAL PASSENGER & DRIVER SWIVEL SEATS (FORD ONLY)



OPTIONAL PASSENGER & DRIVER SWIVEL SEATS (FORD ONLY)

GVWR (Gross Vehicle Weight Rating): The maximum permissible weight of the unit, including the unloaded vehicle weight (UJVW) plus all fluids, cargo, optional equipment and accessories. For safety and product performance, do not exceed the GVWR. CW (Curb Weight): The weight of the unit without factory or dealer installed options, plus allowance for the weight of full fuel capacity. The "payload capacity" for all other fluids, cargo, occupants, optional equipment, and accessories can be determined by subtracting the CW from the GVWR. GCWR (Gross Combined Weight Rating): The maximum total weight of the loaded unit, plus a tow vehicle. This includes the weight of both the unit and tow vehicle, fuel for each, all other fluids, cargo, occupants, optional equipment and accessories. Wider Widths: Numerous Coachmen floorplans feature the "wide body" design concept, which gives you significantly enhanced interior living space and innovative floorplans. In making your purchase decision, you should be aware that a few states restrict access on some or all roads within the state to vehicle with a maximum 96-inch width, although special road usage permits may be available. Vehicles up to 102-inches in some width are permitted in the vast majority of states. You should confirm the road usage laws in the states of interest to you before making your purchase decision. If width is of concern to you, we invite you to consider the broad array of other Coachmen models offers in the standard 96-inches width. Important Note: All capacities are approximate, and all dimensions are nominal. Coachmen motorhomes are designed to allow for a wide variety of uses, extended trips with two people or short trips with multiple people. Accordingly, each unit allows ample room for sleeping, seating, fluids and cargo. While the customer is the beneficiary of this design, the customer also bears the responsibility to select the proper combination of passengers, cargo, load, and tow vehicle without exceeding the chassis weight capabilities. Consumer may need additional braking capacity to tow loads greater than 1,000 pounds. Seat belts should always be worn for passenger safety. Seat belts are provided at most locations to allow convenience in selecting which seat to occupy. However, it is not intended that all seating positions equipped with a seat belt may be occupied while the vehicle is in motion, without regard to other weight factors. All Coachmen motorhomes are designed to ensure that the number of passengers allowed while the vehicle is in motion will always at least equal the stated sleeping capacity. Though extra seat belts may be provided, for your safety and the proper operation of your vehicle, limit your passengers to the number allowed by the Net Carrying Capacity of your vehicle.



Color-infused Fiberglass (Standard)



Burgundy Glaze Full Body Paint (optional)



Sand Glaze Full Body Paint (optional)



Free One Year Membership – Coachmen Owners' Association

Coachmen is proud to sponsor the largest manufacturer sponsored camping club in North America ... Coachmen Owners' Association (COA). COA provides a broad breadth of value propositions for our owners including: planned trips/ tours and rallies at bulk rate discounts, free trip routing, free campground directory, free Easy RVing magazine, theme park discounts, fuel discounts, mail forwarding, a dedicated COA web site, local and state club activities and Caravan Chapter membership opportunities. Most importantly, COA enhances the Coachmen ownership and RV lifestyle experience.

Every new Coachmen RV buyer is eligible for a 1 Year FREE membership in the Coachmen Owners' Association. It all adds up to an easy ownership experience!



Travel Easy™ Roadside Assistance

RVing is easier with Coachmen's Travel Easy™ Roadside Assistance provided FREE the first year of ownership to those who purchase a New Coachmen RV. Administered by Coach-Net, this service provides you with 24/7 operational, technical and emergency road service coverage. Also included is towing, fuel delivery, jump starts, lockout service, tire changes, mobile mechanic and unlimited technical assistance. Anywhere. Anytime. Travel Easy™ is the security of knowing that help is an easy phone call away.



Forest River, Inc. encourages our customers to purchase their Forest River products from a local dealership whenever possible for the following reasons:

- 1) Forest River, Inc. dealers are independently owned and operated businesses so priority service and scheduling is at their discretion and is often provided to customers that purchased their unit at that dealership.
- 2) Purchasing locally allows customers to establish meaningful relationships with a dealer, enhancing the RV experience through assistance with product questions, user tips or RV regulations for your state or country, and much more!
- 3) Canadian customers must meet requirements to bring an RV purchased out of the country to their home. These requirements may involve additional inspections and certifications, taxes and fees. Your local Canadian Dealer is a professional at meeting these requirements.
- 4) Scheduling timely warranty repairs and adjustments through a local dealership provides far greater flexibility and convenience to you, the customer!

It is the goal of Forest River, Inc. that all of our RV owners fully enjoy the RV experience and that customer satisfaction meets or exceeds their expectations!



Learn More
Scan this barcode using a QR Reader on your smart phone to learn more about Forest River.



A Berkshire Hathaway company.

All information contained in this brochure is believed to be accurate at the time of publication. However, during the model year, it may be necessary to make revisions and Coachmen reserves the right to make all such changes without notice, including prices, colors, materials, equipment and specifications as well as the addition of new models and the discontinuance of models shown in this brochure. Therefore, please consult with your Coachmen dealer and confirm the existence of any materials, design or specifications that are material to your purchase decision. 2/14

©Copyright 2014 Coachmen RV a Division of Forest River Inc – All Rights Reserved.



**423 N. Main Street • P.O. Box 30
Middlebury, IN 46540**

To learn more about Coachmen RV and our products and see how Coachmen is making the easy life easier, call us toll free at **(800) 353-7383**, or visit **www.coachmenrv.com**



Your **CONCORD** Dealer